



Catalogue 2024 1st edition




























Electrical installation solutions for buildings

Product description, quick and easy selection of product codes



- DIN-rail products
- Light switches and wiring accessories
- Home and building automation
- Enclosures

Electrical installation solutions for buildings

INDEX	
MINIATURE CIRCUIT-BREAKERS	
RESIDUAL CURRENT DEVICES	
ARC FAULT DETECTION DEVICES	
ACCESSORIES FOR MCBS AND RCDS	
PROTECTION AND SAFETY	
COMMAND AND SIGNALING	
CONTROL AND AUTOMATION	
ENERGY EFFICIENCY	
PLUG-IN SYSTEMS	
LIGHT SWITCHES AND SOCKET OUTLETS	
INSTALLATION MATERIAL	
DIGITAL SERVICES	
ABB I-BUS® KNX	
ABB CYLON®	
EMERGENCY_LIGHTING	
ABB-FREE@HOME®	
ABB-ACCESSCONTROL	
DOOR ENTRY SYSTEM	
INTRUSION ALARM SYSTEMS	
SUBDISTRIBUTION BOARDS	
CONSUMER UNITS	
GENERAL PURPOSE ENCLOSURES	
PEDESTALS	
JUNCTION BOXES	
NEMA STANDARD PRODUCTS	
QUICK PRODUCT REFERENCES	

Electrical installation solutions for buildings

Miniature circuit-breakers

Index

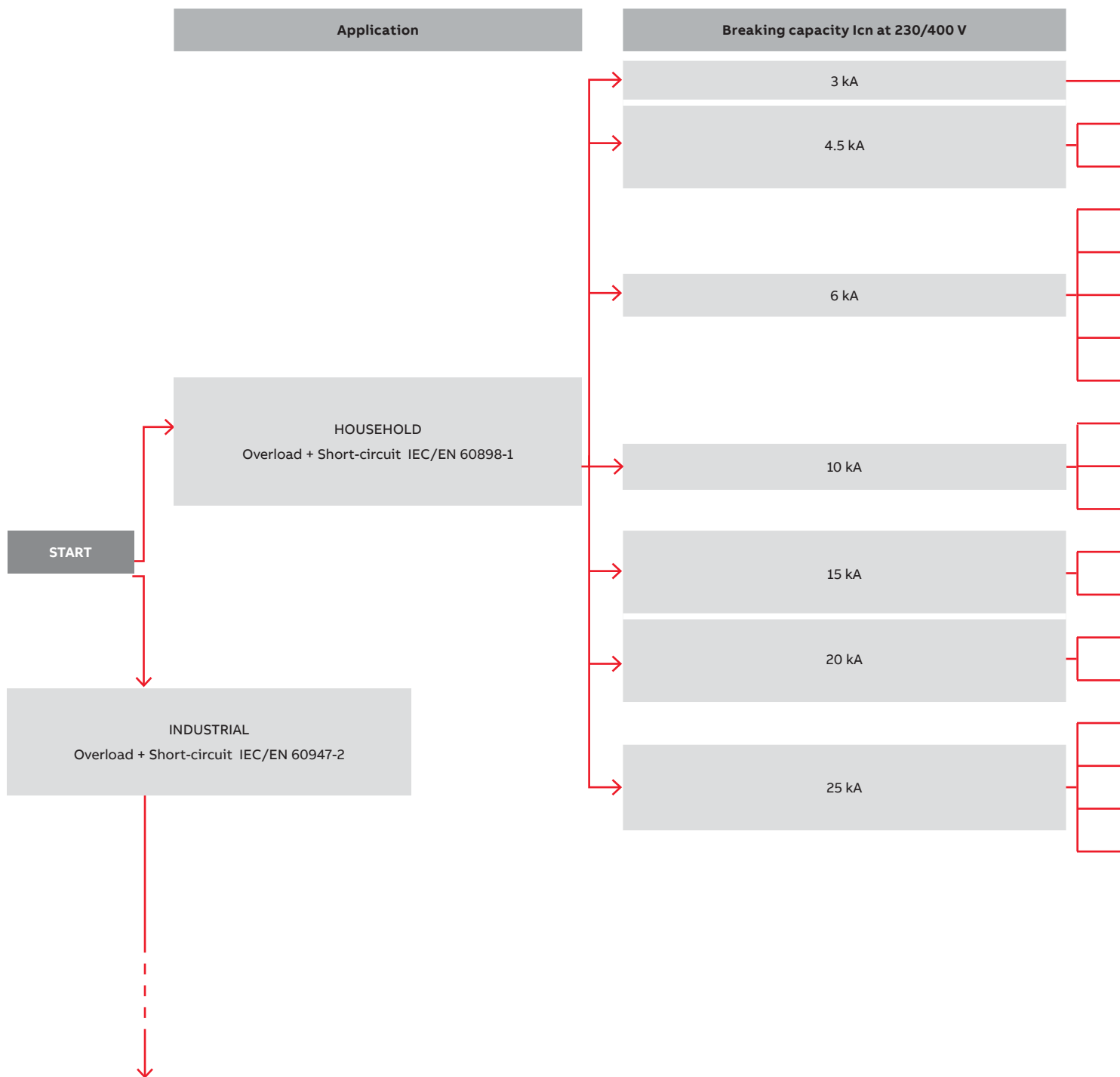
Quick selection of MCBs	2
MCBs S 200	
S 200 technical features	28
S 200 series, 6 kA	38
S 200 M series, 10 kA	52
S 200 MR series, 10kA	66
S 200 M UC series, 10 kA	68
S 200 S screwless series, 6 kA	94
SU 200 M series, 10 kA	95
SU 200 MR series, 10 kA	107
S 200 UDC series, 125 V DC	109
MCBs S 300	
S 300 technical features	30
S 300 P series, 25kA	77
M 300 P series, 25kA, magnetic only	92
MCBs SN 201	
SN 201 L series, 4.5 kA	116
SN 201 series, 6 kA	117
SN 201 M series, 10 kA	119
MCBs S200C	
S200C series from 3 kA to 10 kA	120
MCBs S200C	
S200MT	136
S200MTUC	149
S 202 TC	159
S 200 MTR / S 200 MTR DC	161
S 200 MTR / S 200 MTR DC	177
MCBs S200 80-100A	
S 200 80-100A series, 6 kA	132
SMCBs S 750 DR	
S 750 DR series	187
MCBs S 800	
S800P series, 50kA	204
S800S series, 50 kA	208
S800N series, 36 kA	233
S800C series, 25 kA	239
S800B series, 16 kA	243
S800HV series, 4 kA	247
S800U series, 50 kA	249
S800U-UCZ series, 10 kA	255
S800U series PVS	256
S800PV-SP series, 5 kA, DC	257
S800PV-SD and S800PV-M-H series	260



System pro M compact®

Quick selection of MCBs for household and industrial applications

Easy! Find the right range and the corresponding catalogue page at a glance using this selection chart.



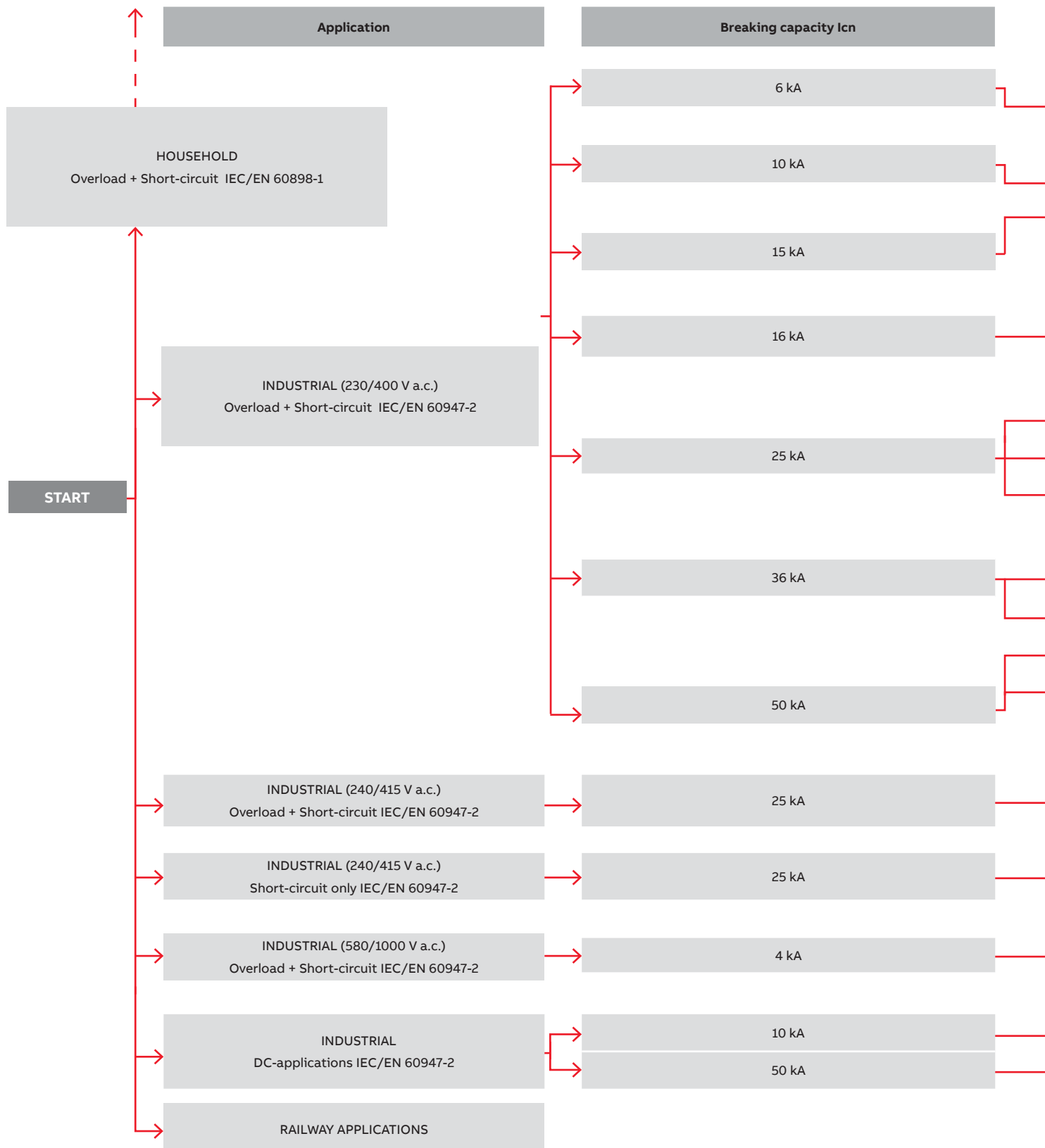
System pro M compact®

Quick selection of MCBs for household and industrial applications

Rated current	Poles	Solution
Up to 40 A	2,3,4	S200TC
Up to 40 A	2,3,4	S200CL
Up to 40 A	1P+N	SN 201 L
Up to 40 A	1+1,2,3,4	S200C
Up to 40 A	1P+N	SN 201
Up to 20 A	1P, 3P	S 200 S
Up to 63 A	All poles	S 200
Up to 100 A	All poles	S 200
Up to 40 A	1P+N	SN 201 M
Up to 32 A	2	S200CM
Up to 63 A	All poles	S 200 M
Up to 125 A	All poles	S800P
Up to 63 A	All poles	S300P
Up to 40 A	All poles	S300P
Up to 63 A	All poles	S800C
Up to 25 A	All poles	S300P
Up to 63 A	All poles	S800C
Up to 80 A	All poles	S800P
Up to 100 A	All poles	S 750 DR

System pro M compact®

Quick selection of MCBs for household and industrial applications



System pro M compact®

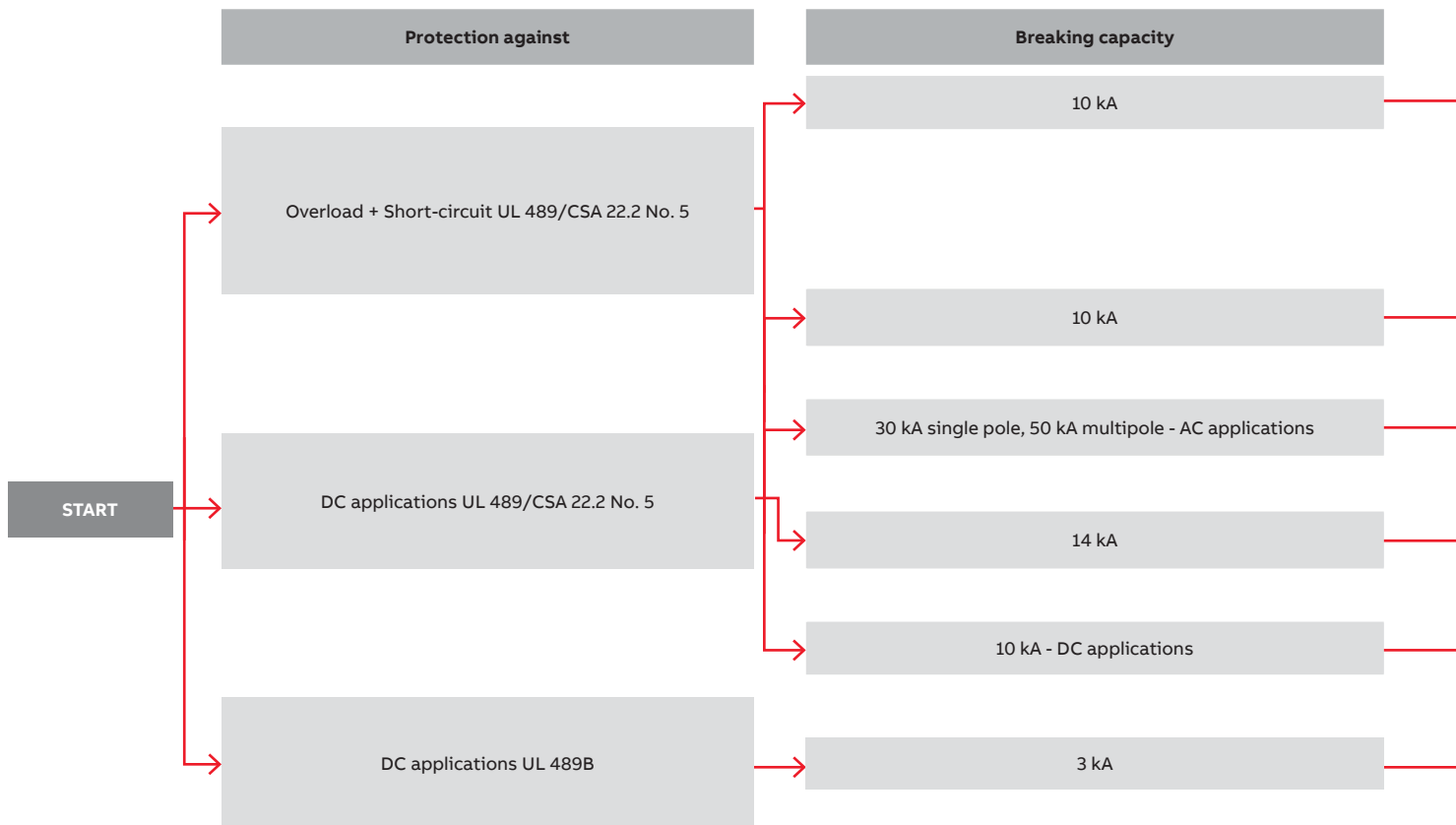
Quick selection of MCBs for household and industrial applications

Rated current	Poles	Solution
Up to 100 A	All poles	S 200
Up to 63 A	All poles	S 200, S 200 M
Up to 40 A	All poles	S 200 M
Up to 63 A	All poles	S800B
Up to 63A	All poles	S800C
Up to 100 A	All poles	S 750 DR
Up to 125 A	All poles	S800P
Up to 125 A	All poles	S800P
Up to 63A	All poles	S800N
Up to 125 A	All poles	S800P
Up to 63A	All poles	S800N
Up to 63 A	All poles	S 300P
Up to 63A	1P, 2P, 3P, 4P	M 300P
Up to 125 A	1P, 2P, 3P	S800HV
Up to 63 A	1P, 2P, 3P, 4P	S 200 M UC
Up to 125 A	All poles	S800S-UC



System pro M compact®

Quick selection of MCBs for UL applications (UL 489/CSA 22.2 No. 5)



System pro M compact®

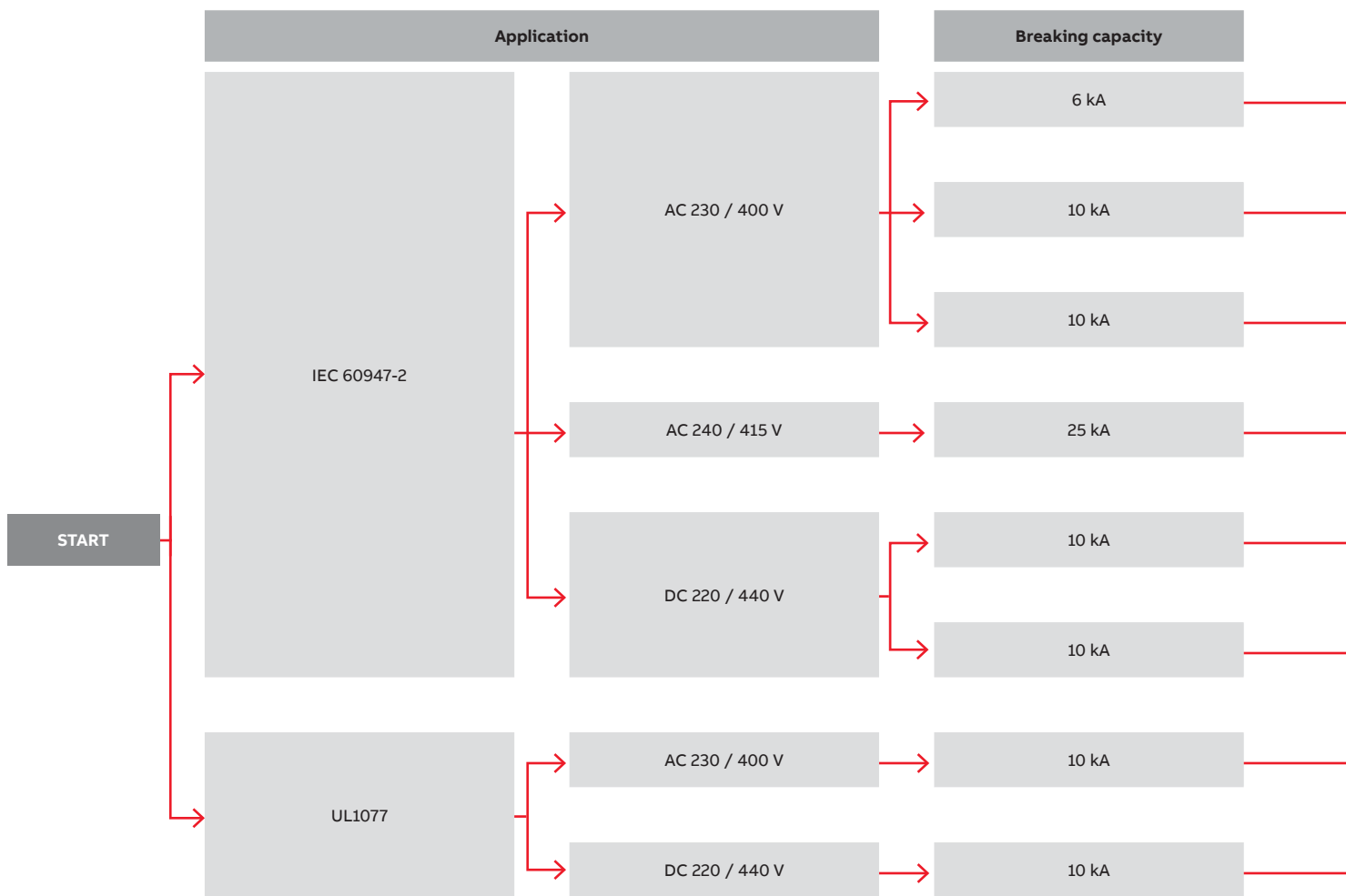
Quick selection of MCBs for UL applications (UL 489/CSA 22.2 No. 5)

Rated current	Wiring/Remark	Poles	Solution
Up to 63 A		1P, 2P, 3P, 4P	SU 200 M
Up to 63 A	Ring Tongue	1P, 2P, 3P, 4P	SU 200 MR
Up to 100 A	240 V AC	All poles	S 800 U
Up to 63 A		1P, 2P	S 200 UDC
Up to 80 A	600 V DC	4P	S804U-UCZ
5 A		4P	S804U-PVS5



System pro M compact®

Quick selection of MCBs for rolling stock application IEC 60947-2 and UL1077



Scan QR Code to get deeper insights on Rolling Stock applications.

System pro M compact®

Quick selection of MCBs for rolling stock application IEC 60947-2 and UL1077

Rated current	Wiring/Remark	Poles	Solutions
Up to 63 A	Screw	All poles	S202TC
Up to 63 A	Screw	All poles	S200MT
Up to 63 A	Ring Tongue	All poles	S200MTR
Up to 63 A	Screw	All poles	S300P
Up to 63 A	Screw	All poles	S200MTUC
Up to 63 A	Ring Tongue	All poles	S200MTR DC
Up to 63 A	Ring Tongue	All poles	ST200MTR
Up to 63 A	Ring Tongue	All poles	S200MTR DC

Miniature circuit-breakers

Selection table



Series			S 200	S 200 M	S 200 M UC	S 300 P				M 300 P				S 200 MR	S 200 S	
Characteristics			B,C,D, K,Z	B,C,D, K,Z	B,C, K, Z	B,C,D, K,Z	B,C,D, K,Z	B,C,D, K,Z	B,C,D, K,Z	D	D	D	D	K	B,C	
Rated current [A]			0.5 ≤ In ≤ 63	0.5 ≤ In ≤ 63	0.2 ≤ In ≤ 63	0.2 ≤ In ≤ 6	8 ≤ In ≤ 25	32 ≤ In ≤ 40	50 ≤ In ≤ 63	0.5 ≤ In ≤ 6	8 ≤ In ≤ 25	32 ≤ In ≤ 40	50 ≤ In ≤ 63	0.2 ≤ In ≤ 63	6 ≤ In ≤ 20	
Reference standard	Nr. poles	Ue[V]														
IEC/EN 60898	Icn	230/400 6 240/415	10	10		25	25	20	15						6	
IEC/EN 60947-2 Alternating current	Icu 1, 1P+N	133	20	25		100	50	40	40	100	50	40	40			
		139														
	2, 3, 4	230	10	15										15		
		240				100	25	25	25	100	25	25	25			
		253														
		230	20	25	10 ^{*16} /6 ^{*17}	100	50	40	40	100	50	40	40			
	2, 3, 4	400	10	15										15		
		415				100	25	25	25	100	25	25	25			
		440	10	15	10 ^{*16} /6 ^{*17}	100	15	15	15	100	15	15	15			
		500														
	IEC/EN 60947-2 Direct current T=l/R≤5ms for all series, except S280 UC and S800S-UC, where T=l/R<15ms	Ics 1, 1P+N	133	15	18.7 ^{*8}		100	20	20	20	100	20	20	20		
			139													
		2, 3, 4	230	7.5	11.2 ^{*8}		100	12.5	10	7.5	100	12.5	10	7.5		
			240													
253					7.5 ^{*16} /6 ^{*17}									7.5 ^{*17} /11.2 ^{*16}		
230			15	18.7 ^{*8}		100	20	20	20	100	20	20	20			
2, 3, 4		400	7.5	11.2 ^{*8}												
		415				100	12.5	10	7.5	100	12.5	10	7.5			
		440	7.5	11.2 ^{*8}	7.5 ^{*16} /6 ^{*17}	100	7.5	7.5	7.5	100	7.5	7.5	7.5	7.5 ^{*17} /11.2 ^{*16}		
		500														
IEC/EN 60947-2 Direct current T=l/R≤5ms for all series, except S280 UC and S800S-UC, where T=l/R<15ms		Icu 1, 1P+N	24	20												
			60	10	10											
		2	72				25	25	25	25	25	25	25	25		
			125													
	220				10											
	250															
	3,4	48	20													
		110														
		125	10	10		25	25	25	25	25	25	25	25			
		250														
	3,4	440			10											
		500														
		800														
		375														
3,4	500															
	750															
3,4	1200															

¹ only up to 40 A; 10 kA up to 50/63 A
² only for "D" characteristic
³ values are not for all rated currents
⁴ 600 V DC for 100, 125 A
⁵ 1000 V DC for 100, 125 A
⁶ 3 poles
⁷ 4 poles
⁸ relevant product standard: E DIN VDE 0645 (based on IEC/EN 60898-1 and IEC/EN 60947-2)
⁹ by 250 V DC 1-pole, 600 V 3- and 4-pole
¹⁰ by 600 V DC 2-pole
¹¹ ≤ 25 A
¹² > 25 A
¹³ char. B, C
¹⁴ only 2 poles (connection in series)
¹⁵ UL 1077 only
¹⁶ ≤ 40 A
¹⁷ > 40 A
¹⁸ ≤ 35 A
¹⁹ 10-80 A

Miniature circuit-breakers

Selection table



Series			S 200	S 200 M	S 200 M UC	S 300 P			M 300 P			S 200 MR	S 200 S			
Characteristics			B,C,D, K,Z	B,C,D, K,Z	B,C, K, Z	B,C,D, K,Z	B,C,D, K,Z	B,C,D, K,Z	D	D	D	K	B,C			
Rated current [A]			0.5 ≤ In ≤ 63	0.5 ≤ In ≤ 63	0.2 ≤ In ≤ 63	0.2 ≤ In ≤ 25	32 ≤ In ≤ 40	50 ≤ In ≤ 63	0.5 ≤ In ≤ 25	32 ≤ In ≤ 40	50 ≤ In ≤ 63	0.2 ≤ In ≤ 63	6 ≤ In ≤ 20			
IEC/EN 60947-2 Direct current T=I/R≤5ms for all series, except S280 UC and S800S-UC, where T=I/R<15ms	1cs	1, 1P+N	24	20												
			60	10	10											
			72				12.5	10	7.5	12.5	10	7.5				
	2		220			10										
			250													
			48	20												
			110													
			125	10	10		12.5	10	7.5	12.5	10	7.5				
			250			25										
			440			10										
			500													
			800													
			3,4		375											
					500											
					750											
UL 1077/ C22.2 No 235 Alternating current	Int. cap.	1, 1P+N	120	10 ^{*15}		10	10	10								
			240			10	10	10								
			277	6 ^{*15}	6	6	10	10	10			10				
			240	10 ^{*15}			10	10	10							
			480	6 ^{*15}	6	6	10	10	10							
			Y/277													
	Direct current	Int. cap.	1, 1P+N	60	10 ^{*15}	10			10	10	10					
				125												
				250			10									
				2, 3, 4	125		10		10	10	10					
				250												
				500			10									
UL 489/ C22.2 No 5 Alternating current	Int. cap.	1, 1P+N	240													
			277													
			2, 3, 4	240												
			480 Y/277													
UL 489/ C22.2 No 5 Direct current	Int. cap.	1, 1P+N	48													
			60													
			125													
			2	96												
			125													
			250													

^{*1} only up to 40 A; 10 kA up to 50/63 A
^{*2} only for "D" characteristic
^{*3} values are not for all rated currents
^{*4} 600 V DC for 100, 125 A
^{*5} 1000 V DC for 100, 125 A
^{*6} 3 poles
^{*7} 4 poles

^{*8} relevant product standard: E DIN VDE 0645
 (based on IEC/EN 60898-1 and IEC/EN 60947-2)
^{*9} by 250 V DC 1-pole, 600 V 3- and 4-pole
^{*10} by 600 V DC 2-pole
^{*11} ≤ 25 A
^{*12} > 25 A
^{*13} char. B, C

^{*14} only 2 poles (connection in series)
^{*15} UL 1077 only
^{*16} ≤ 40 A
^{*17} > 40 A
^{*18} ≤ 35 A
^{*19} 10-80 A

Miniature circuit breakers

Selection table



S 300P			S 200 MTR		S 200 MTR DC	ST 200 MTR	ST 200 MTR DC
R 26/HL 3	R 26/HL 3	R 26/HL 3	R 26/HL 3	R 26/HL 3	R 26/HL 3		
R 22/HL 3	R 22/HL 3	R 22/HL 3	R 22/HL 3	R 22/HL 3	R 22/HL 3		
yes	yes	yes	yes	yes	yes	yes	yes
Category 1 - Class A/B mounted	Category 1 - Class A/B Body mounted	Category 1 - Class A/B Body mounted	Category 1 - Class A/B Body mounted	Category 1 - Class A/B Body mounted	Category 1 - Class A/B Body mounted	Category 1 - Class A/B Body mounted	Category 1 - Class A/B Body mounted
1P, 2P, 3P, 4P, 1P+N, 3P+N	1P, 2P, 3P, 4P, 1P+N, 3P+N	1P, 2P, 3P, 4P, 1P+N, 3P+N	1P, 2P, 3P, 4P, 1P+N, 3P+N	1P, 2P, 3P, 4P, 1P+N, 3P+N	1P, 2P, 3P, 4P, 1P+N, 3P+N	1P, 2P, 4P	1P, 2P, 3P, 4P
B, C, D, K, Z	B, C, D, K, Z	B, C, D, K, Z	B, C, K, Z	B, C, K, Z	B, C, K, Z	K, Z	K, Z
8...25	32...40	50...63	0.2...25	32...63	0.2...63	0.5...63	0.5...63
25	20	15					
25	20	15					
50	40	40	25	25			
50	40	40					
25	25	25					
50	40	40					
25	25	25					
15	15	15					
			25	25			
25	25	25					
15	15	15	25	15			
20	20	20	12,5	12,5			
12,5	10	7,5					
			12,5	7,5			
20	20	20	12,5	12,5			
12,5	10	7,5					
			12,5	7,5			
20	20	20					
12,5	10	7,5					
20	20	20					
12,5	10	7,5					
7,5	7,5	7,5					
25	25	25					
25	25	25					
					20		
					10		
					20		
					10		
					20		
					10		
					20		
					10		
					20		
					10		
10, U1	10, U1	10, U1					
10, U1	10, U1	10, U1					
10, U1	10, U1	10, U1				6, U1	
10, U1	10, U1	10, U1				6, U1	
10, U1	10, U1	10, U1					
10, U1	10, U1	10, U1					10, U1
10, U1	10, U1	10, U1					
							10, U1
			-40°C up to + 70°C	-40°C up to + 70°C	-40°C up to + 70°C	-40°C up to + 70°C	-40°C up to + 70°C

High performance circuit-breakers

Selection table



Series	S750 DR		S800P		S800S			S800N		S800C			
Characteristics	E selective, K selective		B, C, D, K		B, C, D	K	KM	UCB	UCK	B, C, D	B, C, D, K		
Rated current [A]	16 ≤ In ≤ 100		80-125		0.5 ≤ In ≤ 63	0.5 ≤ In ≤ 63	20 ≤ In ≤ 80	0.5 ≤ In ≤ 125	0.5 ≤ In ≤ 125	6 ≤ In ≤ 63	10 ≤ In ≤ 63		
Breaking capacity [kA]													
Reference standard	Nr.	Ue[V]											
IEC/EN 60898	Icn	230/400	25◆(80 A) 15●(100...125 A)		25 *19			20 *19		15 *22			
IEC/EN 60947-2 Alternating current	Icu 1, 1P+N	133											
		230	25										
		240		50	50	50	50 *6	36	25				
		253											
		254		30◆	30	30	30 *6	20	15				
		289		15◆(80 A), 10◆(100...125 A)	15	15		10					
		400		6◆(80 A), 4.5◆(100...125 A)	6	6	6 *6	4.5					
		580											
		2, 3, 4	230										
			400	25									
	415			50	50	50	50 *6	36	25				
	440			30◆	30	30	30 *6	20	15				
	500			15◆(80 A), 10◆(100...125 A)	15	15							
	580							10					
	690			6◆(80 A), 4.5◆(100...125 A)	6	6	6 *6	4.5					
	1000												
	Ics 1, 1P+N		133										
			230	12.5									
		240		40	40	40		30	25				
		253											
254				22.5	22.5	22.5	15	10					
289				11	11		8						
400				4	4	4	3						
580													
2, 3, 4		230											
		400	12.5			40	40						
	415		40			40 *6	30	25					
	440			22.5	22.5		15	10					
	500			11	11		8						
	690			4 *3	4 *3	4	3						
1000													

◆ Internal factory certificate only
● Characteristics B, C, D

*1 only up to 40 A; 10 kA up to 50/63 A
*2 only for "D" characteristic
*3 values are not for all rated currents
*5 1500 V DC for 4P
*6 3 poles

*7 4 poles
*8 relevant product standard: E DIN VDE 0645 (based on IEC/EN 60898-1 and IEC/EN 60947-2)

*9 by 250 V DC 1-pole, 600 V 3- and 4-pole
*10 by 600 V DC 2-pole
*11 ≤ 25 A
*12 > 25 A

*13 char. B, C
*14 only 2 poles (connection in series)
*15 UL 1077 only
*16 ≤ 40 A
*17 > 40 A

High performance circuit-breakers

Selection table



	S800B	S800HV	S800U	S804U-UCZ	S804U-PVS	S800PV-SP
	B, C, D, K	C, K	Z, K	UCZ	PVS	PV-SP
	$32 \leq I_n \leq 63$	C: $10 \leq I_n \leq 32$ K: $0.5 \leq I_n \leq 125$	$10 \leq I_n \leq 100$	10-80	5	$5 \leq I_n \leq 125$
	10 ^{*22}					
	16		30			
		1.5 (0.5 ... 5 A), 4 (6 ... 63 A) 3 (80 ... 125 A)				
	16		50			
		1.5 (0.5 ... 5 A) 4 (6 ... 63 A) 3 (80 ... 125 A)				
	10		25			
		1.5 (0.5 ... 5 A) 2.5 (6 ... 63 A) 2 (80 ... 125 A)				
	10		40			
		1.5 (0.5 ... 5 A) 2.5 (6 ... 63 A) 2 (80 ... 125 A)				

*18 ≤ 35 A

*19 10-80 A


*20 for S804U-UCZ only

*21 for S804U-PVS only

*22 D125 only IEC/EN60947-2

High performance circuit-breakers

Selection table



Series		S750 DR	S800P	S800S				S800N	S800C	
Characteristics		E selective, K selective	B, C, D, K	B,C,D	K	KM	UCB	UCK	B,C,D	B,C,D,K
Rated current [A]		16 ≤ In ≤ 100	80-125	0.5 ≤ In ≤ 63	0.5 ≤ In ≤ 63	20 ≤ In ≤ 80	0.5 ≤ In ≤ 125	0.5 ≤ In ≤ 125	6 ≤ In ≤ 63	10 ≤ In ≤ 63
Breaking capacity [kA]										
Reference standard	Nr. poles									
IEC/EN 60947-2 Direct current T=l/R≤5ms for all series, except S280 UC and S800S-UC, where T=l/R<15ms	1, 1P+N									
	24									
	60									
	75									
	125		30◆	30	30				20	10
	220									
	250						50	50		
	48									
	125									
	150									
	250		30*	30	30				20	10
	440									
	500						50	50		
	800									
3,4	225									
300										
375		30◆● ⁶	30 ^{*6}	30 ^{*6}	30 ^{*6}			20 ^{*6}	10 ^{*6}	
500		30◆● ⁷	30 ^{*7}	30 ^{*7}				20 ^{*7}	10 ^{*7}	
750							50 ^{*6} 50 (63...125 A) ^{*7}	50 ^{*6} 50 (63...125 A) ^{*7}		
1000							50 (10...50 A) ^{*7}	50 (10...50 A) ^{*7}		
1200										

- ◆ Internal factory certificate only
- Characteristics B, C, D

*1 only up to 40 A; 10 kA up to 50/63 A
 *2 only for "D" characteristic
 *3 values are not for all rated currents
 *5 1500 V DC for 4P
 *6 3 poles
 *7 4 poles

*8 relevant product standard: E DIN VDE 0645 (based on IEC/EN 60898-1 and IEC/EN 60947-2)
 *9 by 250 V DC 1-pole, 600 V 3- and 4-pole

*10 by 600 V DC 2-pole
 *11 ≤ 25 A
 *12 > 25 A
 *13 char. B, C
 *14 only 2 poles (connection in series)
 *15 UL 1077 only

*16 ≤ 40 A
 *17 > 40 A
 *18 ≤ 35 A
 *19 10-80 A
 *20 for S804U-UCZ only
 *21 for S804U-PVS only

High performance circuit-breakers

Selection table




	S800B	S800HV	S800U	S804U-UCZ	S804U-PVS	S800PV-SP
	B, C, D, K	C, K	Z, K	UCZ	PVS	PV-SP
	$32 \leq I_n \leq 63$	C: $10 \leq I_n \leq 32$ K: $0.5 \leq I_n \leq 125$	$10 \leq I_n \leq 100$	10-80	5	$5 \leq I_n \leq 125$
	10					
						5
	10^{*6} 10^{*7}					
						5^{*5}



High performance circuit-breakers

Selection table



Series	S750 DR	S800P	S800S				S800N	S800C	
Characteristics	E selective, K selective		B, C, D	K	KM	UCB	UCK	B, C, D	B, C, D, K
Rated current [A]	16 ≤ In ≤ 100		0.5 ≤ In ≤ 63	0.5 ≤ In ≤ 63	20 ≤ In ≤ 80	0.5 ≤ In ≤ 125	0.5 ≤ In ≤ 125	6 ≤ In ≤ 63	10 ≤ In ≤ 63
IEC/EN 60947-2 Direct current T=l/R≤5ms for all series, except S280 UC and S800S-UC, where T=l/R<15ms	1cs 1P+N	24							
		60							
	2	125		30	30			20	10
		220					50	50	
	2	250							
		48							
	2	125							
		250		30	30			20	10
	2	440							
		500					50	50	
3,4	800								
	375		30 * ⁶	30 * ⁶	30 * ⁶			20 * ⁶	10 * ⁶
3,4	500		30 * ⁷	30 * ⁷				20 * ⁷	10 * ⁷
	750					50 * ⁶	50 * ⁶		
3,4	1000					50 (63 ... 125 A) * ⁷	50 (63 ... 125 A) * ⁷		
	1200					50 (10 ... 50 A) * ⁷	50 (10 ... 50 A) * ⁷		
UL 1077/ C22.2 No 235 Alternating current	Int. 1, cap. 1P+N	120							
		240		30	30				20 (≤ 100 A)
	2, 3, 4	277		14	14				
		347		6	6				10 (≤ 100 A)
	2, 3, 4	480 Y/277		14 * ²⁶	14 * ²⁶				10 (≤ 100 A)
600Y/347			6	6					
UL 1077/ C22.2 No 235 Direct current	Int. 1, cap. 1P+N	60							
		125							10 (≤ 100 A)
	2, 3, 4	250							
		125							10 (2P, ≤ 100 A)
	2, 3, 4	250							10 (3P, ≤ 100 A)
375								10 (4P, ≤ 100 A)	
2, 3, 4	500								
	500								
UL 489/ C22.2 No 5 Alternating current	Int. 1, cap.	240							
		277							
	2, 3, 4	240							
		480 Y/277							
Int. 1, cap. 2	60								
	125								
4	600								
	1000								
UL489B	4	1000							
Direct current									

*1 only up to 40 A; 10 kA up to 50/63 A
 *2 only for "D" characteristic
 *3 values are not for all rated currents
 *5 1500 V DC for 4P
 *6 3 poles

*7 4 poles
 *8 relevant product standard:
 E DIN VDE 0645 (based on
 IEC/EN 60898-1 and IEC/EN 60947-2)

*9 by 250 V DC 1-pole, 600 V
 3- and 4-pole
 *10 by 600 V DC 2-pole
 *11 ≤ 25 A
 *12 > 25 A

*14 only 2 poles (connection in series)
 *15 UL 1077 only
 *16 ≤ 40 A
 *17 > 40 A
 *18 ≤ 35 A

High performance circuit-breakers

Selection table



S800B	S800HV	S800U	S804U-UCZ	S804U-PVS	S800PV-SP
B, C, D, K	C, K	Z, K	UCZ	PVS	PV-SP
32 ≤ In ≤ 63	C: 10 ≤ In ≤ 32 K: 6 ≤ In ≤ 125	10 ≤ In ≤ 100	10-80	5	5 ≤ In ≤ 125
					5
					5 *5
	15 (3P, 10 ... 32 A) *27				
		30			
		50			
			10		
				3	

*19 10-80 A
 *22 by 75V DC 1-pole
 *23 by 150V DC 2-pole
 *24 by 225V DC 3-pole

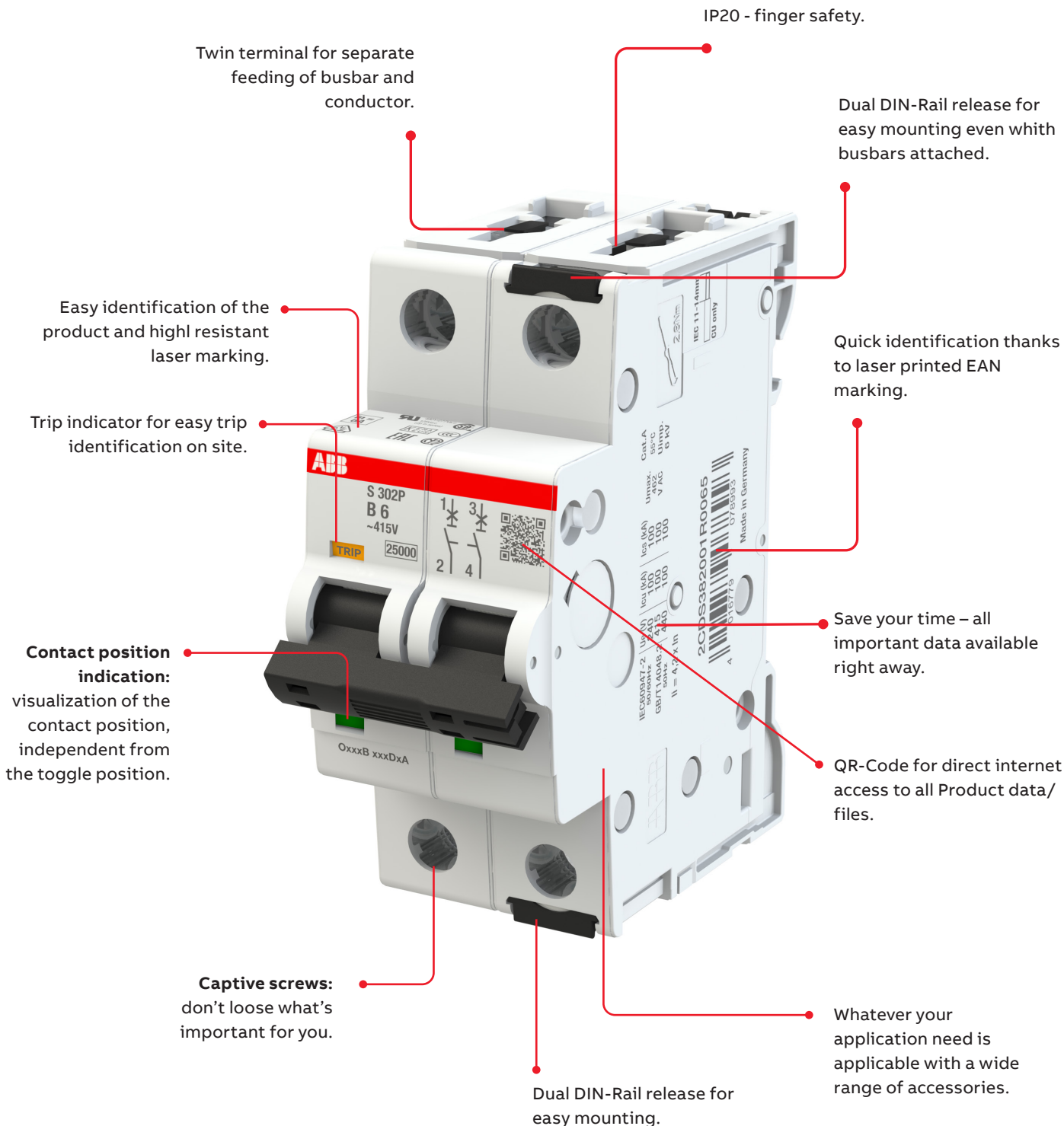
*25 by 300V DC 4-pole
 *26 certification 50A ongoing
 *27 3P, 10 ... 32 A - only valid with XT2L 125 TMF 35-400





MCB S 300. The next generation of line protection

The new dimension in efficiency and power



IP20 - finger safety.

Twin terminal for separate feeding of busbar and conductor.

Dual DIN-Rail release for easy mounting even with busbars attached.

Easy identification of the product and high resistant laser marking.

Quick identification thanks to laser printed EAN marking.

Trip indicator for easy trip identification on site.

Save your time – all important data available right away.


Contact position indication:
visualization of the contact position, independent from the toggle position.

QR-Code for direct internet access to all Product data/ files.

Captive screws:
don't loose what's important for you.

Dual DIN-Rail release for easy mounting.

Whatever your application need is applicable with a wide range of accessories.




Contact position indication

All System pro M compact® MCBs are suited with a contact position indication (CPI) on the toggle. You can easily identify, if the MCB is in the ON or the OFF position – easy and safe maintenance work is possible. The green/red window indicates the real position of the contacts independently of the toggle position.



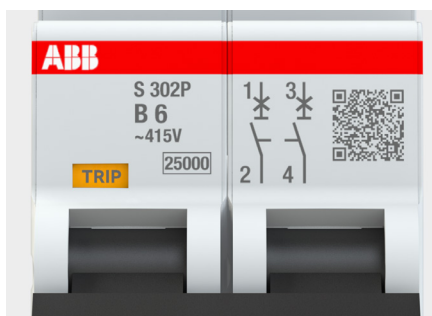
Approvals printed on the dome

S 300 MCBs comply to IEC/EN 60898-1 and IEC/EN 60947-2 and carry all relevant approval marks for each market and segment they are destined to. The certification markings are also printed on the dome of the MCB. Thus make it possible to see the markings also in the mounted position. For control and acceptance procedure – certification marks visible on fitted devices on the dome.




Housing material

By using the state-of-the-art housing material, ABB is taking care of the environment. With the latest generation of thermoplastics it's possible to recycle the MCBs – especially the thermoplastic housing-material can be re-used. By using the latest generation of thermoplastics the material stability of all System pro M compact® MCBs is improved. S 300 MCBs are 100% free of halogens – no environmental pollution.



Laser printing

All printings of the S 300 MCBs, like the approvals on the dome and the product identification, are printed by a laser. The laser printing ensures a friction, scratch and solvent resistant marking on the MCBs. Easy identification of the products in case of maintenance or replacements due to safe laser printing.



IP 20 - finger safe terminals

The System pro M compact® MCB's are equipped with 35 mm² + 10 mm² cylinder lift twin terminals, a well proven and reliable technology - designed for sophisticated industrial use. The cross wiring can easily be done by inserting the System pro M compact® busbars into the rear terminal part and then the incoming wires into the front part of the terminal.



Trip indicator

The trip indicator will signalize tripping events of the MCB directly on site. So you can directly identify if the MCB was tripped by e.g. short circuit, overload, shunt trip, etc. or switched Off manually.



QR-Code

The QR-Code will give you direct access to all product related data, certificates and documents.



Dual DIN-Rail Release

With the new Dual DIN-Rail Release the toolless installation and uninstallation will be much faster and easier, even with already attached busbars.



Improved performance

The new level of strong electrical performance ensures high breaking capacity of 25kA and improved energy efficiency for all kinds of high performance applications.



MCB S 200. The details make the difference

A range designed to ensure efficiency and protection

Twin terminal for separate feeding of busbar and conductor.

IP20 - finger safety.

Easy identification of the product and highly resistant laser marking.


Save your time – all important data available right away.

Quick identification thanks to laser printed EAN marking.

Contact position indication:
visualization of the contact position, independent from the toggle position.

Captive screws:
don't loose what's important for you.

Whatever your application need is applicable with a wide range of accessories.






Contact position indication

All System pro M compact® MCBs are suited with a contact position indication (CPI) on the toggle. You can easily identify, if the MCB is in the ON or the OFF position – easy and safe maintenance work is possible.

The green/red window indicates the real position of the contacts independently of the toggle position.




Approvals printed on the dome

S 200 MCBs comply to IEC/EN 60898-1 and IEC/EN 60947-2 and carry all relevant approval marks for each market and segment they are destined to. The certification markings are also printed on the dome of the MCB. Thus make it possible to see the markings also in the mounted position. For control and acceptance procedure – certification marks visible on fitted devices on the dome.



Housing material


By using the state-of-the-art housing material, ABB is taking care of the environment. With the latest generation of thermoplastics it's possible to recycle the MCBs – especially the thermoplastic housing-material can be re-used. By using the latest generation of thermoplastics the material stability of all System pro M compact® MCBs is improved. S200 are 100% free of halogens – no environmental pollution.



Laser printing

All printings of the S 200 and S 200 M MCBs, like the approvals on the dome and the product identification, are printed by a laser. The laser printing ensures a friction, scratch and solvent resistant marking on the MCBs.

Easy identification of the products in case of maintenance or replacements due to safe laser printing.



Screwless terminals

With its unique terminal screwless technology the S 200 S provides maximum flexibility in usage of cables. The screwless load side terminal enables fast installation. High forces in the screwless terminal safe time for re-tightening after transport of the assembled enclosure. If the wiring has to be changed only a soft push on the lever is required. S 200 S provides the highest standard of safety for installer. IP20 / IPXXB (finger safe) highest standard of touch protection.



IP 20 - finger safe terminals

The System pro M compact® MCB's are equipped with 35 mm² + 10 mm² cylinder lift twin terminals, a well proven and reliable technology - designed for sophisticated industrial use.

The cross wiring can easily be done by inserting the System pro M compact® busbars into the rear terminal part and then the incoming wires into the front part of the terminal.




MCB S 200 MT and S 200 MT UC. The details make the difference

A range designed for rolling stock equipments

Twin terminal for separate feeding of busbar and conductor.

IP20 - finger safety.

Easy product name, easy identification, easy life.



Captive screws: don't loose what's important for you.

Wide range of accessories are available for rolling stock and rail infrastructure applications.



Dedicated materials for rolling stock

In the S200 range of MCBs for traction, specific materials are used that are classified with a hazard level R26/HL3 according to EN 45545-2.




Shock and vibration resistance

Shock and vibration resistance Additionally to the high-quality standards and the flammability requirements, rail applications have specific demands that have to be fulfilled like resistance to shocks and vibrations. The resistance to vibrations and shocks of MCBs S 200 has been positively tested according to:
IEC 61373 Rolling stock equipment – Shock and vibration tests considering Category 1, Class B.



Open to all sides

All devices can be supplied from top or bottom either with cables or busbars. Can be mounted flexibly in all positions.



High-quality terminal system

The integrated captive terminals and cable connection screws facilitate every electrician's life. ABB guarantees highest safety standards. The certification according to EN 41140 stands for protection against electric shock. And the certification according to the DIN EN 50 274 stands for terminals that are safe from touch by the back of the hand and the finger (IPXXB or IP20). The high safety standards become clear through the integrated and failsafe cable connecting terminals.



Contact position indication

All System pro M compact® MCBs are suited with a contact position indication (CPI) on the toggle. You can easily identify if the MCB is in the ON or the OFF position – easy and safe maintenance work is possible.



Advanced features

Auxiliary switches S2C-H10 (1 NO) and S2C-H01 (1 NC) and all S2C accessories can be retrofitted. They can be mounted individually and without modification of the existing busbar. At the same time, the supply of the MCB remains unaffected.

MCBs

S 200 MT series technical features



S 200 MT

		S 200 MT	
General Data	Standards	IEC/EN 60898-1, IEC/EN 60947-2 UL 1077, CSA 22.2 No. 235 GB/T 14048.2, GB/T 10963.1	
	Poles	1P, 2P, 3P, 4P, 1P+N, 3P+N	
	Tripping characteristics	B, C, D, K, Z	
	Rated current I_n	from 0.2 ... 63 A	
	Rated frequency f	50 / 60 Hz	
	Rated insulation voltage U_i acc. to IEC/EN 60664-1	440 V AC	
	Overvoltage category	III	
	Pollution degree	3	
	Electrical endurance	ops.	$I_n < 32A$: 20,000 ops (AC), $I_n \geq 32A$: 10,000 ops. (AC); 1,000 ops. (DC); 1 cycle (2s - ON, 13s - OFF, $I_n \leq 32A$), 1 cycle (2s - ON, 28s - OFF, $I_n > 32A$)
	Data acc. to IEC/EN 60947-2	Rated operational voltage U_n	1P: 230 V AC; 1P+N: 230 V AC ; 2...4P: 440 V AC; 3P+N: 440 V AC
Max. power frequency recovery voltage (U_{max})		1P: 253 V AC; 1P+N: 253 V AC; 2P...4P: 462 V AC; 3P+N: 462 V AC; 1P: 72 V DC; 2P: 125 V DC	
Min. operating voltage		12 V AC - 12 V DC	
Rated ultimate short-circuit breaking capacity I_{cn}		15 kA	
Rated service short-circuit breaking capacity I_{cn}		$\leq 40 A$: 11.2 kA 50, 63 A: 7.5 kA	
Rated impulse withstand voltage U_{imp} (1.2/50 μ s)		4 kV (test voltage 6.2 kV at sea level, 5 kV at 2,000 m)	
Dielectric test voltage		2 kV (50 / 60 Hz, 1 min.)	
Reference temperature for tripping characteristics		B, C, D, K, Z: 30 °C	
Data acc. to IEC/EN 60947-1	Rated operational voltage U_n	1P: 230/400 V AC; 1P+N: 230 V AC ; 2...4P: 400 V AC; 3P+N: 400 V AC	
	Max. power frequency recovery voltage (U_{max})	1P: 253 V AC; 1P+N: 253 V AC; 2P: 440 V AC; 3...4P: 440 V AC; 3P+N: 440 V AC;	
	Min. operating voltage	12 V AC - 12 V DC	
	Rated short-circuit capacity I_{cn}	10 kA	
	Energy limiting class (B, C up to 40 A)	3	
	Rated impulse withstand voltage U_{imp} (1.2/50 μ s)	4 kV (test voltage 6.2 kV at sea level, 5 kV at 2,000 m)	
	Dielectric test voltage	2 kV (50 / 60 Hz, 1 min.)	
	Reference temperature for tripping characteristics	B, C, D: 30 °C	
Data acc. to UL1077/CSA 22.2 No. 235	Rated voltage	1 P: 277 V AC; 2...4 P: 277 V / 480Y 1P: 60 V DC; 2P...4P: 125 V DC	
	Rated interrupting capacity acc. to UL 1077	6 kA AC; 10 kA DC	
	Short-circuit current rating acc. to UL 489	--	
	Application	Suppl. prot. for general use. Application Codes: TC2, OLO, SC: U1	
	Reference temperature for tripping characteristics	B, C, D, K, Z: 25 °C	
	Electrical endurance	ops.	6,000 ops (AC), 6,000 ops. (DC); 1 cycle (1 s - ON, 9 s - OFF)

MCBs

S 200 MT series technical features

		S 200 MT
Mechanical Data	Housing	Insulation group I, RAL 7035
	Toggle	Insulation group II, black, sealable
	Contact position indication	Real CPI (green OFF / red ON)
	Protection degree acc. to EN 60529	IP20, IP40 in enclosure with cover
	Mechanical endurance	ops. 20,000 ops.
	Shock resistance acc. to IEC/EN 60068-2-27	25 g - 3 shocks - 18 ms
	Vibration resistance acc. to IEC/EN 60068-2-6	5 g - 20 cycles at 5 ... 150 ... 5 Hz with load 0.8 I _n
	Environmental conditions (damp heat) acc. to IEC/EN 60068-2-30	28 cycles with 55 °C/90-96 % and 25 °C/95-100 %
	Ambient temperature	-40 ... +70 °C the average temperature during a day is not exceeding +35°C
	Storage temperature	-40 ... +70 °C
Installation	Terminal	Failsafe bi-directional cylinder-lift terminal
	Cross-section of conductors (top/bottom)	
	Solid / Stranded	0.75 ... 35 mm ²
	Flexible	0.75 ... 25 mm ²
	Solid / Stranded	18 - 10 AWG
	Flexible	18 - 4 AWG
	Cross-section of busbars (top/bottom)	10 / 10 mm ² 14 - 8 AWG
	Tightening Torque	2.8 Nm 18 in-lbs.
	Screwdriver	No. 2 Pozidrive
	Mounting	on DIN rail 35 mm acc. to EN 60715 by fast clip
	Mounting position	any
Supply	optional	
Dimensions and weight	Mounting dimensions acc. to DIN 43880	Mounting dimension 1
	Pole dimensions (H x D x W)	88 x 69 x 17.5 mm
	Pole weight	ca. 115 g
Combination with auxiliary elements	Auxiliary contact	Yes
	Signal contact	Yes
	Shunt trip	Yes
	Undervoltage release	Yes
	Motor Operating Device	Yes

MCBs

S 200 / S 300 / M300P technical features



S 200



S 300



M300

		S 200	S 200 M
General Data	Standards	IEC/EN 60898-1, IEC/EN 60947-2	IEC/EN 60898-1, IEC/EN 60947-2
		UL 1077	UL 1077, CSA 22.2 No. 235
	Poles	1P, 2P, 3P, 4P, 1P+N, 3P+N	
	Tripping characteristics	B, C, D, K, Z	
	Rated current I_n	A	0.5...63 A
	Rated frequency f	Hz	50 / 60 Hz
	Rated insulation voltage U_i acc. to IEC/EN 60664-1	V	440 V AC (phase to phase)
	Overvoltage category	III	
	Pollution degree	3	
Data acc. to IEC/EN 60898-1 (except S 200 M UC data acc. to IEC/EN 60898-2)	Rated operational voltage U_n	V	1P: 230/400 V AC; 1P+N: 230 V AC ; 2...4P: 400 V AC; 3P+N: 400 V AC
	Max. power frequency recovery voltage (U_{max})	V	1P: 253 V AC; 1P+N: 253 V AC; 2P: 440 V AC; 3...4P: 440 V AC; 3P+N: 440 V AC; 1P: 72 V DC; 2P: 125 V DC
	Min. operating voltage	V	12 V AC - 12 V DC
	Rated short-circuit capacity I_{cn}	kA	6 kA 10 kA
	Energy limiting class (B, C)	3	
	Grid distance	mm	35 35
	Rated impulse withstand voltage U_{imp} (1.2/50 μ s)	kV	4 kV (test voltage 6.2 kV at sea level, 5 kV at 2,000 m)
	Dielectric test voltage	kV	2 kV (50 / 60Hz, 1 min.)
	Reference temperature for tripping characteristics	°C	B, C, D: 30°C
	Electrical endurance	cycles	$I_n < 32A$: 20,000 ops (AC), (OFF-ON-OFF) $I_n \geq 32A$: 10,000 ops. (AC); 1,000 ops. (DC); (1 cycle 2s - ON, 13s - OFF, $I_n \leq 32A$), (1 cycle 2s - ON, 28s - OFF, $I_n > 32A$)

Note:

* Only acc. to IEC/EN 60898-1

MCBs

S 200 / S 300 / M300P technical features

S 200 M UC	S 300 P	M 300 P	S 200 MR	S 200 S	SU 200 M	SU 200 MR	S 200 UDC
IEC/EN 60898-2, IEC/EN 60947-2	IEC/EN 60898-1, IEC/EN 60947-2	IEC/EN 60947-2	IEC/EN 60947-2	IEC/EN 60898-1	IEC/EN 60947-2	IEC/EN 60947-2	
UL 1077, CSA 22.2 No. 235	UL 1077, CSA 22.2 No. 235		UL 1077, CSA 22.2 No. 235		UL 489, CSA22.2 No.5	UL 489, CSA22.2 No.5	UL 489
1P, 2P, 3P, 4P	1P, 2P, 3P, 4P, 1+N, 3+N	1P, 2P, 3P, 4P	1P, 2P, 3P, 4P	1P, 3P	1P, 2P, 3P, 4P	1P, 2P, 3P, 4P	1P, 2P
B, C, K, Z	B, C, D, K, Z	D (magnetic only)	K	B, C	C, K, Z	K	
0 / 50 / 60 Hz		0.5...63 A		6...20 A	0.2...63 A	0.2...25 A	0.2...63 A
0 / 50 / 60 Hz	50 / 60 Hz	50 / 60 Hz	50 / 60 Hz				1...63 A
440 V AC (phase to phase)							
	IV	IV					DC
3							--
1P: 230 V AC, 220 V DC 2P: 400 V AC, 440 V DC 3...4P: 400 V AC*	1P: 1+N: 240 V AC, 72 V DC 2P: 415 V AC, 125 V DC 3...4P: 3+N 415 V AC			1P: 230 V AC, 3P: 440 V AC	--		
1P: 253 V AC, 250 V DC 2P: 440 V AC, 500 V DC 3...4P: 440 V AC*	1P: 1+N: 264 V AC, 72 V DC 3...4P: 3+N: 462 V AC 125 V DC			1P: 253 V AC, 3P: 440 V AC	--		
				12 V AC	--		
10 kA	≤ 25 A: 25 kA ≤ 32-40 A: 20 kA > 40 A: 15 kA			6 kA	--		
					--		
35	In < 25A: 75 In > 25A: 90	In < 25A: 75 In > 25A: 90	--	45	--		
	6 kV	6 kV	4 kV (test voltage 6.2 kV at sea level, 5 kV at 2,000 m)		--		
					--		
30 °C				B, C: 30 °C	--		
				20,000 ops.	--		

MCBs

S 200 / S 300 / M300P technical features



S 200



S 300



M300

		S 200	S 200 M
Data acc. to IEC/EN 60947-2	Rated operational voltage U_e	V	1P: 230 V AC; 1P+N: 230 V AC; 2...4P: 440 V AC; 3P+N: 440 V AC
	Max. power frequency recovery voltage (U_{max})	V	1P: 253 V AC; 1P+N: 253 V AC; 2P...4P: 462 V AC; 3P+N: 462 V AC; 1P: 72 V DC; 2P: 125 V DC
	Min. operating voltage	V	12 V AC - 12 V DC
	Rated ultimate short-circuit breaking capacity I_{cu}	kA	10 kA 15 kA
	Rated service short-circuit breaking capacity I_{cs}	kA	7.5 kA ≤ 40 A: 11.2 kA 50, 63 A: 7.5 kA
	Rated impulse withstand voltage U_{imp} (1.2/50μs)	kV	4 kV (test voltage 6.2 kV at sea level, 5 kV at 2,000 m)
	Dielectric test voltage	kV	2 kV (50 / 60Hz, 1 min.)
	Reference temperature for tripping characteristics	°C	B, C, D: 55°C; K, Z: 20°C
	Electrical endurance	cycles (OFF-ON-OFF)	$I_n < 32A$: 20,000 ops. (AC), $I_n \geq 32A$: 10,000 ops. (AC); 1,000 ops. (DC); (1 cycle 2s - ON, 13s - OFF, $I_n \leq 32A$), (1 cycle 2s - ON, 28s - OFF, $I_n > 32A$)

MCBs

S 200 / S 300 / M300P technical features

S 200 M UC	S 300 P	M 300 P	S 200 MR	S 200 S	SU 200 M	SU 200 MR	S 200 UDC
1P: 253 V AC, 220 V DC 2...4P: 440 V AC, 440 V DC	1P: 240 V AC; 1P+N: 240 V AC; 2...4P: 415 V AC; 3P+N: 415 V AC	1P: 240 V AC; 2...4P: 415 V AC;	1P: 230 V AC 2...4P: 400 V AC		1P: 230 V AC 2...4P: 400 V AC	1P: 230 V AC 2...4P: 400 V AC	--
1P: 266 V AC, 250 V DC 2...4P: 462 V AC, 500 V DC	1P: 264 V AC; 1P+N: 264 V AC; 2P...4P: 462 V AC; 3P+N: 462 V AC; 1P: 72 V DC; 2P: 125 V DC	1P: 264 V AC; 2P...4P: 462 V AC; 1P: 72 V DC; 2P: 125 V DC	1P: 253 V AC 2...4P: 440 V AC		1P: 253/440 V AC; 2...4P: 440 V AC	1P: 253 V AC 2...4P: 440 V AC	--
			12 V AC		12 V AC		--
≤ 40 A: 10 kA AC; 10 kA DC > 40 A: 6 kA AC; 10 kA DC	25kA	25kA	15 kA		10 kA	15 kA	--
≤ 40 A: 7,5 kA AC; 10 kA DC > 40 A: 6 kA(AC); 10 kA DC	≤ 25 A: 12.5 kA ≤ 32...40 A: 10 kA > 40 A: 7.5 kA	≤ 25 A: 12.5 kA ≤ 32...40 A: 10 kA > 40 A: 7.5 kA	≤ 40 A: 11.2 kA; > 40 A: 7.5 kA AC;		7.5 kA	≤ 40 A: 11.2 kA; > 40 A: 7.5 kA (AC);	--
	6 kV	6 kV	4 kV (test voltage 6.2 kV at sea level, 5 kV at 2,000 m)				--
							--
B, C: 55 °C; K, Z: 20 °C	B,C,D: 55 °C; K,Z: 40 °C	D: 55 °C	20 °C		C, K, Z: 30 °C	20 °C	--
In < 32A: 20,000 ops (AC), In ≥ 32A: 10,000 ops (AC); 1,500 ops. (DC);	In < 32A: 20,000 ops (AC), In ≥ 32A: 10,000 ops (AC); 1,500 ops (DC); (1 cycle 2s - ON, 13s - OFF, In ≤ 32A), (1 cyle 2s - ON, 28s - OFF, In ≥ 32A)	In < 32A: 20,000 ops (AC), In ≥ 32A: 10,000 ops (AC); 1,500 ops (DC); (1 cycle 2s - ON, 13s - OFF, In ≤ 32A), (1 cyle 2s - ON, 28s - OFF, In ≥ 32A)	In < 25A: 20,000 ops (AC), In ≥ 25A: 10,000 ops. (AC);			In < 25A: 20,000 ops (AC), In ≥ 25A: 10,000 ops. (AC);	--

MCBs

S 200 / S 300 / M300P technical features



S 200



S 300



M300

		S 200	S 200 M
Data acc. to UL / CSA	Rated voltage	V	480Y / 277 V AC; 480Y / 277 V AC;
			1P: 60 V DC; 2P...4P: 110 V DC
			1P: 60 V DC; 2P...4P: 125 V DC
	Rated interrupting capacity acc. to UL 1077	kA	6 kA AC; 10 kA DC
	Short-circuit current rating acc. to UL 489		--
	Application		Suppl. prot. for general use. Application Codes: TC2, OLO, SC: U1
	Reference temperature for tripping characteristics	°C	B, C, D, K, Z: 25°C
	Electrical endurance	ops.	6,000 ops (AC), 6,000 ops. (DC); 1 cycle (1s - ON, 9s - OFF)
Mechanical Data	Housing		Insulation group II, RAL 7035 fire exposure V2 acc.to UL94
			fire exposure V0 acc.to UL94
	Toggle		Insulation group II, black, sealable
	Contact position indication		Marking on toggle (I ON / 0 OFF), Real CPI (red ON / green OFF)
	Protection degree acc. to EN 60529		IP20*, IP40 in enclosure with cover
	Mechanical endurance	cycles (OFF-ON-OFF)	20,000 ops.
	Shock resistance acc. to IEC/EN 60068-2-27		25 g - 2 shocks - 13 ms
	Vibration resistance acc. to IEC/EN 60068-2-6		5g - 20 cycles at 5...150...5 Hz with load 0.8In
	Environmental conditions (damp heat) acc. to IEC/EN 60068-2-30	°C/RH	28 cycles with 55°C/90-96% and 25°C/95-100%
	Ambient temperature	°C	-25 ... +55°C
	Storage temperature	°C	-40 ... +70°C

Note:

* Also fulfilling the requirement acc. to the protection degree IPXXB

** Only with accessory: IP20 terminal clip

MCBs

S 200 / S 300 / M300P technical features

S 200 M UC	S 300 P	M 300 P	S 200 MR	S 200 S	SU 200 M	SU 200 MR	S 200 UDC
480Y / 277 V AC	480Y / 277 V AC		480Y / 277 V AC		240 V AC	480 Y / 277 V AC	1P: ≤ 35 A: 277 V AC; > 35 A: 240 V AC 2...4P: ≤ 35 A: 480 / 277 V AC; > 35 A: 240 V AC
1P: 250 V DC 2...4P: 500 V DC	1P: 60 V DC 2...4P: 125 V DC		480 / 277 V AC				1P: up to 125 V DC 2P: up to 250 V DC
	10 kA		10 kA		--		
					10 kA	10 kA	14 kA (UL)
TC1, 0L0, SC: U1	TC2, 0L0, SC: U1		Ring tongue terminal, not for general use			Ring tongue terminal, not for general use	
	40 °C		25 °C		C, K, Z: 40 °C	25 °C	
							6,000 ops. (1 cycle 1s - ON, 9s - OFF)
Insulation group I, RAL 7035 fire exposure V0 acc.to UL94				Insulation group II, RAL 7035 fire exposure V2 acc.to UL94			Insulation group I, RAL 7035 fire exposure V0 acc.to UL94
					IP20**, IP40 in enclosure with cover		
	25 g - 2 shocks - 13 ms	25 g - 2 shocks - 13 ms	25 g - 2 shocks - 13 ms	25 g - 2 shocks - 13 ms	30 g - 3 shocks - 11 ms	25 g - 2 shocks - 13 ms	
-25 ... +55°C	-40 ... +70°C	-40 ... +70°C	-25 ... +55°C	-25 ... +55°C	-25 ... +55°C	-25 ... +55°C	-25 ... +55°C
-40 ... +70°C	-50 ... +70°C	-50 ... +70°C	-40 ... +70°C	-40 ... +70°C	-40 ... +70°C	-40 ... +70°C	-40 ... +70°C

MCBs

S 200 / S 300 / M300P technical features



S 200



S 300



M300

		S 200		S 200 M	
Installation	Terminal	Failsafe bi-directional cylinder-lift terminal			
	Cross-section of conductors *1 (top / bottom)	Solid / Stranded	mm ²	35 mm ² / 35 mm ²	
		Flexible	mm ²	25 mm ² / 25 mm ²	
Cross-section of busbars (top / bottom)		AWG	18 - 4 AWG	14 - 4 AWG	
		mm ²	10 mm ² / 10 mm ²		
		AWG	18 - 8 AWG	14 - 8 AWG	
Tightening Torque *2		Nm	2.8 Nm		
		in-lbs.	18 in-lbs.		
Screwdriver	No. 2 Pozidrive				
Mounting	On DIN rail 35 mm acc. to EN 60715 by fast clip				
Mounting position	any				
Supply	optional				
Dimensions and weight	Mounting dimensions acc. to DIN 43880	Mounting dimension 1			
	Pole dimensions (H x D x W)	mm	88 x 69 x 17.5 mm		
	Pole weight	g	approx. 125 g		
Combination with aux. elements	Auxiliary contact	Yes		Yes	
	Signal contact	Yes		Yes	
	Shunt trip	Yes		Yes	
	Undervoltage release	Yes		Yes	
	Motor Operating Device	Yes		Yes	
	Integrated auxiliary switch	Yes		Yes	

*1 All approvals according to the product standards are carried out with copper conductors.

For more details on cable type and cable cross-section, please refer to our technical catalogue (MCB, part B).

*2 Nm-values acc. IEC / in-lbs.-values acc. UL

*3 1 ... 4 mm² (rigid or flexible wires without end sleeves); 1 ... 2.5 mm² (flexible wires with end sleeves)

MCBs

S 200 / S 300 / M300P technical features

S 200 M UC	S 300 P	M 300 P	S 200 MR	S 200 S	SU 200 M		SU 200 MR	S 200 UDC	
			Ring Tongue Terminal	Failsafe bi-directional cylinder-lift terminal			Ring Tongue Terminal	--	
	35 mm ² / 35 mm ²	35 mm ² / 35 mm ²	25 mm ² / 25 mm ²	Line side/ bottom: 35mm ² Load side/top *3: 1 ... 4 mm ² / 1 ... 2.5 mm ²	35mm ² /35mm ²			--	
	25 mm ² / 25 mm ²	25 mm ² / 25 mm ²	25 mm ² / 25 mm ²	Line side/ bottom: 35mm ² Load side/ top *3: 1 ... 4 mm ² / 1 ... 2.5 mm ²	35mm ² /35mm ²			--	
	18 - 8 AWG	18 - 8 AWG	18 - 4 AWG				18 - 4 AWG	--	
								--	
	18 - 8 AWG	18 - 4 AWG	18 - 8 AWG					--	
								--	
	18 in-lbs.	18 in-lbs.	25 in-lbs.					--	
	Please note polarity of device	optional	optional	bottom	optional		top or bottom	Please note polarity of device	
					--		Mounting dimension 1		
	85 x 69 x 17.5 mm	88 x 69 x 17.5 mm	88 x 69 x 17.5 mm	100 x 69 x 17.5 mm	89 x 69 x 17.5 mm	92 x 71 x 17.5 mm	100 x 71 x 17.5 mm	115 x 69 x 17.5 mm	92 x 71 x 17.5 mm
	approx. 125 g	approx. 124 g	approx. 124 g	approx. 125 g	approx. 100 g	approx. 140g	approx. 140g	approx. 125 g	
	Yes	Yes	Yes	Yes	Yes	Yes	Yes	Yes	Yes
	Yes	Yes	Yes	Yes	Yes	Yes	Yes	Yes	Yes
	Yes	Yes	Yes	Yes	Yes	Yes	Yes	Yes	Yes
	Yes	Yes	Yes	Yes	Yes	No	No	No	No
	Yes	Yes	Yes	No	Yes	Yes	No	No	No
	Yes	Yes	Yes	No	Yes	No	No	No	No

MCBs

S 200 series B characteristic

S 200 B characteristic

Function: protection and control of the circuits against overloads and short-circuits; protection for people and large length of cables in TN and IT systems.

Applications: residential, commercial and industrial.

Standard: IEC/EN 60898-1, IEC/EN 60947-2

Icn=6 kA



S 201



S 202



S 203

Number of poles	Rated current In A	Bbn 4016779 EAN	Order details		Price 1 piece	Weight 1 piece kg	Pack unit pc.
			Type code	Order code			
1	6	464901	S201-B6	2CDS251001R0065		0.125	10
	10	463805	S201-B10	2CDS251001R0105		0.125	10
	13	465007	S201-B13	2CDS251001R0135		0.125	10
	16	578639	S201-B16	2CDS251001R1165		0.125	10
	20 *1	465106	S201-B20	2CDS251001R0205		0.125	10
	25	465205	S201-B25	2CDS251001R0255		0.125	10
	32 *2	465304	S201-B32	2CDS251001R0325		0.125	10
	40 *3	465403	S201-B40	2CDS251001R0405		0.125	10
	50	550925	S201-B50	2CDS251001R0505		0.125	10
	63	550932	S201-B63	2CDS251001R0635		0.125	10
2	6	466400	S202-B6	2CDS252001R0065		0.250	5
	10	466608	S202-B10	2CDS252001R0105		0.250	5
	13	466707	S202-B13	2CDS252001R0135		0.250	5
	16	466905	S202-B16	2CDS252001R0165		0.250	5
	20	467001	S202-B20	2CDS252001R0205		0.250	5
	25	467100	S202-B25	2CDS252001R0255		0.250	5
	32	467209	S202-B32	2CDS252001R0325		0.250	5
	40	467407	S202-B40	2CDS252001R0405		0.250	5
	50	550949	S202-B50	2CDS252001R0505		0.250	5
	63	550956	S202-B63	2CDS252001R0635		0.250	5
3	6	468602	S203-B6	2CDS253001R0065		0.375	1
	10	468701	S203-B10	2CDS253001R0105		0.375	1
	13	468909	S203-B13	2CDS253001R0135		0.375	1
	16	469005	S203-B16	2CDS253001R0165		0.375	1
	20 *1	469104	S203-B20	2CDS253001R0205		0.375	1
	25	469203	S203-B25	2CDS253001R0255		0.375	1
	32 *2	469302	S203-B32	2CDS253001R0325		0.375	1
	40 *3	469401	S203-B40	2CDS253001R0405		0.375	1
	50	550963	S203-B50	2CDS253001R0505		0.375	1
	63	550970	S203-B63	2CDS253001R0635		0.375	1

*1 suitable for flow-type heaters 12 kW

*2 suitable for flow-type heaters 18 kW

*3 suitable for flow-type heaters 21, 24 and 27 kW

MCBs

S 200 series B characteristic



S 204

Number of poles	Rated current In A	Bbn 4016779 EAN	Order details		Price 1 piece	Weight 1 piece kg	Pack unit pc.
			Type code	Order code			
4	6	528955	S204-B6	2CDS254001R0065		0.500	1
	10	528962	S204-B10	2CDS254001R0105		0.500	1
	13	528979	S204-B13	2CDS254001R0135		0.500	1
	16	528986	S204-B16	2CDS254001R0165		0.500	1
	20	528993	S204-B20	2CDS254001R0205		0.500	1
	25	529006	S204-B25	2CDS254001R0255		0.500	1
	32	529013	S204-B32	2CDS254001R0325		0.500	1
	40	529020	S204-B40	2CDS254001R0405		0.500	1
	50	550987	S204-B50	2CDS254001R0505		0.500	1
	63	550994	S204-B63	2CDS254001R0635		0.500	1

With disconnecting neutral NA



S 201 NA

Number of poles	Rated current In A	Bbn 4016779 EAN	Order details		Price 1 piece	Weight 1 piece kg	Pack unit pc.
			Type code	Order code			
1+NA	6	531580	S201-B6NA	2CDS251103R0065		0.250	5
	10	531597	S201-B10NA	2CDS251103R0105		0.250	5
	13	531603	S201-B13NA	2CDS251103R0135		0.250	5
	16	531610	S201-B16NA	2CDS251103R0165		0.250	5
	20 ^{*1}	531627	S201-B20NA	2CDS251103R0205		0.250	5
	25	531634	S201-B25NA	2CDS251103R0255		0.250	5
	32 ^{*2}	531641	S201-B32NA	2CDS251103R0325		0.250	5
	40 ^{*3}	531658	S201-B40NA	2CDS251103R0405		0.250	5
	50	536158	S201-B50NA	2CDS251103R0505		0.250	5
	63	536141	S201-B63NA	2CDS251103R0635		0.250	5
3+NA	6	532280	S203-B6NA	2CDS253103R0065		0.500	1
	10	532297	S203-B10NA	2CDS253103R0105		0.500	1
	13	532303	S203-B13NA	2CDS253103R0135		0.500	1
	16	532310	S203-B16NA	2CDS253103R0165		0.500	1
	20 ^{*1}	532327	S203-B20NA	2CDS253103R0205		0.500	1
	25	532334	S203-B25NA	2CDS253103R0255		0.500	1
	32 ^{*2}	532341	S203-B32NA	2CDS253103R0325		0.500	1
	40 ^{*3}	532358	S203-B40NA	2CDS253103R0405		0.500	1
	50	536165	S203-B50NA	2CDS253103R0505		0.580	1
	63	536172	S203-B63NA	2CDS253103R0635		0.580	1

^{*1} suitable for flow-type heaters 12 kW

^{*2} suitable for flow-type heaters 18 kW

^{*3} suitable for flow-type heaters 21, 24 and 27 kW



S 203 NA

MCBs

S 200 series C characteristic

S 200 C characteristic

Function: protection and control of the circuits against overloads and short-circuits; protection for resistive and inductive loads with low inrush current.

Applications: residential, commercial and industrial.

Standard: IEC/EN 60898-1, IEC/EN 60947-2

Icn=6 kA



S 201



S 202

Number of poles	Rated current In A	Bbn 4016779 EAN	Order details		Price 1 piece	Weight 1 piece kg	Pack unit pc.
			Type code	Order code			
1	0.5	523295	S201-C0.5	2CDS251001R0984		0.125	10
	1	523318	S201-C1	2CDS251001R0014		0.125	10
	1.6	523301	S201-C1.6	2CDS251001R0974		0.125	10
	2	523325	S201-C2	2CDS251001R0024		0.125	10
	3	523332	S201-C3	2CDS251001R0034		0.125	10
	4	523349	S201-C4	2CDS251001R0044		0.125	10
	6	464000	S201-C6	2CDS251001R0064		0.125	10
	8	464109	S201-C8	2CDS251001R0084		0.125	10
	10	464208	S201-C10	2CDS251001R0104		0.125	10
	13	464307	S201-C13	2CDS251001R0134		0.125	10
	16	464406	S201-C16	2CDS251001R0164		0.125	10
	20 * ¹	464505	S201-C20	2CDS251001R0204		0.125	10
	25	464604	S201-C25	2CDS251001R0254		0.125	10
	32 * ²	464703	S201-C32	2CDS251001R0324		0.125	10
	40 * ³	464802	S201-C40	2CDS251001R0404		0.125	10
50	551007	S201-C50	2CDS251001R0504		0.125	10	
63	551014	S201-C63	2CDS251001R0634		0.125	10	
2	0.5	523356	S202-C0.5	2CDS252001R0984		0.250	5
	1	523363	S202-C1	2CDS252001R0014		0.250	5
	1.6	523370	S202-C1.6	2CDS252001R0974		0.250	5
	2	523387	S202-C2	2CDS252001R0024		0.250	5
	3	523394	S202-C3	2CDS252001R0034		0.250	5
	4	523400	S202-C4	2CDS252001R0044		0.250	5
	6	465502	S202-C6	2CDS252001R0064		0.250	5
	8	465601	S202-C8	2CDS252001R0084		0.250	5
	10	465700	S202-C10	2CDS252001R0104		0.250	5
	13	465809	S202-C13	2CDS252001R0134		0.250	5
	16	465908	S202-C16	2CDS252001R0164		0.250	5
	20 * ¹	466004	S202-C20	2CDS252001R0204		0.250	5
	25	466103	S202-C25	2CDS252001R0254		0.250	5
	32 * ²	466202	S202-C32	2CDS252001R0324		0.250	5
	40 * ³	466301	S202-C40	2CDS252001R0404		0.250	5
50	551045	S202-C50	2CDS252001R0504		0.250	5	
63	551052	S202-C63	2CDS252001R0634		0.250	5	

*¹ suitable for flow-type heaters 12 kW

*² suitable for flow-type heaters 18 kW

*³ suitable for flow-type heaters 21, 24 and 27 kW

MCBs

S 200 series C characteristic



S 203



S 204

Number of poles	Rated current In A	Bbn 4016779 EAN	Order details		Price 1 piece	Weight 1 piece kg	Pack unit pc.
			Type code	Order code			
3	1	523424	S203-C1	2CDS253001R0014		0.375	1
	1.6	523431	S203-C1.6	2CDS253001R0974		0.375	1
	2	523448	S203-C2	2CDS253001R0024		0.375	1
	3	523455	S203-C3	2CDS253001R0034		0.375	1
	4	523462	S203-C4	2CDS253001R0044		0.375	1
	6	467506	S203-C6	2CDS253001R0064		0.375	1
	8	467605	S203-C8	2CDS253001R0084		0.375	1
	10	467803	S203-C10	2CDS253001R0104		0.375	1
	13	467902	S203-C13	2CDS253001R0134		0.375	1
	16	468008	S203-C16	2CDS253001R0164		0.375	1
	20 ^{*1}	468107	S203-C20	2CDS253001R0204		0.375	1
	25	468206	S203-C25	2CDS253001R0254		0.375	1
	32 ^{*2}	468305	S203-C32	2CDS253001R0324		0.375	1
	40 ^{*3}	468404	S203-C40	2CDS253001R0404		0.375	1
	50	551069	S203-C50	2CDS253001R0504		0.375	1
63	551076	S203-C63	2CDS253001R0634		0.375	1	
4	0.5	529112	S204-C0.5	2CDS254001R0984		0.500	1
	1	529129	S204-C1	2CDS254001R0014		0.500	1
	1.6	529136	S204-C1.6	2CDS254001R0974		0.500	1
	2	529143	S204-C2	2CDS254001R0024		0.500	1
	3	529150	S204-C3	2CDS254001R0034		0.500	1
	4	529167	S204-C4	2CDS254001R0044		0.500	1
	6	529174	S204-C6	2CDS254001R0064		0.500	1
	8	529181	S204-C8	2CDS254001R0084		0.500	1
	10	529198	S204-C10	2CDS254001R0104		0.500	1
	13	529204	S204-C13	2CDS254001R0134		0.500	1
	16	529211	S204-C16	2CDS254001R0164		0.500	1
	20 ^{*1}	529228	S204-C20	2CDS254001R0204		0.500	1
	25	529235	S204-C25	2CDS254001R0254		0.500	1
	32 ^{*2}	529242	S204-C32	2CDS254001R0324		0.500	1
	40 ^{*3}	529259	S204-C40	2CDS254001R0404		0.500	1
50	551106	S204-C50	2CDS254001R0504		0.500	1	
63	551113	S204-C63	2CDS254001R0634		0.500	1	

^{*1} suitable for flow-type heaters 12 kW

^{*3} suitable for flow-type heaters 21, 24 and 27 kW

^{*2} suitable for flow-type heaters 18 kW

MCBs

S 200 series C characteristic



S 201 NA



S 203 NA

With disconnecting neutral NA

Number of poles	Rated current In A	Bbn 4016779 EAN	Order details		Price 1 piece	Weight 1 piece kg	Pack unit pc.
			Type code	Order code			
1+NA	0.5	531665	S201-C0.5NA	2CDS251103R0984		0.250	5
	1	531672	S201-C1NA	2CDS251103R0014		0.250	5
	1.6	531689	S201-C1.6NA	2CDS251103R0974		0.250	5
	2	531696	S201-C2NA	2CDS251103R0024		0.250	5
	3	531702	S201-C3NA	2CDS251103R0034		0.250	5
	4	531726	S201-C4NA	2CDS251103R0044		0.250	5
	6	531733	S201-C6NA	2CDS251103R0064		0.250	5
	8	531740	S201-C8NA	2CDS251103R0084		0.250	5
	10	531757	S201-C10NA	2CDS251103R0104		0.250	5
	13	531764	S201-C13NA	2CDS251103R0134		0.250	5
	16	531771	S201-C16NA	2CDS251103R0164		0.250	5
	20 * ¹	531788	S201-C20NA	2CDS251103R0204		0.250	5
	25	531795	S201-C25NA	2CDS251103R0254		0.250	5
	32 * ²	531801	S201-C32NA	2CDS251103R0324		0.250	5
	40 * ³	531818	S201-C40NA	2CDS251103R0404		0.250	5
	50	551021	S201-C50NA	2CDS251103R0504		0.290	5
63	551038	S201-C63NA	2CDS251103R0634		0.290	5	
3+NA	0.5	532365	S203-C0.5NA	2CDS253103R0984		0.500	1
	1	532372	S203-C1NA	2CDS253103R0014		0.500	1
	1.6	532389	S203-C1.6NA	2CDS253103R0974		0.500	1
	2	532402	S203-C2NA	2CDS253103R0024		0.500	1
	3	532419	S203-C3NA	2CDS253103R0034		0.500	1
	4	532426	S203-C4NA	2CDS253103R0044		0.500	1
	6	532433	S203-C6NA	2CDS253103R0064		0.500	1
	8	532440	S203-C8NA	2CDS253103R0084		0.500	1
	10	532457	S203-C10NA	2CDS253103R0104		0.500	1
	13	532464	S203-C13NA	2CDS253103R0134		0.500	1
	16	532471	S203-C16NA	2CDS253103R0164		0.500	1
	20 * ¹	532488	S203-C20NA	2CDS253103R0204		0.500	1
	25	532495	S203-C25NA	2CDS253103R0254		0.500	1
	32 * ²	532501	S203-C32NA	2CDS253103R0324		0.500	1
	40 * ¹	532518	S203-C40NA	2CDS253103R0404		0.500	1
	50	551083	S203-C50NA	2CDS253103R0504		0.580	1
63	551090	S203-C63NA	2CDS253103R0634		0.580	1	

*¹ suitable for flow-type heaters 12 kW
*² suitable for flow-type heaters 18 kW

*³ suitable for flow-type heaters 21, 24 and 27 kW

MCBs

S 200 series D characteristic

S 200 D characteristic

Function: protection and control of the circuits against overloads and short-circuits; protection for circuits which supply loads with high inrush current at the circuit closing (LV/LV transformers, breakdown lamps).

Applications: residential, commercial and industrial.

Standard: IEC/EN 60898-1, IEC/EN 60947-2

I_{cn}=6 kA



S 201



S 202

Number of poles	Rated current In A	Bbn 4016779 EAN	Order details		Price 1 piece	Weight 1 piece kg	Pack unit pc.
			Type code	Order code			
1	0.5	529938	S201-D0.5	2CDS251001R0981		0.125	10
	1	529945	S201-D1	2CDS251001R0011		0.125	10
	1.6	529952	S201-D1.6	2CDS251001R0971		0.125	10
	2	529969	S201-D2	2CDS251001R0021		0.125	10
	3	529976	S201-D3	2CDS251001R0031		0.125	10
	4	529983	S201-D4	2CDS251001R0041		0.125	10
	6	529990	S201-D6	2CDS251001R0061		0.125	10
	8	530002	S201-D8	2CDS251001R0081		0.125	10
	10	530019	S201-D10	2CDS251001R0101		0.125	10
	13	530026	S201-D13	2CDS251001R0131		0.125	10
	16	530033	S201-D16	2CDS251001R0161		0.125	10
	20 * ¹	530040	S201-D20	2CDS251001R0201		0.125	10
	25	530057	S201-D25	2CDS251001R0251		0.125	10
	32 * ²	530064	S201-D32	2CDS251001R0321		0.125	10
	40 * ³	530071	S201-D40	2CDS251001R0401		0.125	10
	50	551991	S201-D50	2CDS251001R0501		0.125	10
63	552004	S201-D63	2CDS251001R0631		0.125	10	
2	0.5	530484	S202-D0.5	2CDS252001R0981		0.250	5
	1	530491	S202-D1	2CDS252001R0011		0.250	5
	1.6	530507	S202-D1.6	2CDS252001R0971		0.250	5
	2	530514	S202-D2	2CDS252001R0021		0.250	5
	3	530521	S202-D3	2CDS252001R0031		0.250	5
	4	530538	S202-D4	2CDS252001R0041		0.250	5
	6	530545	S202-D6	2CDS252001R0061		0.250	5
	8	530552	S202-D8	2CDS252001R0081		0.250	5
	10	530583	S202-D10	2CDS252001R0101		0.250	5
	13	530606	S202-D13	2CDS252001R0131		0.250	5
	16	530613	S202-D16	2CDS252001R0161		0.250	5
	20	530637	S202-D20	2CDS252001R0201		0.250	5
	25	530644	S202-D25	2CDS252001R0251		0.250	5
	32	530651	S202-D32	2CDS252001R0321		0.250	5
	40	530668	S202-D40	2CDS252001R0401		0.250	5
	50	552035	S202-D50	2CDS252001R0501		0.250	5
63	552042	S202-D63	2CDS252001R0631		0.250	5	

*¹ suitable for flow-type heaters 12 kW

*² suitable for flow-type heaters 18 kW

*³ suitable for flow-type heaters 21, 24 and 27 kW

MCBs

S 200 series D characteristic



S 203



S 204

Number of poles	Rated current In A	Bbn 4016779 EAN	Order details		Price 1 piece	Weight 1 piece kg	Pack unit pc.
			Type code	Order code			
3	0.5	530811	S203-D0.5	2CDS253001R0981		0.375	1
	1	530828	S203-D1	2CDS253001R0011		0.375	1
	1.6	530835	S203-D1.6	2CDS253001R0971		0.375	1
	2	530842	S203-D2	2CDS253001R0021		0.375	1
	3	530859	S203-D3	2CDS253001R0031		0.375	1
	4	530866	S203-D4	2CDS253001R0041		0.375	1
	6	530880	S203-D6	2CDS253001R0061		0.375	1
	8	530897	S203-D8	2CDS253001R0081		0.375	1
	10	530903	S203-D10	2CDS253001R0101		0.375	1
	13	530910	S203-D13	2CDS253001R0131		0.375	1
	16	530927	S203-D16	2CDS253001R0161		0.375	1
	20 *1	530934	S203-D20	2CDS253001R0201		0.375	1
	25	530941	S203-D25	2CDS253001R0251		0.375	1
	32 *2	530958	S203-D32	2CDS253001R0321		0.375	1
	40 *3	530965	S203-D40	2CDS253001R0401		0.375	1
50	552059	S203-D50	2CDS253001R0501		0.375	1	
63	552066	S203-D63	2CDS253001R0631		0.375	1	
4	0.5	531122	S204-D0.5	2CDS254001R0981		0.500	1
	1	531139	S204-D1	2CDS254001R0011		0.500	1
	1.6	531146	S204-D1.6	2CDS254001R0971		0.500	1
	2	531153	S204-D2	2CDS254001R0021		0.500	1
	3	531160	S204-D3	2CDS254001R0031		0.500	1
	4	531177	S204-D4	2CDS254001R0041		0.500	1
	6	531184	S204-D6	2CDS254001R0061		0.500	1
	8	531191	S204-D8	2CDS254001R0081		0.500	1
	10	531207	S204-D10	2CDS254001R0101		0.500	1
	13	531214	S204-D13	2CDS254001R0131		0.500	1
	16	531221	S204-D16	2CDS254001R0161		0.500	1
	20	531238	S204-D20	2CDS254001R0201		0.500	1
	25	531290	S204-D25	2CDS254001R0251		0.500	1
	32	531306	S204-D32	2CDS254001R0321		0.500	1
	40	531313	S204-D40	2CDS254001R0401		0.500	1
50	552097	S204-D50	2CDS254001R0501		0.500	1	
63	552103	S204-D63	2CDS254001R0631		0.500	1	

*1 suitable for flow-type heaters 12 kW

*3 suitable for flow-type heaters 21, 24 and 27 kW

*2 suitable for flow-type heaters 18 kW

MCBs

S 200 series D characteristic



S 201 NA



S 203 NA

With disconnecting neutral NA

Number of poles	Rated current In A	Bbn 4016779 EAN	Order details		Price 1 piece	Weight 1 piece kg	Pack unit pc.
			Type code	Order code			
1+NA	0.5	531979	S201-D0.5NA	2CDS251103R0981		0.250	5
	1	531986	S201-D1NA	2CDS251103R0011		0.250	5
	1.6	531993	S201-D1.6NA	2CDS251103R0971		0.250	5
	2	532006	S201-D2NA	2CDS251103R0021		0.250	5
	3	532013	S201-D3NA	2CDS251103R0031		0.250	5
	4	532020	S201-D4NA	2CDS251103R0041		0.250	5
	6	532037	S201-D6NA	2CDS251103R0061		0.250	5
	8	532044	S201-D8NA	2CDS251103R0081		0.250	5
	10	532051	S201-D10NA	2CDS251103R0101		0.250	5
	13	532068	S201-D13NA	2CDS251103R0131		0.250	5
	16	532099	S201-D16NA	2CDS251103R0161		0.250	5
	20 ^{*1}	532105	S201-D20NA	2CDS251103R0201		0.250	5
	25	532112	S201-D25NA	2CDS251103R0251		0.250	5
	32 ^{*2}	532129	S201-D32NA	2CDS251103R0321		0.250	5
	40 ^{*3}	532136	S201-D40NA	2CDS251103R0401		0.250	5
	50	552011	S201-D50NA	2CDS251103R0501		0.290	5
63	552028	S201-D63NA	2CDS251103R0631		0.290	5	
3+NA	0.5	532761	S203-D0.5NA	2CDS253103R0981		0.500	2
	1	532778	S203-D1NA	2CDS253103R0011		0.500	2
	1.6	532785	S203-D1.6NA	2CDS253103R0971		0.500	2
	2	532792	S203-D2NA	2CDS253103R0021		0.500	2
	3	532808	S203-D3NA	2CDS253103R0031		0.500	2
	4	532815	S203-D4NA	2CDS253103R0041		0.500	2
	6	532822	S203-D6NA	2CDS253103R0061		0.500	2
	8	532839	S203-D8NA	2CDS253103R0081		0.500	2
	10	532846	S203-D10NA	2CDS253103R0101		0.500	2
	13	532860	S203-D13NA	2CDS253103R0131		0.500	2
	16	532877	S203-D16NA	2CDS253103R0161		0.500	2
	20 ^{*1}	532884	S203-D20NA	2CDS253103R0201		0.500	2
	25	532891	S203-D25NA	2CDS253103R0251		0.500	2
	32 ^{*2}	532907	S203-D32NA	2CDS253103R0321		0.500	2
	40 ^{*3}	532914	S203-D40NA	2CDS253103R0401		0.500	2
	50	552073	S203-D50NA	2CDS253103R0501		0.580	2
63	552080	S203-D63NA	2CDS253103R0631		0.580	2	

^{*1} suitable for flow-type heaters 12 kW

^{*2} suitable for flow-type heaters 18 kW

^{*3} suitable for flow-type heaters 21, 24 and 27 kW

MCBs

S 200 series K characteristic

S 200 K (power) characteristic

Function: protection and control of the circuits like motors, transformer and auxiliary circuits, against overloads and short-circuits.

Advantages: no nuisance tripping in the case of functional peak currents up to $10 \times I_n$, depending on the series; through its highly sensitive thermostatic bimetal trip, the K-type characteristic offers protection to damageable elements in the overcurrent range; it also provides the best protection to cables and lines.

Applications: commercial and industrial.

Standard: IEC/EN 60947-2

Icu=10 kA



S 201



S 202

Number of poles	Rated current In A	Bbn 4016779 EAN	Order details		Price 1 piece	Weight 1 piece kg	Pack unit pc.
			Type code	Order code			
1	0.5	507196	S201-K0.5	2CDS251001R0157		0.125	10
	1	507202	S201-K1	2CDS251001R0217		0.125	10
	1.6	507219	S201-K1.6	2CDS251001R0257		0.125	10
	2	507226	S201-K2	2CDS251001R0277		0.125	10
	3	507233	S201-K3	2CDS251001R0317		0.125	10
	4	507240	S201-K4	2CDS251001R0337		0.125	10
	6	507257	S201-K6	2CDS251001R0377		0.125	10
	8	507264	S201-K8	2CDS251001R0407		0.125	10
	10	496117	S201-K10	2CDS251001R0427		0.125	10
	13	507271	S201-K13	2CDS251001R0447		0.125	10
	16	496124	S201-K16	2CDS251001R0467		0.125	10
	20	507288	S201-K20	2CDS251001R0487		0.125	10
	25	507295	S201-K25	2CDS251001R0517		0.125	10
	32	496131	S201-K32	2CDS251001R0537		0.125	10
	40	507301	S201-K40	2CDS251001R0557		0.125	10
	50	551120	S201-K50	2CDS251001R0577		0.125	10
63	551137	S201-K63	2CDS251001R0607		0.125	10	
2	0.5	507318	S202-K0.5	2CDS252001R0157		0.250	5
	1	507325	S202-K1	2CDS252001R0217		0.250	5
	1.6	507332	S202-K1.6	2CDS252001R0257		0.250	5
	2	507349	S202-K2	2CDS252001R0277		0.250	5
	3	507356	S202-K3	2CDS252001R0317		0.250	5
	4	507363	S202-K4	2CDS252001R0337		0.250	5
	6	507370	S202-K6	2CDS252001R0377		0.250	5
	8	507387	S202-K8	2CDS252001R0407		0.250	5
	10	507394	S202-K10	2CDS252001R0427		0.250	5
	13	507400	S202-K13	2CDS252001R0447		0.250	5
	16	507417	S202-K16	2CDS252001R0467		0.250	5
	20	507424	S202-K20	2CDS252001R0487		0.250	5
	25	507431	S202-K25	2CDS252001R0517		0.250	5
	32	507448	S202-K32	2CDS252001R0537		0.250	5
	40	507455	S202-K40	2CDS252001R0557		0.250	5
	50	551168	S202-K50	2CDS252001R0577		0.250	5
63	551175	S202-K63	2CDS252001R0607		0.250	5	

*1 suitable for flow-type heaters 12 kW

*3 suitable for flow-type heaters 21, 24 and 27 kW

*2 suitable for flow-type heaters 18 kW

MCBs

S 200 series K characteristic



S 203



S 204

Number of poles	Rated current In A	Bbn 4016779 EAN	Order details		Price 1 piece	Weight 1 piece kg	Pack unit pc.
			Type code	Order code			
3	0.5	507462	S203-K0.5	2CDS253001R0157		0.375	1
	1	507479	S203-K1	2CDS253001R0217		0.375	1
	1.6	507486	S203-K1.6	2CDS253001R0257		0.375	1
	2	507493	S203-K2	2CDS253001R0277		0.375	1
	3	507509	S203-K3	2CDS253001R0317		0.375	1
	4	507516	S203-K4	2CDS253001R0337		0.375	1
	6	507523	S203-K6	2CDS253001R0377		0.375	1
	8	507530	S203-K8	2CDS253001R0407		0.375	1
	10	496148	S203-K10	2CDS253001R0427		0.375	1
	13	507547	S203-K13	2CDS253001R0447		0.375	1
	16	496155	S203-K16	2CDS253001R0467		0.375	1
	20	507554	S203-K20	2CDS253001R0487		0.375	1
	25	507561	S203-K25	2CDS253001R0517		0.375	1
	32	496162	S203-K32	2CDS253001R0537		0.375	1
	40	507578	S203-K40	2CDS253001R0557		0.375	1
50	551182	S203-K50	2CDS253001R0577		0.375	1	
63	551199	S203-K63	2CDS253001R0607		0.375	1	
4	0.5	529266	S204-K0.5	2CDS254001R0157		0.500	1
	1	529273	S204-K1	2CDS254001R0217		0.500	1
	1.6	529280	S204-K1.6	2CDS254001R0257		0.500	1
	2	529297	S204-K2	2CDS254001R0277		0.500	1
	3	529303	S204-K3	2CDS254001R0317		0.500	1
	4	529310	S204-K4	2CDS254001R0337		0.500	1
	6	529327	S204-K6	2CDS254001R0377		0.500	1
	8	529334	S204-K8	2CDS254001R0407		0.500	1
	10	529341	S204-K10	2CDS254001R0427		0.500	1
	13	529358	S204-K13	2CDS254001R0447		0.500	1
	16	529365	S204-K16	2CDS254001R0467		0.500	1
	20	529372	S204-K20	2CDS254001R0487		0.500	1
	25	529389	S204-K25	2CDS254001R0517		0.500	1
	32	529396	S204-K32	2CDS254001R0537		0.500	1
	40	529402	S204-K40	2CDS254001R0557		0.500	1
50	551229	S204-K50	2CDS254001R0577		0.500	1	
63	551236	S204-K63	2CDS254001R0607		0.500	1	

MCBs

S 200 series K characteristic



S 201 NA



S 203 NA

With disconnecting neutral NA

Number of poles	Rated current In A	Bbn 4016779 EAN	Order details		Price 1 piece	Weight 1 piece kg	Pack unit pc.
			Type code	Order code			
1+NA	0.5	531825	S201-K0.5NA	2CDS251103R0157		0.250	5
	1	531832	S201-K1NA	2CDS251103R0217		0.250	5
	1.6	531849	S201-K1.6NA	2CDS251103R0257		0.250	5
	2	531856	S201-K2NA	2CDS251103R0277		0.250	5
	3	531863	S201-K3NA	2CDS251103R0317		0.250	5
	4	531870	S201-K4NA	2CDS251103R0337		0.250	5
	6	531887	S201-K6NA	2CDS251103R0377		0.250	5
	8	531894	S201-K8NA	2CDS251103R0407		0.250	5
	10	531900	S201-K10NA	2CDS251103R0427		0.250	5
	13	531917	S201-K13NA	2CDS251103R0447		0.250	5
	16	531924	S201-K16NA	2CDS251103R0467		0.250	5
	20	531931	S201-K20NA	2CDS251103R0487		0.250	5
	25	531948	S201-K25NA	2CDS251103R0517		0.250	5
	32	531955	S201-K32NA	2CDS251103R0537		0.250	5
	40	531962	S201-K40NA	2CDS251103R0557		0.250	5
	50	551144	S201-K50NA	2CDS251103R0577		0.250	5
63	551151	S201-K63NA	2CDS251103R0607		0.250	5	
3+NA	0.5	532617	S203-K0.5NA	2CDS253103R0157		0.500	1
	1	532624	S203-K1NA	2CDS253103R0217		0.500	1
	1.6	532631	S203-K1.6NA	2CDS253103R0257		0.500	1
	2	532648	S203-K2NA	2CDS253103R0277		0.500	1
	3	532655	S203-K3NA	2CDS253103R0317		0.500	1
	4	532662	S203-K4NA	2CDS253103R0337		0.500	1
	6	532679	S203-K6NA	2CDS253103R0377		0.500	1
	8	532686	S203-K8NA	2CDS253103R0407		0.500	1
	10	532693	S203-K10NA	2CDS253103R0427		0.500	1
	13	532709	S203-K13NA	2CDS253103R0447		0.500	1
	16	532716	S203-K16NA	2CDS253103R0467		0.500	1
	20	532723	S203-K20NA	2CDS253103R0487		0.500	1
	25	532730	S203-K25NA	2CDS253103R0517		0.500	1
	32	532747	S203-K32NA	2CDS253103R0537		0.500	1
	40	532754	S203-K40NA	2CDS253103R0557		0.500	1
	50	551205	S203-K50NA	2CDS253103R0577		0.500	1
63	551212	S203-K63NA	2CDS253103R0607		0.500	1	

MCBs

S 200 series Z characteristic

S 200 Z characteristic

Function: protection and control of the electronic circuits against lower and long duration overloads and short-circuits.

Applications: commercial and industrial.

Standard: IEC/EN 60947-2

Icu=10 kA



S 201



S 202

Number of poles	Rated current In A	Bbn 4016779 EAN	Order details		Price 1 piece	Weight 1 piece kg	Pack unit pc.
			Type code	Order code			
1	0.5	530309	S201-Z0.5	2CDS251001R0158		0.125	10
	1	530330	S201-Z1	2CDS251001R0218		0.125	10
	1.6	530347	S201-Z1.6	2CDS251001R0258		0.125	10
	2	530354	S201-Z2	2CDS251001R0278		0.125	10
	3	530361	S201-Z3	2CDS251001R0318		0.125	10
	4	530378	S201-Z4	2CDS251001R0338		0.125	10
	6	530408	S201-Z6	2CDS251001R0378		0.125	10
	8	530415	S201-Z8	2CDS251001R0408		0.125	10
	10	530422	S201-Z10	2CDS251001R0428		0.125	10
	16	530439	S201-Z16	2CDS251001R0468		0.125	10
	20	530446	S201-Z20	2CDS251001R0488		0.125	10
	25	530453	S201-Z25	2CDS251001R0518		0.125	10
	32	530460	S201-Z32	2CDS251001R0538		0.125	10
	40	530477	S201-Z40	2CDS251001R0558		0.125	10
	50	551915	S201-Z50	2CDS251001R0578		0.125	10
63	551922	S201-Z63	2CDS251001R0608		0.125	10	
2	0.5	530682	S202-Z0.5	2CDS252001R0158		0.250	5
	1	530675	S202-Z1	2CDS252001R0218		0.250	5
	1.6	530699	S202-Z1.6	2CDS252001R0258		0.250	5
	2	530705	S202-Z2	2CDS252001R0278		0.250	5
	3	530712	S202-Z3	2CDS252001R0318		0.250	5
	4	530729	S202-Z4	2CDS252001R0338		0.250	5
	6	530736	S202-Z6	2CDS252001R0378		0.250	5
	8	530743	S202-Z8	2CDS252001R0408		0.250	5
	10	530750	S202-Z10	2CDS252001R0428		0.250	5
	16	530767	S202-Z16	2CDS252001R0468		0.250	5
	20	530774	S202-Z20	2CDS252001R0488		0.250	5
	25	530781	S202-Z25	2CDS252001R0518		0.250	5
	32	530798	S202-Z32	2CDS252001R0538		0.250	5
	40	530804	S202-Z40	2CDS252001R0558		0.250	5
	50	551939	S202-Z50	2CDS252001R0578		0.250	5
63	551946	S202-Z63	2CDS252001R0608		0.250	5	

MCBs

S 200 series Z characteristic



S 203



S 204

Number of poles	Rated current In A	Bbn 4016779 EAN	Order details		Price 1 piece	Weight 1 piece kg	Pack unit pc.
			Type code	Order code			
3	0.5	530972	S203-Z0.5	2CDS253001R0158		0.375	1
	1	530989	S203-Z1	2CDS253001R0218		0.375	1
	1.6	530996	S203-Z1.6	2CDS253001R0258		0.375	1
	2	531009	S203-Z2	2CDS253001R0278		0.375	1
	3	531016	S203-Z3	2CDS253001R0318		0.375	1
	4	531023	S203-Z4	2CDS253001R0338		0.375	1
	6	531030	S203-Z6	2CDS253001R0378		0.375	1
	8	531047	S203-Z8	2CDS253001R0408		0.375	1
	10	531054	S203-Z10	2CDS253001R0428		0.375	1
	16	531061	S203-Z16	2CDS253001R0468		0.375	1
	20	531078	S203-Z20	2CDS253001R0488		0.375	1
	25	531085	S203-Z25	2CDS253001R0518		0.375	1
	32	531092	S203-Z32	2CDS253001R0538		0.375	1
	40	531108	S203-Z40	2CDS253001R0558		0.375	1
50	551953	S203-Z50	2CDS253001R0578		0.375	1	
63	551960	S203-Z63	2CDS253001R0608		0.375	1	
4	0.5	530248	S204-Z0.5	2CDS254001R0158		0.500	1
	1	531320	S204-Z1	2CDS254001R0218		0.500	1
	1.6	531443	S204-Z1.6	2CDS254001R0258		0.500	1
	2	531436	S204-Z2	2CDS254001R0278		0.500	1
	3	531337	S204-Z3	2CDS254001R0318		0.500	1
	4	531344	S204-Z4	2CDS254001R0338		0.500	1
	6	531351	S204-Z6	2CDS254001R0378		0.500	1
	8	531368	S204-Z8	2CDS254001R0408		0.500	1
	10	531375	S204-Z10	2CDS254001R0428		0.500	1
	16	531382	S204-Z16	2CDS254001R0468		0.500	1
	20	531399	S204-Z20	2CDS254001R0488		0.500	1
	25	531405	S204-Z25	2CDS254001R0518		0.500	1
	32	531412	S204-Z32	2CDS254001R0538		0.500	1
	40	531429	S204-Z40	2CDS254001R0558		0.500	1
50	551977	S204-Z50	2CDS254001R0578		0.500	1	
63	551984	S204-Z63	2CDS254001R0608		0.500	1	

MCBs

S 200 series Z characteristic



S 201 NA



S 203 NA

With disconnecting neutral NA

Number of poles	Rated current In A	Bbn 4016779 EAN	Order details		Price 1 piece	Weight 1 piece kg	Pack unit pc.
			Type code	Order code			
1+NA	0.5	532143	S201-Z0.5NA	2CDS251103R0158		0.260	5
	1	532150	S201-Z1NA	2CDS251103R0218		0.260	5
	1.6	532167	S201-Z1.6NA	2CDS251103R0258		0.260	5
	2	532174	S201-Z2NA	2CDS251103R0278		0.260	5
	3	532181	S201-Z3NA	2CDS251103R0318		0.260	5
	4	532198	S201-Z4NA	2CDS251103R0338		0.260	5
	6	532204	S201-Z6NA	2CDS251103R0378		0.260	5
	8	532211	S201-Z8NA	2CDS251103R0408		0.260	5
	10	532228	S201-Z10NA	2CDS251103R0428		0.260	5
	16	532235	S201-Z16NA	2CDS251103R0468		0.260	5
	20	532242	S201-Z20NA	2CDS251103R0488		0.260	5
	25	532259	S201-Z25NA	2CDS251103R0518		0.260	5
	32	532266	S201-Z32NA	2CDS251103R0538		0.260	5
	40	532273	S201-Z40NA	2CDS251103R0558		0.260	5
	50	552127	S201-Z50NA	2CDS251103R0578		0.320	5
	63	552134	S201-Z63NA	2CDS251103R0608		0.320	5
3+NA	0.5	53292 1	S203-Z0.5NA	2CDS253103R0158		0.520	1
	1	53293 8	S203-Z1NA	2CDS253103R0218		0.520	1
	1.6	53294 5	S203-Z1.6NA	2CDS253103R0258		0.520	1
	2	53295 2	S203-Z2NA	2CDS253103R0278		0.520	1
	3	53297 6	S203-Z3NA	2CDS253103R0318		0.520	1
	4	53298 3	S203-Z4NA	2CDS253103R0338		0.520	1
	6	53299 0	S203-Z6NA	2CDS253103R0378		0.520	1
	8	53300 3	S203-Z8NA	2CDS253103R0408		0.520	1
	10	53301 0	S203-Z10NA	2CDS253103R0428		0.520	1
	16	53302 7	S203-Z16NA	2CDS253103R0468		0.520	1
	20	53305 8	S203-Z20NA	2CDS253103R0488		0.520	1
	25	53306 5	S203-Z25NA	2CDS253103R0518		0.520	1
	32	53307 2	S203-Z32NA	2CDS253103R0538		0.520	1
	40	53308 9	S203-Z40NA	2CDS253103R0558		0.520	1
	50	55214 1	S203-Z50NA	2CDS253103R0578		0.640	1
	63	55216 5	S203-Z63NA	2CDS253103R0608		0.640	1

MCBs

S 200 series M-B characteristic

S 200 M-B characteristic

Function: protection and control of the circuits against overloads and short-circuits; protection for people and large length of cables in TN and IT systems.

Applications: residential, commercial and industrial.

Standard: IEC/EN 60898-1, IEC/EN 60947-2

Icn=10 kA



S 201 M



S 202 M



S 203 M

Number of poles	Rated current In A	Bbn 4016779 EAN	Order details		Price 1 piece	Weight 1 piece kg	Pack unit pc.
			Type code	Order code			
1	6	549424	S201M-B6	2CDS271001R0065		0.125	10
	10	549431	S201M-B10	2CDS271001R0105		0.125	10
	13	549448	S201M-B13	2CDS271001R0135		0.125	10
	16	549455	S201M-B16	2CDS271001R0165		0.125	10
	20 ^{*1}	549462	S201M-B20	2CDS271001R0205		0.125	10
	25	549479	S201M-B25	2CDS271001R0255		0.125	10
	32 ^{*2}	549486	S201M-B32	2CDS271001R0325		0.125	10
	40 ^{*3}	549493	S201M-B40	2CDS271001R0405		0.125	10
	50	543811	S201M-B50	2CDS271001R0505		0.125	10
	63	543828	S201M-B63	2CDS271001R0635		0.125	10
2	6	549585	S202M-B6	2CDS272001R0065		0.250	5
	10	549592	S202M-B10	2CDS272001R0105		0.250	5
	13	549608	S202M-B13	2CDS272001R0135		0.250	5
	16	549615	S202M-B16	2CDS272001R0165		0.250	5
	20	549622	S202M-B20	2CDS272001R0205		0.250	5
	25	549639	S202M-B25	2CDS272001R0255		0.250	5
	32	549646	S202M-B32	2CDS272001R0325		0.250	5
	40	549653	S202M-B40	2CDS272001R0405		0.250	5
	50	543859	S202M-B50	2CDS272001R0505		0.250	5
	63	543866	S202M-B63	2CDS272001R0635		0.250	5
3	6	549660	S203M-B 6	2CDS273001R0065		0.375	1
	10	549677	S203M-B10	2CDS273001R0105		0.375	1
	13	549684	S203M-B13	2CDS273001R0135		0.375	1
	16	549691	S203M-B16	2CDS273001R0165		0.375	1
	20 ^{*1}	549707	S203M-B20	2CDS273001R0205		0.375	1
	25	549714	S203M-B25	2CDS273001R0255		0.375	1
	32 ^{*2}	549721	S203M-B32	2CDS273001R0325		0.375	1
	40 ^{*3}	549738	S203M-B40	2CDS273001R0405		0.375	1
	50	543873	S203M-B50	2CDS273001R0505		0.375	1
	63	543880	S203M-B63	2CDS273001R0635		0.375	1

^{*1} suitable for flow-type heaters 12 kW

^{*2} suitable for flow-type heaters 18 kW

^{*3} suitable for flow-type heaters 21, 24 and 27 kW

MCBs

S 200 series M-B characteristic



S 204 M

Number of poles	Rated current In A	Bbn 4016779 EAN	Order details		Price 1 piece	Weight 1 piece kg	Pack unit pc.
			Type code	Order code			
4	6	549820	S204M-B 6	2CDS274001R0065		0.500	1
	10	549837	S204M-B10	2CDS274001R0105		0.500	1
	13	549844	S204M-B13	2CDS274001R0135		0.500	1
	16	549851	S204M-B16	2CDS274001R0165		0.500	1
	20	549868	S204M-B20	2CDS274001R0205		0.500	1
	25	549875	S204M-B25	2CDS274001R0255		0.500	1
	32	549882	S204M-B32	2CDS274001R0325		0.500	1
	40	549899	S204M-B40	2CDS274001R0405		0.500	1
	50	543910	S204M-B50	2CDS274001R0505		0.500	1
	63	543927	S204M-B63	2CDS274001R0635		0.500	1

With disconnecting neutral NA



S 201 M NA

Number of poles	Rated current In A	Bbn 4016779 EAN	Order details		Price 1 piece	Weight 1 piece kg	Pack unit pc.
			Type code	Order code			
1+NA	6	549509	S201M-B6NA	2CDS271103R0065		0.250	5
	10	549516	S201M-B10NA	2CDS271103R0105		0.250	5
	13	549523	S201M-B13NA	2CDS271103R0135		0.250	5
	16	549530	S201M-B16NA	2CDS271103R0165		0.250	5
	20 ^{*1}	549547	S201M-B20NA	2CDS271103R0205		0.250	5
	25	549554	S201M-B25NA	2CDS271103R0255		0.250	5
	32 ^{*2}	549561	S201M-B32NA	2CDS271103R0325		0.250	5
	40 ^{*3}	549578	S201M-B40NA	2CDS271103R0405		0.250	5
	50	543835	S201M-B50NA	2CDS271103R0505		0.250	5
	63	543842	S201M-B63NA	2CDS271103R0635		0.250	5
3+NA	6	549745	S203M-B6NA	2CDS273103R0065		0.500	1
	10	549752	S203M-B10NA	2CDS273103R0105		0.500	1
	13	549769	S203M-B13NA	2CDS273103R0135		0.500	1
	16	549776	S203M-B16NA	2CDS273103R0165		0.500	1
	20 ^{*1}	549783	S203M-B20NA	2CDS273103R0205		0.500	1
	25	549790	S203M-B25NA	2CDS273103R0255		0.500	1
	32 ^{*2}	549806	S203M-B32NA	2CDS273103R0325		0.500	1
	40 ^{*3}	549813	S203M-B40NA	2CDS273103R0405		0.500	1
	50	543897	S203M-B50NA	2CDS273103R0505		0.500	1
	63	543903	S203M-B63NA	2CDS273103R0635		0.580	1

*1 suitable for flow-type heaters 12 kW

*3 suitable for flow-type heaters 21, 24 and 27 kW

*2 suitable for flow-type heaters 18 kW



S 203 M NA

MCBs

S 200 series M-C characteristic

S 200 M-C characteristic

Function: protection and control of the circuits against overloads and short-circuits; protection for resistive and inductive loads with low inrush current.

Applications: residential, commercial and industrial.

Standard: IEC/EN 60898-1, IEC/EN 60947-2

I_{cn}=10 kA



S 201 M



S 202 M

Number of poles	Rated current In A	Bbn 4016779 EAN	Order details		Price 1 piece	Weight 1 piece kg	Pack unit pc.
			Type code	Order code			
1	0.5	549905	S201M-C0.5	2CDS271001R0984		0.125	10
	1	549929	S201M-C1	2CDS271001R0014		0.125	10
	1.6	549912	S201M-C1.6	2CDS271001R0974		0.125	10
	2	549936	S201M-C2	2CDS271001R0024		0.125	10
	3	549943	S201M-C3	2CDS271001R0034		0.125	10
	4	549950	S201M-C4	2CDS271001R0044		0.125	10
	6	549967	S201M-C6	2CDS271001R0064		0.125	10
	8	549974	S201M-C8	2CDS271001R0084		0.125	10
	10	549981	S201M-C10	2CDS271001R0104		0.125	10
	13	549998	S201M-C13	2CDS271001R0134		0.125	10
	16	550000	S201M-C16	2CDS271001R0164		0.125	10
	20 * ¹	550017	S201M-C20	2CDS271001R0204		0.125	10
	25	550024	S201M-C25	2CDS271001R0254		0.125	10
	32 * ²	550031	S201M-C32	2CDS271001R0324		0.125	10
	40 * ³	550048	S201M-C40	2CDS271001R0404		0.125	10
	50	543934	S201M-C50	2CDS271001R0504		0.125	10
63	543941	S201M-C63	2CDS271001R0634		0.125	10	
2	0.5	550208	S202M-C0.5	2CDS272001R0984		0.250	5
	1	550222	S202M-C1	2CDS272001R0014		0.250	5
	1.6	550215	S202M-C1.6	2CDS272001R0974		0.250	5
	2	550239	S202M-C2	2CDS272001R0024		0.250	5
	3	550246	S202M-C3	2CDS272001R0034		0.250	5
	4	550253	S202M-C4	2CDS272001R0044		0.250	5
	6	550260	S202M-C6	2CDS272001R0064		0.250	5
	8	550277	S202M-C8	2CDS272001R0084		0.250	5
	10	550284	S202M-C10	2CDS272001R0104		0.250	5
	13	550291	S202M-C13	2CDS272001R0134		0.250	5
	16	550307	S202M-C16	2CDS272001R0164		0.250	5
	20	550314	S202M-C20	2CDS272001R0204		0.250	5
	25	550321	S202M-C25	2CDS272001R0254		0.250	5
	32	550338	S202M-C32	2CDS272001R0324		0.250	5
	40	550345	S202M-C40	2CDS272001R0404		0.250	5
	50	543972	S202M-C50	2CDS272001R0504		0.250	5
63	543989	S202M-C63	2CDS272001R0634		0.250	5	

*¹ suitable for flow-type heaters 12 kW

*² suitable for flow-type heaters 18 kW

*³ suitable for flow-type heaters 21, 24 and 27 kW

MCBs

S 200 series M-C characteristic



S 203 M



S 204 M

Number of poles	Rated current In A	Bbn 4016779 EAN	Order details		Price 1 piece	Weight 1 piece kg	Pack unit pc.
			Type code	Order code			
3	0.5	550352	S203M-C0.5	2CDS273001R0984		0.375	1
	1	550376	S203M-C1	2CDS273001R0014		0.375	1
	1.6	550369	S203M-C1.6	2CDS273001R0974		0.375	1
	2	550383	S203M-C2	2CDS273001R0024		0.375	1
	3	550390	S203M-C3	2CDS273001R0034		0.375	1
	4	550406	S203M-C4	2CDS273001R0044		0.375	1
	6	550413	S203M-C6	2CDS273001R0064		0.375	1
	8	550420	S203M-C8	2CDS273001R0084		0.375	1
	10	550437	S203M-C10	2CDS273001R0104		0.375	1
	13	550444	S203M-C13	2CDS273001R0134		0.375	1
	16	550451	S203M-C16	2CDS273001R0164		0.375	1
	20 ^{*1}	550468	S203M-C20	2CDS273001R0204		0.375	1
	25	550475	S203M-C25	2CDS273001R0254		0.375	1
	32 ^{*2}	550482	S203M-C32	2CDS273001R0324		0.375	1
	40 ^{*3}	550499	S203M-C40	2CDS273001R0404		0.375	1
50	543996	S203M-C50	2CDS273001R0504		0.375	1	
63	544009	S203M-C63	2CDS273001R0634		0.375	1	
4	0.5	550659	S204M-C0.5	2CDS274001R0984		0.500	1
	1	550673	S204M-C1	2CDS274001R0014		0.500	1
	1.6	550666	S204M-C1.6	2CDS274001R0974		0.500	1
	2	550680	S204M-C2	2CDS274001R0024		0.500	1
	3	550697	S204M-C3	2CDS274001R0034		0.500	1
	4	550703	S204M-C4	2CDS274001R0044		0.500	1
	6	550710	S204M-C6	2CDS274001R0064		0.500	1
	8	550727	S204M-C8	2CDS274001R0084		0.500	1
	10	550734	S204M-C10	2CDS274001R0104		0.500	1
	13	550741	S204M-C13	2CDS274001R0134		0.500	1
	16	550758	S204M-C16	2CDS274001R0164		0.500	1
	20	550765	S204M-C20	2CDS274001R0204		0.500	1
	25	550772	S204M-C25	2CDS274001R0254		0.500	1
	32	550789	S204M-C32	2CDS274001R0324		0.500	1
	40	550796	S204M-C40	2CDS274001R0404		0.500	1
50	544030	S204M-C50	2CDS274001R0504		0.500	1	
63	544047	S204M-C63	2CDS274001R0634		0.500	1	

*1 suitable for flow-type heaters 12 kW

*3 suitable for flow-type heaters 21, 24 and 27 kW

*2 suitable for flow-type heaters 18 kW

MCBs

S 200 series M-C characteristic



S 201 M NA



S 203 M NA

With disconnecting neutral NA

Number of poles	Rated current In A	Bbn 4016779 EAN	Order details		Price 1 piece	Weight 1 piece kg	Pack unit pc.
			Type code	Order code			
1+NA	0.5	550055	S201M-C0.5NA	2CDS271103R0984		0.250	5
	1	550079	S201M-C1NA	2CDS271103R0014		0.250	5
	1.6	550062	S201M-C1.6NA	2CDS271103R0974		0.250	5
	2	550086	S201M-C2NA	2CDS271103R0024		0.250	5
	3	550093	S201M-C3NA	2CDS271103R0034		0.250	5
	4	550109	S201M-C4NA	2CDS271103R0044		0.250	5
	6	550116	S201M-C6NA	2CDS271103R0064		0.250	5
	8	550123	S201M-C8NA	2CDS271103R0084		0.250	5
	10	550130	S201M-C10NA	2CDS271103R0104		0.250	5
	13	550147	S201M-C13NA	2CDS271103R0134		0.250	5
	16	550154	S201M-C16NA	2CDS271103R0164		0.250	5
	20 * ¹	550161	S201M-C20NA	2CDS271103R0204		0.250	5
	25	550178	S201M-C25NA	2CDS271103R0254		0.250	5
	32 * ²	550185	S201M-C32NA	2CDS271103R0324		0.250	5
	40 * ³	550192	S201M-C40NA	2CDS271103R0404		0.250	5
50	543958	S201M-C50NA	2CDS271103R0504		0.250	5	
63	543965	S201M-C63NA	2CDS271103R0634		0.250	5	
3+NA	0.5	550512	S203M-C0.5NA	2CDS273103R0984		0.500	1
	1	550529	S203M-C1NA	2CDS273103R0014		0.500	1
	1.6	550505	S203M-C1.6NA	2CDS273103R0974		0.500	1
	2	550536	S203M-C2NA	2CDS273103R0024		0.500	1
	3	550543	S203M-C3NA	2CDS273103R0034		0.500	1
	4	550550	S203M-C4NA	2CDS273103R0044		0.500	1
	6	550567	S203M-C6NA	2CDS273103R0064		0.500	1
	8	550574	S203M-C8NA	2CDS273103R0084		0.500	1
	10	550581	S203M-C10NA	2CDS273103R0104		0.500	1
	13	550598	S203M-C13NA	2CDS273103R0134		0.500	1
	16	550604	S203M-C16NA	2CDS273103R0164		0.500	1
	20 * ¹	550611	S203M-C20NA	2CDS273103R0204		0.500	1
	25	550628	S203M-C25NA	2CDS273103R0254		0.500	1
	32 * ²	550635	S203M-C32NA	2CDS273103R0324		0.500	1
	40 * ³	550642	S203M-C40NA	2CDS273103R0404		0.500	1
50	544016	S203M-C50NA	2CDS273103R0504		0.580	1	
63	544023	S203M-C63NA	2CDS273103R0634		0.580	1	

*¹ suitable for flow-type heaters 12 kW

*² suitable for flow-type heaters 18 kW

*³ suitable for flow-type heaters 21, 24 and 27 kW

MCBs

S 200 series M-D characteristic

S 200 M-D characteristic

Function: protection and control of the circuits against overloads and short-circuits; protection for circuits which supply loads with high inrush current at the circuit closing (LV/LV transformers, breakdown lamps).

Applications: residential, commercial and industrial.

Standard: IEC/EN 60898-1, IEC/EN 60947-2

I_{cn}=10 kA



S 201 M



S 202 M

Number of poles	Rated current In A	Bbn 4016779 EAN	Order details		Price 1 piece	Weight 1 piece kg	Pack unit pc.
			Type code	Order code			
1	0.5	599832	S201M-D0.5	2CDS271001R0981		0.125	10
	1	500313	S201M-D1	2CDS271001R0011		0.125	10
	1.6	599825	S201M-D1.6	2CDS271001R0971		0.125	10
	2	599337	S201M-D2	2CDS271001R0021		0.125	10
	3	599351	S201M-D3	2CDS271001R0031		0.125	10
	4	599357	S201M-D4	2CDS271001R0041		0.125	10
	6	599399	S201M-D6	2CDS271001R0061		0.125	10
	8	599405	S201M-D8	2CDS271001R0081		0.125	10
	10	599429	S201M-D10	2CDS271001R0101		0.125	10
	13	663267	S201M-D13	2CDS271001R0131		0.125	10
	16	599450	S201M-D16	2CDS271001R0161		0.125	10
	20 * ¹	500467	S201M-D20	2CDS271001R0201		0.125	10
	25	599498	S201M-D25	2CDS271001R0251		0.125	10
	32 * ²	599566	S201M-D32	2CDS271001R0321		0.125	10
	40 * ³	599610	S201M-D40	2CDS271001R0401		0.125	10
50	599702	S201M-D50	2CDS271001R0501		0.125	10	
63	599818	S201M-D63	2CDS271001R0631		0.125	10	
2	0.5	600880	S202M-D0.5	2CDS272001R0981		0.250	5
	1	600361	S202M-D1	2CDS272001R0011		0.250	5
	1.6	600873	S202M-D1.6	2CDS272001R0971		0.250	5
	2	600385	S202M-D2	2CDS272001R0021		0.250	5
	3	600408	S202M-D3	2CDS272001R0031		0.250	5
	4	600422	S202M-D4	2CDS272001R0041		0.250	5
	6	600446	S202M-D6	2CDS272001R0061		0.250	5
	8	600453	S202M-D8	2CDS272001R0081		0.250	5
	10	600477	S202M-D10	2CDS272001R0101		0.250	5
	13	663274	S202M-D13	2CDS272001R0131		0.250	5
	16	600507	S202M-D16	2CDS272001R0161		0.250	5
	20	600514	S202M-D20	2CDS272001R0201		0.250	5
	25	600545	S202M-D25	2CDS272001R0251		0.250	5
	32	600613	S202M-D32	2CDS272001R0321		0.250	5
	40	600668	S202M-D40	2CDS272001R0401		0.250	5
50	600750	S202M-D50	2CDS272001R0501		0.250	5	
63	600866	S202M-D63	2CDS272001R0631		0.250	5	

*¹ suitable for flow-type heaters 12 kW

*³ suitable for flow-type heaters 21, 24 and 27 kW

*² suitable for flow-type heaters 18 kW

MCBs

S 200 series M-D characteristic



S 203 M



S 204 M

Number of poles	Rated current In A	Bbn 4016779 EAN	Order details		Price 1 piece	Weight 1 piece kg	Pack unit pc.
			Type code	Order code			
3	0.5	601412	S203M-D0.5	2CDS273001R0981		0.375	1
	1	600897	S203M-D1	2CDS273001R0011		0.375	1
	1.6	601405	S203M-D1.6	2CDS273001R0971		0.375	1
	2	600910	S203M-D2	2CDS273001R0021		0.375	1
	3	600934	S203M-D3	2CDS273001R0031		0.375	1
	4	600958	S203M-D4	2CDS273001R0041		0.375	1
	6	600972	S203M-D6	2CDS273001R0061		0.375	1
	8	600989	S203M-D8	2CDS273001R0081		0.375	1
	10	601009	S203M-D10	2CDS273001R0101		0.375	1
	13	663281	S203M-D13	2CDS273001R0131		0.375	1
	16	601030	S203M-D16	2CDS273001R0161		0.375	1
	20 ^{*1}	601047	S203M-D20	2CDS273001R0201		0.375	1
	25	601078	S203M-D25	2CDS273001R0251		0.375	1
	32 ^{*2}	601146	S203M-D32	2CDS273001R0321		0.375	1
	40 ^{*3}	601191	S203M-D40	2CDS273001R0401		0.375	1
50	601283	S203M-D50	2CDS273001R0501		0.375	1	
63	601399	S203M-D63	2CDS273001R0631		0.375	1	
4	0.5	602143	S204M-D0.5	2CDS274001R0981		0.500	1
	1	601634	S204M-D1	2CDS274001R0011		0.500	1
	1.6	602136	S204M-D1.6	2CDS274001R0971		0.500	1
	2	601658	S204M-D2	2CDS274001R0021		0.500	1
	3	601672	S204M-D3	2CDS274001R0031		0.500	1
	4	601696	S204M-D4	2CDS274001R0041		0.500	1
	6	601719	S204M-D6	2CDS274001R0061		0.500	1
	8	601726	S204M-D8	2CDS274001R0081		0.500	1
	10	601740	S204M-D10	2CDS274001R0101		0.500	1
	13	663298	S204M-D13	2CDS274001R0131		0.500	1
	16	601771	S204M-D16	2CDS274001R0161		0.500	1
	20	601788	S204M-D20	2CDS274001R0201		0.500	1
	25	601818	S204M-D25	2CDS274001R0251		0.500	1
	32	601887	S204M-D32	2CDS274001R0321		0.500	1
	40	601931	S204M-D40	2CDS274001R0401		0.500	1
50	602013	S204M-D50	2CDS274001R0501		0.500	1	
63	602129	S204M-D63	2CDS274001R0631		0.500	1	

*1 suitable for flow-type heaters 12 kW

*3 suitable for flow-type heaters 21, 24 and 27 kW

*2 suitable for flow-type heaters 18 kW

MCBs

S 200 series M-D characteristic



S 201 M NA



S 203 M NA

With disconnecting neutral NA

Number of poles	Rated current In A	Bbn 4016779 EAN	Order details		Price 1 piece	Weight 1 piece kg	Pack unit pc.
			Type code	Order code			
1+NA	0.5	600354	S201M-D0.5NA	2CDS271103R0981		0.250	5
	1	599849	S201M-D1NA	2CDS271103R0011		0.250	5
	1.6	600347	S201-MD1.6NA	2CDS271103R0971		0.250	5
	2	599863	S201M-D2NA	2CDS271103R0021		0.250	5
	3	599887	S201M-D3NA	2CDS271103R0031		0.250	5
	4	599900	S201M-D4NA	2CDS271103R0041		0.250	5
	6	599924	S201M-D6NA	2CDS271103R0061		0.250	5
	8	599931	S201M-D8NA	2CDS271103R0081		0.250	5
	10	599948	S201M-D10NA	2CDS271103R0101		0.250	5
	13	663304	S201M-D13NA	2CDS271103R0131		0.250	5
	16	599979	S201M-D16NA	2CDS271103R0161		0.250	5
	20 * ¹	599986	S201M-D20NA	2CDS271103R0201		0.250	5
	25	600019	S201M-D25NA	2CDS271103R0251		0.250	5
	32 * ²	600088	S201M-D32NA	2CDS271103R0321		0.250	5
	40 * ³	600132	S201M-D40NA	2CDS271103R0401		0.250	5
	50	600224	S201M-D50NA	2CDS271103R0501		0.290	5
63	600330	S201M-D63NA	2CDS271103R0631		0.290	5	
3+NA	0.5	663311	S203M-D0.5NA	2CDS273103R0981		0.500	1
	1	663328	S203M-D1NA	2CDS273103R0011		0.500	1
	1.6	663335	S203M-D1.6NA	2CDS273103R0971		0.500	1
	2	663342	S203M-D2NA	2CDS273103R0021		0.500	1
	3	663359	S203M-D3NA	2CDS273103R0031		0.500	1
	4	663366	S203M-D4NA	2CDS273103R0041		0.500	1
	6	663373	S203M-D6NA	2CDS273103R0061		0.500	1
	8	663380	S203M-D8NA	2CDS273103R0081		0.500	1
	10	663397	S203M-D10NA	2CDS273103R0101		0.500	1
	13	663403	S203M-D13NA	2CDS273103R0131		0.500	1
	16	663410	S203M-D16NA	2CDS273103R0161		0.500	1
	20 * ¹	663427	S203M-D20NA	2CDS273103R0201		0.500	1
	25	663434	S203M-D25NA	2CDS273103R0251		0.500	1
	32 * ²	663441	S203M-D32NA	2CDS273103R0321		0.500	1
	40 * ³	663458	S203M-D40NA	2CDS273103R0401		0.500	1
	50	663465	S203M-D50NA	2CDS273103R0501		0.580	1
63	663472	S203M-D63NA	2CDS273103R0631		0.580	1	

*¹ suitable for flow-type heaters 12 kW

*² suitable for flow-type heaters 18 kW

*³ suitable for flow-type heaters 21, 24 and 27 kW

MCBs

S 200 series M-K characteristic

S 200 M-K (power) characteristic

Function: protection and control of the circuits like motors, transformer and auxiliary circuits, against overloads and short-circuits.

Advantages: no nuisance tripping in the case of functional peak currents up to $10 \times I_n$, depending on the series; through its highly sensitive thermostatic bimetal trip, the K-type characteristic offers protection to damageable elements in the overcurrent range; it also provides the best protection to cables and lines.

Applications: commercial and industrial.

Standard: IEC/EN 60947-2

Icu=15 kA



S 201 M



S 202 M

Number of poles	Rated current In A	Bbn 4016779 EAN	Order details		Price 1 piece	Weight 1 piece kg	Pack unit pc.
			Type code	Order code			
1	0.5	599436	S201M-K0.5	2CDS271001R0157		0.125	10
	1	599474	S201M-K1	2CDS271001R0217		0.125	10
	1.6	599504	S201M-K1.6	2CDS271001R0257		0.125	10
	2	599528	S201M-K2	2CDS271001R0277		0.125	10
	3	599542	S201M-K3	2CDS271001R0317		0.125	10
	4	599573	S201M-K4	2CDS271001R0337		0.125	10
	6	599597	S201M-K6	2CDS271001R0377		0.125	10
	8	599627	S201M-K8	2CDS271001R0407		0.125	10
	10	599641	S201M-K10	2CDS271001R0427		0.125	10
	13	659390	S201M-K13	2CDS271001R0447		0.125	10
	16	599665	S201M-K16	2CDS271001R0467		0.125	10
	20	599689	S201M-K20	2CDS271001R0487		0.125	10
	25	599719	S201M-K25	2CDS271001R0517		0.125	10
	32	599733	S201M-K32	2CDS271001R0537		0.125	10
	40	599757	S201M-K40	2CDS271001R0557		0.125	10
	50	599771	S201M-K50	2CDS271001R0577		0.125	10
63	599795	S201M-K63	2CDS271001R0607		0.125	10	
2	0.5	600484	S202M-K0.5	2CDS272001R0157		0.250	5
	1	600521	S202M-K1	2CDS272001R0217		0.250	5
	1.6	600552	S202M-K1.6	2CDS272001R0257		0.250	5
	2	600576	S202M-K2	2CDS272001R0277		0.250	5
	3	600590	S202M-K3	2CDS272001R0317		0.250	5
	4	600620	S202M-K4	2CDS272001R0337		0.250	5
	6	600644	S202M-K6	2CDS272001R0377		0.250	5
	8	600675	S202M-K8	2CDS272001R0407		0.250	5
	10	600699	S202M-K10	2CDS272001R0427		0.250	5
	13	659406	S202M-K13	2CDS272001R0447		0.250	5
	16	600712	S202M-K16	2CDS272001R0467		0.250	5
	20	600736	S202M-K20	2CDS272001R0487		0.250	5
	25	600767	S202M-K25	2CDS272001R0517		0.250	5
	32	600781	S202M-K32	2CDS272001R0537		0.250	5
	40	600804	S202M-K40	2CDS272001R0557		0.250	5
	50	600828	S202M-K50	2CDS272001R0577		0.250	5
63	600842	S202M-K63	2CDS272001R0607		0.250	5	

MCBs

S 200 series M-K characteristic



S 203 M



S 204 M

Number of poles	Rated current In A	Bbn 4016779 EAN	Order details		Price 1 piece	Weight 1 piece kg	Pack unit pc.
			Type code	Order code			
3	0.5	601016	S203M-K0.5	2CDS273001R0157		0.375	1
	1	601054	S203M-K1	2CDS273001R0217		0.375	1
	1.6	601085	S203M-K1.6	2CDS273001R0257		0.375	1
	2	601108	S203M-K2	2CDS273001R0277		0.375	1
	3	601122	S203M-K3	2CDS273001R0317		0.375	1
	4	601153	S203M-K4	2CDS273001R0337		0.375	1
	6	601177	S203M-K6	2CDS273001R0377		0.375	1
	8	601207	S203M-K8	2CDS273001R0407		0.375	1
	10	601221	S203M-K10	2CDS273001R0427		0.375	1
	13	659413	S203M-K13	2CDS273001R0447		0.375	1
	16	601245	S203M-K16	2CDS273001R0467		0.375	1
	20	601269	S203M-K20	2CDS273001R0487		0.375	1
	25	601290	S203M-K25	2CDS273001R0517		0.375	1
	32	601313	S203M-K32	2CDS273001R0537		0.375	1
	40	601337	S203M-K40	2CDS273001R0557		0.375	1
50	601351	S203M-K50	2CDS273001R0577		0.375	1	
63	601375	S203M-K63	2CDS273001R0607		0.375	1	
4	0.5	601757	S204M-K0.5	2CDS274001R0157		0.500	1
	1	601795	S204M-K1	2CDS274001R0217		0.500	1
	1.6	601825	S204M-K1.6	2CDS274001R0257		0.500	1
	2	601849	S204M-K2	2CDS274001R0277		0.500	1
	3	601863	S204M-K3	2CDS274001R0317		0.500	1
	4	601894	S204M-K4	2CDS274001R0337		0.500	1
	6	601917	S204M-K6	2CDS274001R0377		0.500	1
	8	601948	S204M-K8	2CDS274001R0407		0.500	1
	10	601962	S204M-K10	2CDS274001R0427		0.500	1
	13	659420	S204M-K13	2CDS274001R0447		0.500	1
	16	601986	S204M-K16	2CDS274001R0467		0.500	1
	20	602006	S204M-K20	2CDS274001R0487		0.500	1
	25	602020	S204M-K25	2CDS274001R0517		0.500	1
	32	602044	S204M-K32	2CDS274001R0537		0.500	1
	40	602068	S204M-K40	2CDS274001R0557		0.500	1
50	602082	S204M-K50	2CDS274001R0577		0.500	1	
63	602105	S204M-K63	2CDS274001R0607		0.500	1	

MCBs

S 200 series M-K characteristic



S 201 M NA



S 203 M NA

With disconnecting neutral NA

Number of poles	Rated current In A	Bbn 4016779 EAN	Order details		Price 1 piece	Weight 1 piece kg	Pack unit pc.
			Type code	Order code			
1+NA	0.5	599955	S201M-K0.5NA	2CDS271103R0157		0.250	5
	1	599993	S201M-K1NA	2CDS271103R0217		0.250	5
	1.6	600026	S201M-K1.6NA	2CDS271103R0257		0.250	5
	2	600040	S201M-K2NA	2CDS271103R0277		0.250	5
	3	600064	S201M-K3NA	2CDS271103R0317		0.250	5
	4	600095	S201M-K4NA	2CDS271103R0337		0.250	5
	6	600118	S201M-K6NA	2CDS271103R0377		0.250	5
	8	600149	S201M-K8NA	2CDS271103R0407		0.250	5
	10	600163	S201M-K10NA	2CDS271103R0427		0.250	5
	13	659437	S201M-K13NA	2CDS271103R0447		0.250	5
	16	600187	S201M-K16NA	2CDS271103R0467		0.250	5
	20	600200	S201M-K20NA	2CDS271103R0487		0.250	5
	25	600231	S201M-K25NA	2CDS271103R0517		0.250	5
	32	600255	S201M-K32NA	2CDS271103R0537		0.250	5
	40	600279	S201M-K40NA	2CDS271103R0557		0.250	5
	50	600293	S201M-K50NA	2CDS271103R0577		0.250	5
63	600316	S201M-K63NA	2CDS271103R0607		0.250	5	
3+NA	0.5	659444	S203M-K0.5NA	2CDS273103R0157		0.500	1
	1	650451	S203M-K1NA	2CDS273103R0217		0.500	1
	1.6	659468	S203M-K1.6NA	2CDS273103R0257		0.500	1
	2	659475	S203M-K2NA	2CDS273103R0277		0.500	1
	3	659482	S203M-K3NA	2CDS273103R0317		0.500	1
	4	659499	S203M-K4NA	2CDS273103R0337		0.500	1
	6	659505	S203M-K6NA	2CDS273103R0377		0.500	1
	8	659512	S203M-K8NA	2CDS273103R0407		0.500	1
	10	659529	S203M-K10NA	2CDS273103R0427		0.500	1
	13	659536	S203M-K13NA	2CDS273103R0447		0.500	1
	16	659543	S203M-K16NA	2CDS273103R0467		0.500	1
	20	659550	S203M-K20NA	2CDS273103R0487		0.500	1
	25	659567	S203M-K25NA	2CDS273103R0517		0.500	1
	32	659574	S203M-K32NA	2CDS273103R0537		0.500	1
	40	659581	S203M-K40NA	2CDS273103R0557		0.500	1
	50	659604	S203M-K50NA	2CDS273103R0577		0.500	1
63	659611	S203M-K63NA	2CDS273103R0607		0.500	1	

MCBs

S 200 series M-Z characteristic

S 200 M-Z characteristic

Function: protection and control of the electronic circuits against lower and long duration overloads and short-circuits.

Applications: commercial and industrial.

Standard: IEC/EN 60947-2

Icu=15 kA



S 201 M



S 202 M

Number of poles	Rated current In A	Bbn 4016779 EAN	Order details		Price 1 piece	Weight 1 piece kg	Pack unit pc.
			Type code	Order code			
1	0.5	599443	S201M-Z0.5	2CDS271001R0158		0.125	10
	1	599481	S201M-Z1	2CDS271001R0218		0.125	10
	1.6	599511	S201M-Z1.6	2CDS271001R0258		0.125	10
	2	599535	S201M-Z2	2CDS271001R0278		0.125	10
	3	599559	S201M-Z3	2CDS271001R0318		0.125	10
	4	599580	S201M-Z4	2CDS271001R0338		0.125	10
	6	599603	S201M-Z6	2CDS271001R0378		0.125	10
	8	599634	S201M-Z8	2CDS271001R0408		0.125	10
	10	599658	S201M-Z10	2CDS271001R0428		0.125	10
	16	599672	S201M-Z16	2CDS271001R0468		0.125	10
	20	599696	S201M-Z20	2CDS271001R0488		0.125	10
	25	599726	S201M-Z25	2CDS271001R0518		0.125	10
	32	599740	S201M-Z32	2CDS271001R0538		0.125	10
	40	599764	S201M-Z40	2CDS271001R0558		0.125	10
	50	599788	S201M-Z50	2CDS271001R0578		0.125	10
63	599801	S201M-Z63	2CDS271001R0608		0.125	10	
2	0.5	600491	S202M-Z0.5	2CDS272001R0158		0.250	5
	1	600538	S202M-Z1	2CDS272001R0218		0.250	5
	1.6	600569	S202M-Z1.6	2CDS272001R0258		0.250	5
	2	600583	S202M-Z2	2CDS272001R0278		0.250	5
	3	600606	S202M-Z3	2CDS272001R0318		0.250	5
	4	600637	S202M-Z4	2CDS272001R0338		0.250	5
	6	600651	S202M-Z6	2CDS272001R0378		0.250	5
	8	600682	S202M-Z8	2CDS272001R0408		0.250	5
	10	600705	S202M-Z10	2CDS272001R0428		0.250	5
	16	600729	S202M-Z16	2CDS272001R0468		0.250	5
	20	600743	S202M-Z20	2CDS272001R0488		0.250	5
	25	600774	S202M-Z25	2CDS272001R0518		0.250	5
	32	600798	S202M-Z32	2CDS272001R0538		0.250	5
	40	600811	S202M-Z40	2CDS272001R0558		0.250	5
	50	600835	S202-MZ50	2CDS272001R0578		0.250	5
63	600859	S202M-Z63	2CDS272001R0608		0.250	5	

MCBs

S 200 series M-Z characteristic



S 203 M



S 204 M

Number of poles	Rated current In A	Bbn 4016779 EAN	Order details		Price 1 piece	Weight 1 piece kg	Pack unit pc.
			Type code	Order code			
3	0.5	601023	S203M-Z0.5	2CDS273001R0158		0.375	1
	1	601061	S203M-Z1	2CDS273001R0218		0.375	1
	1.6	601092	S203M-Z1.6	2CDS273001R0258		0.375	1
	2	601115	S203M-Z2	2CDS273001R0278		0.375	1
	3	601139	S203M-Z3	2CDS273001R0318		0.375	1
	4	601160	S203M-Z4	2CDS273001R0338		0.375	1
	6	601184	S203M-Z6	2CDS273001R0378		0.375	1
	8	601214	S203M-Z8	2CDS273001R0408		0.375	1
	10	601238	S203M-Z10	2CDS273001R0428		0.375	1
	16	601252	S203M-Z16	2CDS273001R0468		0.375	1
	20	601276	S203M-Z20	2CDS273001R0488		0.375	1
	25	601306	S203M-Z25	2CDS273001R0518		0.375	1
	32	601320	S203M-Z32	2CDS273001R0538		0.375	1
	40	601344	S203M-Z40	2CDS273001R0558		0.375	1
	50	601368	S203M-Z50	2CDS273001R0578		0.375	1
63	601382	S203M-Z63	2CDS273001R0608		0.375	1	
4	0.5	601764	S204M-Z0.5	2CDS274001R0158		0.500	1
	1	601810	S204M-Z1	2CDS274001R0218		0.500	1
	1.6	601832	S204M-Z1.6	2CDS274001R0258		0.500	1
	2	601856	S204M-Z2	2CDS274001R0278		0.500	1
	3	601870	S204M-Z3	2CDS274001R0318		0.500	1
	4	601900	S204M-Z4	2CDS274001R0338		0.500	1
	6	601924	S204M-Z6	2CDS274001R0378		0.500	1
	8	601955	S204M-Z8	2CDS274001R0408		0.500	1
	10	601979	S204M-Z10	2CDS274001R0428		0.500	1
	16	601993	S204M-Z16	2CDS274001R0468		0.500	1
	20	659628	S204M-Z20	2CDS274001R0488		0.500	1
	25	602037	S204M-Z25	2CDS274001R0518		0.500	1
	32	602051	S204M-Z32	2CDS274001R0538		0.500	1
	40	602075	S204M-Z40	2CDS274001R0558		0.500	1
	50	602099	S204M-Z50	2CDS274001R0578		0.500	1
63	602112	S204M-Z63	2CDS274001R0608		0.500	1	

*1 U_{Bmax} 125 V ... with 2 poles connected in series

MCBs

S 200 series M-Z characteristic



S 201 M NA



S 203 M NA

With disconnecting neutral NA

Number of poles	Rated current In A	Bbn 4016779 EAN	Order details		Price 1 piece	Weight 1 piece kg	Pack unit pc.
			Type code	Order code			
1+NA	0.5	599962	S201M-Z0.5NA	2CDS271103R0158		0.260	5
	1	600002	S201M-Z1NA	2CDS271103R0218		0.260	5
	1.6	600033	S201M-Z1.6NA	2CDS271103R0258		0.260	5
	2	600057	S201M-Z2NA	2CDS271103R0278		0.260	5
	3	600071	S201M-Z3NA	2CDS271103R0318		0.260	5
	4	600101	S201M-Z4NA	2CDS271103R0338		0.260	5
	6	600125	S201M-Z6NA	2CDS271103R0378		0.260	5
	8	600156	S201M-Z8NA	2CDS271103R0408		0.260	5
	10	600170	S201M-Z10NA	2CDS271103R0428		0.260	5
	16	600194	S201M-Z16NA	2CDS271103R0468		0.260	5
	20	600217	S201M-Z20NA	2CDS271103R0488		0.260	5
	25	600248	S201M-Z25NA	2CDS271103R0518		0.260	5
	32	600262	S201M-Z32NA	2CDS271103R0538		0.260	5
	40	600286	S201M-Z40NA	2CDS271103R0558		0.260	5
	50	600309	S201M-Z50NA	2CDS271103R0578		0.320	5
	63	600323	S201M-Z63NA	2CDS271103R0608		0.320	5
3+NA	0.5	601474	S203M-Z0.5NA	2CDS273103R0158		0.520	1
	1	601481	S203M-Z1NA	2CDS273103R0218		0.520	1
	1.6	601498	S203M-Z1.6NA	2CDS273103R0258		0.520	1
	2	601504	S203M-Z2NA	2CDS273103R0278		0.520	1
	3	601511	S203M-Z3NA	2CDS273103R0318		0.520	1
	4	601528	S203M-Z4NA	2CDS273103R0338		0.520	1
	6	601535	S203M-Z6NA	2CDS273103R0378		0.520	1
	8	601542	S203M-Z8NA	2CDS273103R0408		0.520	1
	10	601559	S203M-Z10NA	2CDS273103R0428		0.520	1
	16	601566	S203M-Z16NA	2CDS273103R0468		0.520	1
	20	601573	S203M-Z20NA	2CDS273103R0488		0.520	1
	25	601580	S203M-Z25NA	2CDS273103R0518		0.520	1
	32	601597	S203M-Z32NA	2CDS273103R0538		0.520	1
	40	601603	S203M-Z40NA	2CDS273103R0558		0.520	1
	50	601610	S203M-Z50NA	2CDS273103R0578		0.640	1
	63	601627	S203M-Z63NA	2CDS273103R0608		0.640	1

MCBs

Supplementary protector S 200 MR series, 10kA

The S200 MR is a high-performance supplementary protector with ring cable lug connections conforming to UL 1077; CSA 22.2. No. 235 and IEC/EN 60947-2 standards. The integrated captive connecting screws simplify the connection of electric lines, provides extra protection and saves time.



S 201 M



S 202 M

Number of poles	Rated current In A	Bbn 4016779 EAN	Order details		Price 1 piece	Weight 1 piece kg	Pack unit pc.
			Type code	Order code			
1	0.2	954181	S201MR-K0.2	2CDS271437R0087		0.140	10
	0.3	956697	S201MR-K0.3	2CDS271437R0117		0.140	10
	0.5	956710	S201MR-K0.5	2CDS271437R0157		0.140	10
	0.75	956734	S201MR-K0.75	2CDS271437R0187		0.140	10
	1	956758	S201MR-K1	2CDS271437R0217		0.140	10
	1.6	956772	S201MR-K1.6	2CDS271437R0257		0.140	10
	2	956796	S201MR-K2	2CDS271437R0277		0.140	10
	3	956819	S201MR-K3	2CDS271437R0317		0.140	10
	4	956833	S201MR-K4	2CDS271437R0337		0.140	10
	5	956857	S201MR-K5	2CDS271437R0357		0.140	10
	6	956871	S201MR-K6	2CDS271437R0377		0.140	10
	8	956895	S201MR-K8	2CDS271437R0407		0.140	10
	10	956918	S201MR-K10	2CDS271437R0427		0.140	10
	13	956932	S201MR-K13	2CDS271437R0447		0.140	10
	15	956956	S201MR-K15	2CDS271437R0457		0.140	10
	16	956970	S201MR-K16	2CDS271437R0467		0.140	10
	20	956994	S201MR-K20	2CDS271437R0487		0.140	10
	25	957014	S201MR-K25	2CDS271437R0517		0.140	10
	30	957038	S201MR-K30	2CDS271437R0527		0.140	10
	32	957052	S201MR-K32	2CDS271437R0537		0.140	10
35	957076	S201MR-K35	2CDS271437R0547		0.140	10	
40	957090	S201MR-K40	2CDS271437R0557		0.140	10	
50	957113	S201MR-K50	2CDS271437R0577		0.140	10	
60	957137	S201MR-K60	2CDS271437R0587		0.140	10	
63	957151	S201MR-K63	2CDS271437R0607		0.140	10	
2	0.2	957670	S202MR-K0.2	2CDS272437R0087		0.280	5
	0.3	957694	S202MR-K0.3	2CDS272437R0117		0.280	5
	0.5	957717	S202MR-K0.5	2CDS272437R0157		0.280	5
	0.75	957731	S202MR-K0.75	2CDS272437R0187		0.280	5
	1	957755	S202MR-K1	2CDS272437R0217		0.280	5
	1.6	957779	S202MR-K1.6	2CDS272437R0257		0.280	5
	2	957793	S202MR-K2	2CDS272437R0277		0.280	5
	3	957816	S202MR-K3	2CDS272437R0317		0.280	5
	4	957830	S202MR-K4	2CDS272437R0337		0.280	5
	5	957854	S202MR-K5	2CDS272437R0357		0.280	5
	6	957878	S202MR-K6	2CDS272437R0377		0.280	5
	8	957892	S202MR-K8	2CDS272437R0407		0.280	5
	10	957915	S202MR-K10	2CDS272437R0427		0.280	5
	13	957939	S202MR-K13	2CDS272437R0447		0.280	5
	15	957953	S202MR-K15	2CDS272437R0457		0.280	5
	16	957977	S202MR-K16	2CDS272437R0467		0.280	5
	20	957991	S202MR-K20	2CDS272437R0487		0.280	5
	25	958011	S202MR-K25	2CDS272437R0517		0.280	5
	30	958035	S202MR-K30	2CDS272437R0527		0.280	5
	32	958059	S202MR-K32	2CDS272437R0537		0.280	5
35	958073	S202MR-K35	2CDS272437R0547		0.280	5	
40	958097	S202MR-K40	2CDS272437R0557		0.280	5	
50	958110	S202MR-K50	2CDS272437R0577		0.280	5	
60	958134	S202MR-K60	2CDS272437R0587		0.280	5	
63	958158	S202MR-K63	2CDS272437R0607		0.280	5	

MCBs

Supplementary protector S 200 MR series, 10kA



S 203 M



S 204 M

Number of poles	Rated current In A	Bbn 4016779 EAN	Order details		Price 1 piece	Weight 1 piece kg	Pack unit pc.
			Type code	Order code			
3	0.2	958677	S203MR-K0.2	2CDS273437R0087		0.420	3
	0.3	958691	S203MR-K0.3	2CDS273437R0117		0.420	3
	0.5	958714	S203MR-K0.5	2CDS273437R0157		0.420	3
	0.75	958738	S203MR-K0.75	2CDS273437R0187		0.420	3
	1	958752	S203MR-K1	2CDS273437R0217		0.420	3
	1.6	958776	S203MR-K1.6	2CDS273437R0257		0.420	3
	2	958790	S203MR-K2	2CDS273437R0277		0.420	3
	3	958813	S203MR-K3	2CDS273437R0317		0.420	3
	4	958837	S203MR-K4	2CDS273437R0337		0.420	3
	5	958851	S203MR-K5	2CDS273437R0357		0.420	3
	6	958875	S203MR-K6	2CDS273437R0377		0.420	3
	8	958899	S203MR-K8	2CDS273437R0407		0.420	3
	10	958912	S203MR-K10	2CDS273437R0427		0.420	3
	13	958936	S203MR-K13	2CDS273437R0447		0.420	3
	15	958950	S203MR-K15	2CDS273437R0457		0.420	3
	16	958974	S203MR-K16	2CDS273437R0467		0.420	3
	20	958998	S203MR-K20	2CDS273437R0487		0.420	3
	25	959018	S203MR-K25	2CDS273437R0517		0.420	3
	30	959032	S203MR-K30	2CDS273437R0527		0.420	3
	32	959056	S203MR-K32	2CDS273437R0537		0.420	3
35	959070	S203MR-K35	2CDS273437R0547		0.420	3	
40	959094	S203MR-K40	2CDS273437R0557		0.420	3	
50	959117	S203MR-K50	2CDS273437R0577		0.420	3	
60	959131	S203MR-K60	2CDS273437R0587		0.420	3	
63	959155	S203MR-K63	2CDS273437R0607		0.420	3	
4	0.2	959674	S204MR-K0.2	2CDS274437R0087		0.560	2
	0.3	959698	S204MR-K0.3	2CDS274437R0117		0.560	2
	0.5	959711	S204MR-K0.5	2CDS274437R0157		0.560	2
	0.75	959735	S204MR-K0.75	2CDS274437R0187		0.560	2
	1	959759	S204MR-K1	2CDS274437R0217		0.560	2
	1.6	959773	S204MR-K1.6	2CDS274437R0257		0.560	2
	2	959797	S204MR-K2	2CDS274437R0277		0.560	2
	3	959810	S204MR-K3	2CDS274437R0317		0.560	2
	4	959834	S204MR-K4	2CDS274437R0337		0.560	2
	5	959858	S204MR-K5	2CDS274437R0357		0.560	2
	6	959872	S204MR-K6	2CDS274437R0377		0.560	2
	8	959896	S204MR-K8	2CDS274437R0407		0.560	2
	10	959919	S204MR-K10	2CDS274437R0427		0.560	2
	13	959933	S204MR-K13	2CDS274437R0447		0.560	2
	15	959957	S204MR-K15	2CDS274437R0457		0.560	2
	16	959971	S204MR-K16	2CDS274437R0467		0.560	2
	20	959995	S204MR-K20	2CDS274437R0487		0.560	2
	25	960014	S204MR-K25	2CDS274437R0517		0.560	2
	30	960038	S204MR-K30	2CDS274437R0527		0.560	2
	32	960052	S204MR-K32	2CDS274437R0537		0.560	2
35	960076	S204MR-K35	2CDS274437R0547		0.560	2	
40	960090	S204MR-K40	2CDS274437R0557		0.560	2	
50	960113	S204MR-K50	2CDS274437R0577		0.560	2	
60	960137	S204MR-K60	2CDS274437R0587		0.560	2	
63	960151	S204MR-K63	2CDS274437R0607		0.560	2	

MCBs

S 200 series M UC B characteristic

Universal current range

S 200 M UC B characteristic

Function: protection and control of the circuits against overloads and short-circuits; protection for people and big length cables in TN and IT systems; version dedicated to application in direct current circuits for voltages up to 220 V DC 1 pole and 440 V DC 2, 3 and 4 poles.

Applications: Industrial.

Standard: IEC/EN 60898-2, IEC/EN 60947-2, UL1077, CSA 22.2 No. 235

(for DC applications, please note polarity of device)

Icu=10 kA



S 201 M UC



S 202 M UC

Number of poles	Rated current In A	Bbn 401361 EAN	Order details		Price 1 piece	Weight 1 piece kg	Pack unit pc.
			Type code	Order code			
1	6	4430596	S201M-B6UC	2CDS271061R0065		0.125	10
	10	4430602	S201M-B10UC	2CDS271061R0105		0.125	10
	13	4430619	S201M-B13UC	2CDS271061R0135		0.125	10
	16	4430626	S201M-B16UC	2CDS271061R0165		0.125	10
	20	4430633	S201M-B20UC	2CDS271061R0205		0.125	10
	25	4430640	S201M-B25UC	2CDS271061R0255		0.125	10
	32	4430657	S201M-B32UC	2CDS271061R0325		0.125	10
	40	4430664	S201M-B40UC	2CDS271061R0405		0.125	10
	50	4430671	S201M-B50UC	2CDS271061R0505		0.125	10
	63	4430688	S201M-B63UC	2CDS271061R0635		0.125	10
2	6	4432811	S202M-B6UC	2CDS272061R0065		0.250	5
	10	4432828	S202M-B10UC	2CDS272061R0105		0.250	5
	13	4432835	S202M-B13UC	2CDS272061R0135		0.250	5
	16	4432842	S202M-B16UC	2CDS272061R0165		0.250	5
	20	4432859	S202M-B20UC	2CDS272061R0205		0.250	5
	25	4432866	S202M-B25UC	2CDS272061R0255		0.250	5
	32	4432873	S202M-B32UC	2CDS272061R0325		0.250	5
	40	4432880	S202M-B40UC	2CDS272061R0405		0.250	5
	50	4432897	S202M-B50UC	2CDS272061R0505		0.250	5
	63	4432903	S202M-B63UC	2CDS272061R0635		0.250	5

MCBs

S 200 series M UC B characteristic

Universal current range



S 203 M UC



S 204 M UC

Number of poles	Rated current In A	Bbn 401361 EAN	Order details		Price 1 piece	Weight 1 piece kg	Pack unit pc.
			Type code	Order code			
3	6	4435034	S203M-B6UC	2CDS273061R0065		0.375	1
	10	4435041	S203M-B10UC	2CDS273061R0105		0.375	1
	13	4435058	S203M-B13UC	2CDS273061R0135		0.375	1
	16	4435065	S203M-B16UC	2CDS273061R0165		0.375	1
	20	4435072	S203M-B20UC	2CDS273061R0205		0.375	1
	25	4435089	S203M-B25UC	2CDS273061R0255		0.375	1
	32	4435096	S203M-B32UC	2CDS273061R0325		0.375	1
	40	4435102	S203M-B40UC	2CDS273061R0405		0.375	1
	50	4435119	S203M-B50UC	2CDS273061R0505		0.375	1
	63	4435126	S203M-B63UC	2CDS273061R0635		0.375	1
4	6	4437250	S204M-B6UC	2CDS274061R0065		0.500	1
	10	4437267	S204M-B10UC	2CDS274061R0105		0.500	1
	13	4437274	S204M-B13UC	2CDS274061R0135		0.500	1
	16	4437281	S204M-B16UC	2CDS274061R0165		0.500	1
	20	4437298	S204M-B20UC	2CDS274061R0205		0.500	1
	25	4437304	S204M-B25UC	2CDS274061R0255		0.500	1
	32	4437311	S204M-B32UC	2CDS274061R0325		0.500	1
	40	4437328	S204M-B40UC	2CDS274061R0405		0.500	1
	50	4437335	S204M-B50UC	2CDS274061R0505		0.500	1
	63	4437342	S204M-B63UC	2CDS274061R0635		0.500	1

MCBs

S 200 series M UC C characteristic

Universal current range

S 200 M UC C characteristic

Function: protection and control of the circuits against overloads and short-circuits; protection for people and big length cables in TN and IT systems; version dedicated to application in direct current circuits for voltages up to 220 V DC 1 pole and 440 V DC 2, 3 and 4 poles.

Applications: Industrial.

Standard: IEC/EN 60898-2, IEC/EN 60947-2, UL1077, CSA 22.2 No. 235

(for DC applications, please note polarity of device)

I_{cu}=10 kA



S 201 M UC



S 202 M UC

Number of poles	Rated current In A	Bbn 401361 EAN	Order details		Price 1 piece	Weight 1 piece kg	Pack unit pc.
			Type code	Order code			
1	0.5	4430695	S201M-C0.5UC	2CDS271061R0984		0.125	10
	1	4430701	S201M-C1UC	2CDS271061R0014		0.125	10
	1.6	4430718	S201M-C1.6UC	2CDS271061R0974		0.125	10
	2	4430725	S201M-C2UC	2CDS271061R0024		0.125	10
	3	4430732	S201M-C3UC	2CDS271061R0034		0.125	10
	4	4430749	S201M-C4UC	2CDS271061R0044		0.125	10
	6	4430756	S201M-C6UC	2CDS271061R0064		0.125	10
	8	4430763	S201M-C8UC	2CDS271061R0084		0.125	10
	10	4430770	S201M-C10UC	2CDS271061R0104		0.125	10
	13	4430787	S201M-C13UC	2CDS271061R0134		0.125	10
	16	4430794	S201M-C16UC	2CDS271061R0164		0.125	10
	20	4430800	S201M-C20UC	2CDS271061R0204		0.125	10
	25	4430817	S201M-C25UC	2CDS271061R0254		0.125	10
	32	4430824	S201M-C32UC	2CDS271061R0324		0.125	10
	40	4430831	S201M-C40UC	2CDS271061R0404		0.125	10
50	4430848	S201M-C50UC	2CDS271061R0504		0.125	10	
63	4430855	S201M-C63UC	2CDS271061R0634		0.125	10	
2	0.5	4432910	S202M-C0.5UC	2CDS272061R0984		0.250	5
	1	4432927	S202M-C1UC	2CDS272061R0014		0.250	5
	1.6	4432934	S202M-C1.6UC	2CDS272061R0974		0.250	5
	2	4432941	S202M-C2UC	2CDS272061R0024		0.250	5
	3	4432958	S202M-C3UC	2CDS272061R0034		0.250	5
	4	4432965	S202M-C4UC	2CDS272061R0044		0.250	5
	6	4432972	S202M-C6UC	2CDS272061R0064		0.250	5
	8	4432989	S202M-C8UC	2CDS272061R0084		0.250	5
	10	4432996	S202M-C10UC	2CDS272061R0104		0.250	5
	13	4433009	S202M-C13UC	2CDS272061R0134		0.250	5
	16	4433016	S202M-C16UC	2CDS272061R0164		0.250	5
	20	4433023	S202M-C20UC	2CDS272061R0204		0.250	5
	25	4433030	S202M-C25UC	2CDS272061R0254		0.250	5
	32	4433047	S202M-C32UC	2CDS272061R0324		0.250	5
	40	4433054	S202M-C40UC	2CDS272061R0404		0.250	5
50	4433061	S202M-C50UC	2CDS272061R0504		0.250	5	
63	4433078	S202M-C63UC	2CDS272061R0634		0.250	5	

MCBs

S 200 series M UC C characteristic

Universal current range



S 203 M UC



S 204 M UC

Number of poles	Rated current In A	Bbn 401361 EAN	Order details		Price 1 piece	Weight 1 piece kg	Pack unit pc.
			Type code	Order code			
3	0.5	4435133	S203M-C0.5UC	2CDS273061R0984		0.375	1
	1	4435140	S203M-C1UC	2CDS273061R0014		0.375	1
	1.6	4435157	S203M-C1.6UC	2CDS273061R0974		0.375	1
	2	4435164	S203M-C2UC	2CDS273061R0024		0.375	1
	3	4435171	S203M-C3UC	2CDS273061R0034		0.375	1
	4	4435188	S203M-C4UC	2CDS273061R0044		0.375	1
	6	4435195	S203M-C6UC	2CDS273061R0064		0.375	1
	8	4435201	S203M-C8UC	2CDS273061R0084		0.375	1
	10	4435218	S203M-C10UC	2CDS273061R0104		0.375	1
	13	4435225	S203M-C13UC	2CDS273061R0134		0.375	1
	16	4435232	S203M-C16UC	2CDS273061R0164		0.375	1
	20	4435249	S203M-C20UC	2CDS273061R0204		0.375	1
	25	4435256	S203M-C25UC	2CDS273061R0254		0.375	1
	32	4435263	S203M-C32UC	2CDS273061R0324		0.375	1
	40	4435270	S203M-C40UC	2CDS273061R0404		0.375	1
50	4435287	S203M-C50UC	2CDS273061R0504		0.375	1	
63	4435294	S203M-C63UC	2CDS273061R0634		0.375	1	
4	0.5	4437359	S204M-C0.5UC	2CDS274061R0984		0.500	1
	1	4437366	S204M-C1UC	2CDS274061R0014		0.500	1
	1.6	4437373	S204M-C1.6UC	2CDS274061R0974		0.500	1
	2	4437380	S204M-C2UC	2CDS274061R0024		0.500	1
	3	4437397	S204M-C3UC	2CDS274061R0034		0.500	1
	4	4437403	S204M-C4UC	2CDS274061R0044		0.500	1
	6	4437410	S204M-C6UC	2CDS274061R0064		0.500	1
	8	4437427	S204M-C8UC	2CDS274061R0084		0.500	1
	10	4437434	S204M-C10UC	2CDS274061R0104		0.500	1
	13	4437441	S204M-C13UC	2CDS274061R0134		0.500	1
	16	4437458	S204M-C16UC	2CDS274061R0164		0.500	1
	20	4437465	S204M-C20UC	2CDS274061R0204		0.500	1
	25	4437472	S204M-C25UC	2CDS274061R0254		0.500	1
	32	4437489	S204M-C32UC	2CDS274061R0324		0.500	1
	40	4437496	S204M-C40UC	2CDS274061R0404		0.500	1
50	4437502	S204M-C50UC	2CDS274061R0504		0.500	1	
63	4437519	S204M-C63UC	2CDS274061R0634		0.500	1	

MCBs

S 200 series M UC – Universal current range K characteristic

S 200 M UC K characteristic

Function: protection and control of the circuits against overloads and short-circuits; protection for people and big length cables in TN and IT systems; version dedicated to application in direct current circuits for voltages up to 220 V DC 1 pole and 440 V DC 2, 3 and 4 poles.

Applications: Industrial.

Standard: IEC/EN 60947-2, UL1077, CSA 22.2 No. 235

(for DC applications, please note polarity of device)

Icu=10 kA



S 201 M UC

Number of poles	Rated current In A	Bbn 401361 EAN	Order details		Price 1 piece	Weight 1 piece kg	Pack unit pc.
			Type code	Order code			
1	0.2	4430862	S201M-K0.2UC	2CDS271061R0087		0.125	10
	0.3	4430879	S201M-K0.3UC	2CDS271061R0117		0.125	10
	0.5	4430886	S201M-K0.5UC	2CDS271061R0157		0.125	10
	0.75	4430893	S201M-K0.75UC	2CDS271061R0187		0.125	10
	1	4430909	S201M-K1UC	2CDS271061R0217		0.125	10
	1.6	4430916	S201M-K1.6UC	2CDS271061R0257		0.125	10
	2	4430923	S201M-K2UC	2CDS271061R0277		0.125	10
	3	4430930	S201M-K3UC	2CDS271061R0317		0.125	10
	4	4430947	S201M-K4UC	2CDS271061R0337		0.125	10
	5	4430954	S201M-K5UC	2CDS271061R0357		0.125	10
	6	4430961	S201M-K6UC	2CDS271061R0377		0.125	10
	8	4430978	S201M-K8UC	2CDS271061R0407		0.125	10
	10	4430985	S201M-K10UC	2CDS271061R0427		0.125	10
	13	4430992	S201M-K13UC	2CDS271061R0447		0.125	10
	15	4431005	S201M-K15UC	2CDS271061R0457		0.125	10
	16	4431012	S201M-K16UC	2CDS271061R0467		0.125	10
	20	4431029	S201M-K20UC	2CDS271061R0487		0.125	10
	25	4431036	S201M-K25UC	2CDS271061R0517		0.125	10
	30	4431043	S201M-K30UC	2CDS271061R0527		0.125	10
	32	4431050	S201M-K32UC	2CDS271061R0537		0.125	10
	35	4431067	S201M-K35UC	2CDS271061R0547		0.125	10
40	4431074	S201M-K40UC	2CDS271061R0557		0.125	10	
50	4431081	S201M-K50UC	2CDS271061R0577		0.125	10	
60	4431098	S201M-K60UC	2CDS271061R0587		0.125	10	
63	4431104	S201M-K63UC	2CDS271061R0607		0.125	10	

MCBs

S 200 series M UC – Universal current range K characteristic



S 202 M UC



S 203 M UC

Number of poles	Rated current In A	Bbn 401361 EAN	Order details		Price 1 piece	Weight 1 piece kg	Pack unit pc.
			Type code	Order code			
2	0.2	4433085	S202M-K0.2UC	2CDS272061R0087		0.250	5
	0.3	4433092	S202M-K0.3UC	2CDS272061R0117		0.250	5
	0.5	4433108	S202M-K0.5UC	2CDS272061R0157		0.250	5
	0.75	4433115	S202M-K0.75UC	2CDS272061R0187		0.250	5
	1	4433122	S202M-K1UC	2CDS272061R0217		0.250	5
	1.6	4433139	S202M-K1.6UC	2CDS272061R0257		0.250	5
	2	4433146	S202M-K2UC	2CDS272061R0277		0.250	5
	3	4433153	S202M-K3UC	2CDS272061R0317		0.250	5
	4	4433160	S202M-K4UC	2CDS272061R0337		0.250	5
	5	4433177	S202M-K5UC	2CDS272061R0357		0.250	5
	6	4433184	S202M-K6UC	2CDS272061R0377		0.250	5
	8	4433191	S202M-K8UC	2CDS272061R0407		0.250	5
	10	4433207	S202M-K10UC	2CDS272061R0427		0.250	5
	13	4433214	S202M-K13UC	2CDS272061R0447		0.250	5
	15	4433221	S202M-K15UC	2CDS272061R0457		0.250	5
	16	4433238	S202M-K16UC	2CDS272061R0467		0.250	5
	20	4433245	S202M-K20UC	2CDS272061R0487		0.250	5
25	4433252	S202M-K25UC	2CDS272061R0517		0.250	5	
30	4433269	S202M-K30UC	2CDS272061R0527		0.250	5	
32	4433276	S202M-K32UC	2CDS272061R0537		0.250	5	
35	4433283	S202M-K35UC	2CDS272061R0547		0.250	5	
40	4433290	S202M-K40UC	2CDS272061R0557		0.250	5	
50	4433306	S202M-K50UC	2CDS272061R0577		0.250	5	
60	4433313	S202M-K60UC	2CDS272061R0587		0.250	5	
63	4433320	S202M-K63UC	2CDS272061R0607		0.250	5	
3	0.2	4435300	S203M-K0.2UC	2CDS273061R0087		0.375	1
	0.3	4435317	S203M-K0.3UC	2CDS273061R0117		0.375	1
	0.5	4435324	S203M-K0.5UC	2CDS273061R0157		0.375	1
	0.75	4435331	S203M-K0.75UC	2CDS273061R0187		0.375	1
	1	4435348	S203M-K1UC	2CDS273061R0217		0.375	1
	1.6	4435355	S203M-K1.6UC	2CDS273061R0257		0.375	1
	2	4435362	S203M-K2UC	2CDS273061R0277		0.375	1
	3	4435379	S203M-K3UC	2CDS273061R0317		0.375	1
	4	4435386	S203M-K4UC	2CDS273061R0337		0.375	1
	5	4435393	S203M-K5UC	2CDS273061R0357		0.375	1
	6	4435409	S203M-K6UC	2CDS273061R0377		0.375	1
	8	4435416	S203M-K8UC	2CDS273061R0407		0.375	1
	10	4435423	S203M-K10UC	2CDS273061R0427		0.375	1
	13	4435430	S203M-K13UC	2CDS273061R0447		0.375	1
	15	4435447	S203M-K15UC	2CDS273061R0457		0.375	1
	16	4435454	S203M-K16UC	2CDS273061R0467		0.375	1
	20	4435461	S203M-K20UC	2CDS273061R0487		0.375	1
25	4435478	S203M-K25UC	2CDS273061R0517		0.375	1	
30	4435485	S203M-K30UC	2CDS273061R0527		0.375	1	
32	4435492	S203M-K32UC	2CDS273061R0537		0.375	1	
35	4435508	S203M-K35UC	2CDS273061R0547		0.375	1	
40	4435515	S203M-K40UC	2CDS273061R0557		0.375	1	
50	4435522	S203M-K50UC	2CDS273061R0577		0.375	1	
60	4435539	S203M-K60UC	2CDS273061R0587		0.375	1	
63	4435546	S203M-K63UC	2CDS273061R0607		0.375	1	

MCBs

S 200 series M UC – Universal current range K characteristic



S 204 M UC

Number of poles	Rated current In A	Bbn 401361 EAN	Order details		Price 1 piece	Weight 1 piece kg	Pack unit pc.
			Type code	Order code			
4	0.2	4437526	S204M-K0.2UC	2CDS274061R0087		0.500	1
	0.3	4437533	S204M-K0.3UC	2CDS274061R0117		0.500	1
	0.5	4437540	S204M-K0.5UC	2CDS274061R0157		0.500	1
	0.75	4437557	S204M-K0.75UC	2CDS274061R0187		0.500	1
	1	4437564	S204M-K1UC	2CDS274061R0217		0.500	1
	1.6	4437571	S204M-K1.6UC	2CDS274061R0257		0.500	1
	2	4437588	S204M-K2UC	2CDS274061R0277		0.500	1
	3	4437595	S204M-K3UC	2CDS274061R0317		0.500	1
	4	4437601	S204M-K4UC	2CDS274061R0337		0.500	1
	5	4437618	S204M-K5UC	2CDS274061R0357		0.500	1
	6	4437625	S204M-K6UC	2CDS274061R0377		0.500	1
	8	4437632	S204M-K8UC	2CDS274061R0407		0.500	1
	10	4437649	S204M-K10UC	2CDS274061R0427		0.500	1
	13	4437656	S204M-K13UC	2CDS274061R0447		0.500	1
	15	4437663	S204M-K15UC	2CDS274061R0457		0.500	1
	16	4437670	S204M-K16UC	2CDS274061R0467		0.500	1
	20	4437687	S204M-K20UC	2CDS274061R0487		0.500	1
	25	4437694	S204M-K25UC	2CDS274061R0517		0.500	1
	30	4437700	S204M-K30UC	2CDS274061R0527		0.500	1
	32	4437717	S204M-K32UC	2CDS274061R0537		0.500	1
35	4437724	S204M-K35UC	2CDS274061R0547		0.500	1	
40	4437731	S204M-K40UC	2CDS274061R0557		0.500	1	
50	4437748	S204M-K50UC	2CDS274061R0577		0.500	1	
60	4437755	S204M-K60UC	2CDS274061R0587		0.500	1	
63	4437762	S204M-K63UC	2CDS274061R0607		0.500	1	

MCBs

S 200 series M UC – Universal current range Z characteristic

S 200 M UC Z characteristic

Function: protection and control of the circuits against overloads and short-circuits; protection for people and big length cables in TN and IT systems; version dedicated to application in direct current circuits for voltages up to 220 V DC 1 pole and 440 V DC 2, 3 and 4 poles.

Applications: Industrial.

Standard: IEC/EN 60947-2, UL1077, CSA 22.2 No. 235

(for DC applications, please note polarity of device)

Icu=10 kA



S 201 M UC



S 202 M UC

Number of poles	Rated current In A	Bbn 401361 EAN	Order details		Price 1 piece	Weight 1 piece kg	Pack unit pc.
			Type code	Order code			
1	0.5	4431111	S201M-Z0.5UC	2CDS271061R0158		0.125	1
	1	4431128	S201M-Z1UC	2CDS271061R0218		0.125	1
	1.6	4431135	S201M-Z1.6UC	2CDS271061R0258		0.125	1
	2	4431142	S201M-Z2UC	2CDS271061R0278		0.125	1
	3	4431159	S201M-Z3UC	2CDS271061R0318		0.125	1
	4	4431166	S201M-Z4UC	2CDS271061R0338		0.125	1
	5	4431173	S201M-Z5UC	2CDS271061R0358		0.125	1
	6	4431180	S201M-Z6UC	2CDS271061R0378		0.125	1
	8	4431197	S201M-Z8UC	2CDS271061R0408		0.125	1
	10	4431203	S201M-Z10UC	2CDS271061R0428		0.125	1
	15	4431227	S201M-Z15UC	2CDS271061R0458		0.125	1
	16	4431234	S201M-Z16UC	2CDS271061R0468		0.125	1
	20	4431241	S201M-Z20UC	2CDS271061R0488		0.125	1
	25	4431258	S201M-Z25UC	2CDS271061R0518		0.125	1
	30	4431265	S201M-Z30UC	2CDS271061R0528		0.125	1
	32	4431272	S201M-Z32UC	2CDS271061R0538		0.125	1
	35	4431289	S201M-Z35UC	2CDS271061R0548		0.125	1
40	4431296	S201M-Z40UC	2CDS271061R0558		0.125	1	
50	4431302	S201M-Z50UC	2CDS271061R0578		0.125	1	
60	4431319	S201M-Z60UC	2CDS271061R0588		0.125	1	
63	4431326	S201M-Z63UC	2CDS271061R0608		0.125	1	
2	0.5	4433337	S202M-Z0.5UC	2CDS272061R0158		0.250	5
	1	4433344	S202M-Z1UC	2CDS272061R0218		0.250	5
	1.6	4433351	S202M-Z1.6UC	2CDS272061R0258		0.250	5
	2	4433368	S202M-Z2UC	2CDS272061R0278		0.250	5
	3	4433375	S202M-Z3UC	2CDS272061R0318		0.250	5
	4	4433382	S202M-Z4UC	2CDS272061R0338		0.250	5
	5	4433399	S202M-Z5UC	2CDS272061R0358		0.250	5
	6	4433405	S202M-Z6UC	2CDS272061R0378		0.250	5
	8	4433412	S202M-Z8UC	2CDS272061R0408		0.250	5
	10	4433429	S202M-Z10UC	2CDS272061R0428		0.250	5
	15	4433443	S202M-Z15UC	2CDS272061R0458		0.250	5
	16	4433450	S202M-Z16UC	2CDS272061R0468		0.250	5
	20	4433467	S202M-Z20UC	2CDS272061R0488		0.250	5
	25	4433474	S202M-Z25UC	2CDS272061R0518		0.250	5
	30	4433481	S202M-Z30UC	2CDS272061R0528		0.250	5
	32	4433498	S202M-Z32UC	2CDS272061R0538		0.250	5
	35	4433504	S202M-Z35UC	2CDS272061R0548		0.250	5
40	4433511	S202M-Z40UC	2CDS272061R0558		0.250	5	
50	4433528	S202M-Z50UC	2CDS272061R0578		0.250	5	
60	4433535	S202M-Z60UC	2CDS272061R0588		0.250	5	
63	4433542	S202M-Z63UC	2CDS272061R0608		0.250	5	

MCBs

S 200 series M UC – Universal current range Z characteristic



S 203 M UC



S 204 M UC

Number of poles	Rated current In A	Bbn 401361 EAN	Order details		Price 1 piece	Weight 1 piece kg	Pack unit pc.
			Type code	Order code			
3	0.5	4435553	S203M-Z0.5UC	2CDS273061R0158		0.375	1
	1	4435560	S203M-Z1UC	2CDS273061R0218		0.375	1
	1.6	4435577	S203M-Z1.6UC	2CDS273061R0258		0.375	1
	2	4435584	S203M-Z2UC	2CDS273061R0278		0.375	1
	3	4435591	S203M-Z3UC	2CDS273061R0318		0.375	1
	4	4435607	S203M-Z4UC	2CDS273061R0338		0.375	1
	5	4435614	S203M-Z5UC	2CDS273061R0358		0.375	1
	6	4435621	S203M-Z6UC	2CDS273061R0378		0.375	1
	8	4435638	S203M-Z8UC	2CDS273061R0408		0.375	1
	10	4435645	S203M-Z10UC	2CDS273061R0428		0.375	1
	15	4435669	S203M-Z15UC	2CDS273061R0458		0.375	1
	16	4435676	S203M-Z16UC	2CDS273061R0468		0.375	1
	20	4435683	S203M-Z20UC	2CDS273061R0488		0.375	1
	25	4435690	S203M-Z25UC	2CDS273061R0518		0.375	1
	30	4435706	S203M-Z30UC	2CDS273061R0528		0.375	1
	32	4435713	S203M-Z32UC	2CDS273061R0538		0.375	1
	35	4435720	S203M-Z35UC	2CDS273061R0548		0.375	1
40	4435737	S203M-Z40UC	2CDS273061R0558		0.375	1	
50	4435744	S203M-Z50UC	2CDS273061R0578		0.375	1	
60	4435751	S203M-Z60UC	2CDS273061R0588		0.375	1	
63	4435768	S203M-Z63UC	2CDS273061R0608		0.375	1	
4	0.5	4437779	S204M-Z0.5UC	2CDS274061R0158		0.500	1
	1	4437786	S204M-Z1UC	2CDS274061R0218		0.500	1
	1.6	4437793	S204M-Z1.6UC	2CDS274061R0258		0.500	1
	2	4437809	S204M-Z2UC	2CDS274061R0278		0.500	1
	3	4437816	S204M-Z3UC	2CDS274061R0318		0.500	1
	4	4437823	S204M-Z4UC	2CDS274061R0338		0.500	1
	5	4437830	S204M-Z5UC	2CDS274061R0358		0.500	1
	6	4437847	S204M-Z6UC	2CDS274061R0378		0.500	1
	8	4437854	S204M-Z8UC	2CDS274061R0408		0.500	1
	10	4437861	S204M-Z10UC	2CDS274061R0428		0.500	1
	15	4437885	S204M-Z15UC	2CDS274061R0458		0.500	1
	16	4437892	S204M-Z16UC	2CDS274061R0468		0.500	1
	20	4437908	S204M-Z20UC	2CDS274061R0488		0.500	1
	25	4437915	S204M-Z25UC	2CDS274061R0518		0.500	1
	30	4437922	S204M-Z30UC	2CDS274061R0528		0.500	1
	32	4437939	S204M-Z32UC	2CDS274061R0538		0.500	1
	35	4437946	S204M-Z35UC	2CDS274061R0548		0.500	1
40	4437953	S204M-Z40UC	2CDS274061R0558		0.500	1	
50	4437960	S204M-Z50UC	2CDS274061R0578		0.500	1	
60	4437977	S204M-Z60UC	2CDS274061R0588		0.500	1	
63	4437984	S204M-Z63UC	2CDS274061R0608		0.500	1	

MCBs

S 300 series P-B characteristic

S 300 P-B characteristic

Function: protection and control of the circuits against overloads and short-circuits; protection for people and large length of cables in TN and IT systems.

Applications: commercial and industrial.

Standard: IEC/EN 60898-1, IEC/EN 60947-2

Icu=25 kA; 100 kA (≤ 6 A)


Icn=25 kA (≤ 25 A); 20 kA (32-40 A); 15 kA (>40 A);



S 301 P



S 302 P




S 303 P

Number of poles	Rated current In A	Bbn 401677 EAN	Order details		Price 1 piece	Weight 1 piece kg	Pack unit pc.
			Type code	Order code			
1	6	9080583	S301P-B6	2CDS381001R0065	0.124	10	
	8	9086011	S301P-B8	2CDS381001R0085	0.124	10	
	10	9080521	S301P-B10	2CDS381001R0105	0.124	10	
	13	9080484	S301P-B13	2CDS381001R0135	0.124	10	
	16	9080439	S301P-B16	2CDS381001R0165	0.124	10	
	20	9080392	S301P-B20	2CDS381001R0205	0.124	10	
	25	9080347	S301P-B25	2CDS381001R0255	0.124	10	
	32	9080255	S301P-B32	2CDS381001R0325	0.124	10	
	40	9080187	S301P-B40	2CDS381001R0405	0.124	10	
	50	9080064	S301P-B50	2CDS381001R0505	0.124	10	
	63	9079938	S301P-B63	2CDS381001R0635	0.124	10	
2	6	9078993	S302P-B6	2CDS382001R0065	0.248	5	
	8	9086059	S302P-B8	2CDS382001R0085	0.248	5	
	10	9078931	S302P-B10	2CDS382001R0105	0.248	5	
	13	9078894	S302P-B13	2CDS382001R0135	0.248	5	
	16	9078849	S302P-B16	2CDS382001R0165	0.248	5	
	20	9078801	S302P-B20	2CDS382001R0205	0.248	5	
	25	9078757	S302P-B25	2CDS382001R0255	0.248	5	
	32	9078665	S302P-B32	2CDS382001R0325	0.248	5	
	40	9078597	S302P-B40	2CDS382001R0405	0.248	5	
	50	9078474	S302P-B50	2CDS382001R0505	0.248	5	
	63	9078344	S302P-B63	2CDS382001R0635	0.248	5	
3	6	9078191	S303P-B6	2CDS383001R0065	0.372	1	
	8	9086073	S303P-B8	2CDS383001R0085	0.372	1	
	10	9078139	S303P-B10	2CDS383001R0105	0.372	1	
	13	9078092	S303P-B13	2CDS383001R0135	0.372	1	
	16	9078047	S303P-B16	2CDS383001R0165	0.372	1	
	20	9078009	S303P-B20	2CDS383001R0205	0.372	1	
	25	9077958	S303P-B25	2CDS383001R0255	0.372	1	
	32	9077866	S303P-B32	2CDS383001R0325	0.372	1	
	40	9077798	S303P-B40	2CDS383001R0405	0.372	1	
	50	9077675	S303P-B50	2CDS383001R0505	0.372	1	
	63	9077545	S303P-B63	2CDS383001R0635	0.372	1	

MCBs

S 300 series P-B characteristic



S 304 P


Number of poles	Rated current In A	Bbn 401677 EAN	Order details		Price 1 piece	Weight 1 piece kg	Pack unit pc.
			Type code	Order code			
4	6	9076593	S304P-B6	2CDS384001R0065		0.496	1
	8	9086110	S304P-B8	2CDS384001R0085		0.496	1
	10	9076531	S304P-B10	2CDS384001R0105		0.496	1
	13	9076494	S304P-B13	2CDS384001R0135		0.496	1
	16	9076449	S304P-B16	2CDS384001R0165		0.496	1
	20	9135559	S304P-B20	2CDS384001R0205		0.496	1
	25	9076357	S304P-B25	2CDS384001R0255		0.496	1
	32	9076265	S304P-B32	2CDS384001R0325		0.496	1
	40	9076197	S304P-B40	2CDS384001R0405		0.496	1
	50	9076074	S304P-B50	2CDS384001R0505		0.496	1
	63	9075947	S304P-B63	2CDS384001R0635		0.496	1

With disconnecting neutral NA



S 301 P NA

Number of poles	Rated current In A	Bbn 401677 EAN	Order details		Price 1 piece	Weight 1 piece kg	Pack unit pc.
			Type code	Order code			
1+NA	6	9079785	S301P-B6NA	2CDS381103R0065		0.248	5
	8	9086035	S301P-B8NA	2CDS381103R0085		0.248	5
	10	9079730	S301P-B10NA	2CDS381103R0105		0.248	5
	13	9079693	S301P-B13NA	2CDS381103R0135		0.248	5
	16	9079648	S301P-B16NA	2CDS381103R0165		0.248	5
	20	9079600	S301P-B20NA	2CDS381103R0205		0.248	5
	25	9079556	S301P-B25NA	2CDS381103R0255		0.248	5
	32	9079464	S301P-B32NA	2CDS381103R0325		0.248	5
	40	9079396	S301P-B40NA	2CDS381103R0405		0.248	5
	50	9079273	S301P-B50NA	2CDS381103R0505		0.248	5
	63	9079143	S301P-B63NA	2CDS381103R0635		0.248	5
3+NA	6	9077392	S303P-B6NA	2CDS383103R0065		0.496	1
	8	9086097	S303P-B8NA	2CDS383103R0085		0.496	1
	10	9077330	S303P-B10NA	2CDS383103R0105		0.496	1
	13	9077293	S303P-B13NA	2CDS383103R0135		0.496	1
	16	9077248	S303P-B16NA	2CDS383103R0165		0.496	1
	20	9135641	S303P-B20NA	2CDS383103R0205		0.496	1
	25	9077156	S303P-B25NA	2CDS383103R0255		0.496	1
	32	9077064	S303P-B32NA	2CDS383103R0325		0.496	1
	40	9076999	S303P-B40NA	2CDS383103R0405		0.496	1
	50	9076876	S303P-B50NA	2CDS383103R0505		0.496	1
	63	9076746	S303P-B63NA	2CDS383103R0635		0.496	1



S 303 P NA

MCBs

S 300 series P-C characteristic

S 300 P-C characteristic

Function: protection and control of the circuits against overloads and short-circuits; protection for people and large length of cables in TN and IT systems.

Applications: commercial and industrial.


Standard: IEC/EN 60898-1, IEC/EN 60947-2

Icu=25 kA; 100 kA (≤ 6 A)

Icn=25 kA (≤ 25 A); 20 kA (32-40 A); 15 kA (>40 A);



S 301 P




S 302 P


Number of poles	Rated current In A	Bbn 401677 EAN	Order details		Price 1 piece	Weight 1 piece kg	Pack unit pc.
			Type code	Order code			
1	0,5	9079891	S301P-C0,5	2CDS381001R0984		0.124	10
	1	9080675	S301P-C1	2CDS381001R0014		0.124	10
	1,6	9079914	S301P-C1,6	2CDS381001R0974		0.124	10
	2	9080651	S301P-C2	2CDS381001R0024		0.124	10
	3	9080637	S301P-C3	2CDS381001R0034		0.124	10
	4	9080613	S301P-C4	2CDS381001R0044		0.124	10
	6	9080590	S301P-C6	2CDS381001R0064		0.124	10
	8	9080569	S301P-C8	2CDS381001R0084		0.124	10
	10	9080538	S301P-C10	2CDS381001R0104		0.124	10
	13	9080491	S301P-C13	2CDS381001R0134		0.124	10
	16	9080446	S301P-C16	2CDS381001R0164		0.124	10
	20	9080408	S301P-C20	2CDS381001R0204		0.124	10
	25	9080354	S301P-C25	2CDS381001R0254		0.124	10
	32	9080262	S301P-C32	2CDS381001R0324		0.124	10
	40	9080194	S301P-C40	2CDS381001R0404		0.124	10
	50	9080071	S301P-C50	2CDS381001R0504		0.124	10
63	9079945	S301P-C63	2CDS381001R0634		0.124	10	
2	0,5	9078306	S302P-C0,5	2CDS382001R0984		0.248	5
	1	9079082	S302P-C1	2CDS382001R0014		0.248	5
	1,6	9078320	S302P-C1,6	2CDS382001R0974		0.248	5
	2	9079068	S302P-C2	2CDS382001R0024		0.248	5
	3	9079044	S302P-C3	2CDS382001R0034		0.248	5
	4	9079020	S302P-C4	2CDS382001R0044		0.248	5
	6	9079006	S302P-C6	2CDS382001R0064		0.248	5
	8	9078979	S302P-C8	2CDS382001R0084		0.248	5
	10	9078948	S302P-C10	2CDS382001R0104		0.248	5
	13	9078900	S302P-C13	2CDS382001R0134		0.248	5
	16	9078856	S302P-C16	2CDS382001R0164		0.248	5
	20	9078818	S302P-C20	2CDS382001R0204		0.248	5
	25	9078764	S302P-C25	2CDS382001R0254		0.248	5
	32	9078672	S302P-C32	2CDS382001R0324		0.248	5
	40	9078603	S302P-C40	2CDS382001R0404		0.248	5
	50	9078481	S302P-C50	2CDS382001R0504		0.248	5
63	9078351	S302P-C63	2CDS382001R0634		0.248	5	

MCBs

S 300 series P-C characteristic



S 303 P




S 304 P


Number of poles	Rated current In A	Bbn 401677 EAN	Order details		Price 1 piece	Weight 1 piece kg	Pack unit pc.
			Type code	Order code			
3	0,5	9077507	S303P-C0,5	2CDS383001R0984		0.372	1
	1	9078283	S303P-C1	2CDS383001R0014		0.372	1
	1,6	9077521	S303P-C1,6	2CDS383001R0974		0.372	1
	2	9078269	S303P-C2	2CDS383001R0024		0.372	1
	3	9078245	S303P-C3	2CDS383001R0034		0.372	1
	4	9078221	S303P-C4	2CDS383001R0044		0.372	1
	6	9078207	S303P-C6	2CDS383001R0064		0.372	1
	8	9078177	S303P-C8	2CDS383001R0084		0.372	1
	10	9078146	S303P-C10	2CDS383001R0104		0.372	1
	13	9078108	S303P-C13	2CDS383001R0134		0.372	1
	16	9078054	S303P-C16	2CDS383001R0164		0.372	1
	20	9078016	S303P-C20	2CDS383001R0204		0.372	1
	25	9077965	S303P-C25	2CDS383001R0254		0.372	1
	32	9077873	S303P-C32	2CDS383001R0324		0.372	1
	40	9077804	S303P-C40	2CDS383001R0404		0.372	1
50	9077682	S303P-C50	2CDS383001R0504		0.372	1	
63	9077552	S303P-C63	2CDS383001R0634		0.372	1	
4	0,5	9135511	S304P-C0,5	2CDS384001R0984		0.496	1
	1	9076685	S304P-C1	2CDS384001R0014		0.496	1
	1,6	9075923	S304P-C1,6	2CDS384001R0974		0.496	1
	2	9076661	S304P-C2	2CDS384001R0024		0.496	1
	3	9076647	S304P-C3	2CDS384001R0034		0.496	1
	4	9076623	S304P-C4	2CDS384001R0044		0.496	1
	6	9135573	S304P-C6	2CDS384001R0064		0.496	1
	8	9076579	S304P-C8	2CDS384001R0084		0.496	1
	10	9076548	S304P-C10	2CDS384001R0104		0.496	1
	13	9135566	S304P-C13	2CDS384001R0134		0.496	1
	16	9076456	S304P-C16	2CDS384001R0164		0.496	1
	20	9076418	S304P-C20	2CDS384001R0204		0.496	1
	25	9076364	S304P-C25	2CDS384001R0254		0.496	1
	32	9076272	S304P-C32	2CDS384001R0324		0.496	1
	40	9135689	S304P-C40	2CDS384001R0404		0.496	1
50	9076081	S304P-C50	2CDS384001R0504		0.496	1	
63	9075954	S304P-C63	2CDS384001R0634		0.496	1	

MCBs

S 300 series P-C characteristic



S 301 P NA



S 303 P NA

With disconnecting neutral NA

Number of poles	Rated current In A	Bbn 401677 EAN	Order details		Price 1 piece	Weight 1 piece kg	Pack unit pc.
			Type code	Order code			
1+NA	0,5	9079105	S301P-C0,5NA	2CDS381103R0984	0.248	5	
	1	9079877	S301P-C1NA	2CDS381103R0014	0.248	5	
	1,6	9079129	S301P-C1,6NA	2CDS381103R0974	0.248	5	
	2	9079853	S301P-C2NA	2CDS381103R0024	0.248	5	
	3	9079839	S301P-C3NA	2CDS381103R0034	0.248	5	
	4	9079815	S301P-C4NA	2CDS381103R0044	0.248	5	
	6	9079792	S301P-C6NA	2CDS381103R0064	0.248	5	
	8	9079778	S301P-C8NA	2CDS381103R0084	0.248	5	
	10	9079747	S301P-C10NA	2CDS381103R0104	0.248	5	
	13	9079709	S301P-C13NA	2CDS381103R0134	0.248	5	
	16	9079655	S301P-C16NA	2CDS381103R0164	0.248	5	
	20	9079617	S301P-C20NA	2CDS381103R0204	0.248	5	
	25	9079563	S301P-C25NA	2CDS381103R0254	0.248	5	
	32	9079471	S301P-C32NA	2CDS381103R0324	0.248	5	
	40	9079402	S301P-C40NA	2CDS381103R0404	0.248	5	
	50	9079280	S301P-C50NA	2CDS381103R0504	0.248	5	
63	9079150	S301P-C63NA	2CDS381103R0634	0.248	5		
3+NA	0,5	9135580	S303P-C0,5NA	2CDS383103R0984	0.496	1	
	1	9077484	S303P-C1NA	2CDS383103R0014	0.496	1	
	1,6	9076722	S303P-C1,6NA	2CDS383103R0974	0.496	1	
	2	9077460	S303P-C2NA	2CDS383103R0024	0.496	1	
	3	9077446	S303P-C3NA	2CDS383103R0034	0.496	1	
	4	9077422	S303P-C4NA	2CDS383103R0044	0.496	1	
	6	9077408	S303P-C6NA	2CDS383103R0064	0.496	1	
	8	9077378	S303P-C8NA	2CDS383103R0084	0.496	1	
	10	9077347	S303P-C10NA	2CDS383103R0104	0.496	1	
	13	9135658	S303P-C13NA	2CDS383103R0134	0.496	1	
	16	9077255	S303P-C16NA	2CDS383103R0164	0.496	1	
	20	9077217	S303P-C20NA	2CDS383103R0204	0.496	1	
	25	9077163	S303P-C25NA	2CDS383103R0254	0.496	1	
	32	9077071	S303P-C32NA	2CDS383103R0324	0.496	1	
	40	9135627	S303P-C40NA	2CDS383103R0404	0.496	1	
	50	9076883	S303P-C50NA	2CDS383103R0504	0.496	1	
63	9076753	S303P-C63NA	2CDS383103R0634	0.496	1		

MCBs

S 300 series P-D characteristic

S 300 P-D characteristic

Function: protection and control of the circuits against overloads and short-circuits; protection for people and large length of cables in TN and IT systems.

Applications: commercial and industrial.


Standard: IEC/EN 60898-1, IEC/EN 60947-2

Icu=25 kA; 100 kA (≤ 6 A)

Icn=25 kA (≤ 25 A); 20 kA (32-40 A); 15 kA (>40 A);



S 301 P




S 302 P


Number of poles	Rated current In A	Bbn 401677 EAN	Order details		Price 1 piece	Weight 1 piece kg	Pack unit pc.
			Type code	Order code			
1	0,5	9079907	S301P-D0,5	2CDS381001R0981	0.124	10	
	1	9080682	S301P-D1	2CDS381001R0011	0.124	10	
	1,6	9079921	S301P-D1,6	2CDS381001R0971	0.124	10	
	2	9080668	S301P-D2	2CDS381001R0021	0.124	10	
	3	9080644	S301P-D3	2CDS381001R0031	0.124	10	
	4	9080620	S301P-D4	2CDS381001R0041	0.124	10	
	6	9080606	S301P-D6	2CDS381001R0061	0.124	10	
	8	9080576	S301P-D8	2CDS381001R0081	0.124	10	
	10	9080545	S301P-D10	2CDS381001R0101	0.124	10	
	13	9080507	S301P-D13	2CDS381001R0131	0.124	10	
	16	9080453	S301P-D16	2CDS381001R0161	0.124	10	
	20	9080415	S301P-D20	2CDS381001R0201	0.124	10	
	25	9080361	S301P-D25	2CDS381001R0251	0.124	10	
	32	9080279	S301P-D32	2CDS381001R0321	0.124	10	
	40	9080200	S301P-D40	2CDS381001R0401	0.124	10	
	50	9080088	S301P-D50	2CDS381001R0501	0.124	10	
63	9079952	S301P-D63	2CDS381001R0631	0.124	10		
2	0,5	9078313	S302P-D0,5	2CDS382001R0981	0.248	5	
	1	9079099	S302P-D1	2CDS382001R0011	0.248	5	
	1,6	9078337	S302P-D1,6	2CDS382001R0971	0.248	5	
	2	9079075	S302P-D2	2CDS382001R0021	0.248	5	
	3	9079051	S302P-D3	2CDS382001R0031	0.248	5	
	4	9079037	S302P-D4	2CDS382001R0041	0.248	5	
	6	9079013	S302P-D6	2CDS382001R0061	0.248	5	
	8	9078986	S302P-D8	2CDS382001R0081	0.248	5	
	10	9078955	S302P-D10	2CDS382001R0101	0.248	5	
	13	9078917	S302P-D13	2CDS382001R0131	0.248	5	
	16	9078863	S302P-D16	2CDS382001R0161	0.248	5	
	20	9078825	S302P-D20	2CDS382001R0201	0.248	5	
	25	9078771	S302P-D25	2CDS382001R0251	0.248	5	
	32	9078689	S302P-D32	2CDS382001R0321	0.248	5	
	40	9078610	S302P-D40	2CDS382001R0401	0.248	5	
	50	9078498	S302P-D50	2CDS382001R0501	0.248	5	
63	9078368	S302P-D63	2CDS382001R0631	0.248	5		

MCBs

S 300 series P-D characteristic



S 303 P




S 304 P

Number of poles	Rated current In A	Bbn 401677 EAN	Order details		Price 1 piece	Weight 1 piece kg	Pack unit pc.
			Type code	Order code			
3	0,5	9077514	S303P-D0,5	2CDS383001R0981		0.372	1
	1	9078290	S303P-D1	2CDS383001R0011		0.372	1
	1,6	9077538	S303P-D1,6	2CDS383001R0971		0.372	1
	2	9078276	S303P-D2	2CDS383001R0021		0.372	1
	3	9078252	S303P-D3	2CDS383001R0031		0.372	1
	4	9078238	S303P-D4	2CDS383001R0041		0.372	1
	6	9078214	S303P-D6	2CDS383001R0061		0.372	1
	8	9078184	S303P-D8	2CDS383001R0081		0.372	1
	10	9078153	S303P-D10	2CDS383001R0101		0.372	1
	13	9078115	S303P-D13	2CDS383001R0131		0.372	1
	16	9078061	S303P-D16	2CDS383001R0161		0.372	1
	20	9078023	S303P-D20	2CDS383001R0201		0.372	1
	25	9077972	S303P-D25	2CDS383001R0251		0.372	1
	32	9077880	S303P-D32	2CDS383001R0321		0.372	1
	40	9077811	S303P-D40	2CDS383001R0401		0.372	1
	50	9077699	S303P-D50	2CDS383001R0501		0.372	1
63	9077569	S303P-D63	2CDS383001R0631		0.372	1	
4	0,5	9075916	S304P-D0,5	2CDS384001R0981		0.496	1
	1	9076692	S304P-D1	2CDS384001R0011		0.496	1
	1,6	9075930	S304P-D1,6	2CDS384001R0971		0.496	1
	2	9076678	S304P-D2	2CDS384001R0021		0.496	1
	3	9076654	S304P-D3	2CDS384001R0031		0.496	1
	4	9076630	S304P-D4	2CDS384001R0041		0.496	1
	6	9076616	S304P-D6	2CDS384001R0061		0.496	1
	8	9076586	S304P-D8	2CDS384001R0081		0.496	1
	10	9076555	S304P-D10	2CDS384001R0101		0.496	1
	13	9076517	S304P-D13	2CDS384001R0131		0.496	1
	16	9076463	S304P-D16	2CDS384001R0161		0.496	1
	20	9076425	S304P-D20	2CDS384001R0201		0.496	1
	25	9076371	S304P-D25	2CDS384001R0251		0.496	1
	32	9076289	S304P-D32	2CDS384001R0321		0.496	1
	40	9076210	S304P-D40	2CDS384001R0401		0.496	1
	50	9076098	S304P-D50	2CDS384001R0501		0.496	1
63	9075961	S304P-D63	2CDS384001R0631		0.496	1	


MCBs

S 300 series P-D characteristic

With disconnecting neutral NA



S 301 P NA



S 303 P NA

Number of poles	Rated current In A	Bbn 401677 EAN	Order details		Price 1 piece	Weight 1 piece kg	Pack unit pc.
			Type code	Order code			
1+NA	0,5	9079112	S301P-D0,5NA	2CDS381103R0981	0.248	5	
	1	9079884	S301P-D1NA	2CDS381103R0011	0.248	5	
	1,6	9079136	S301P-D1,6NA	2CDS381103R0971	0.248	5	
	2	9079860	S301P-D2NA	2CDS381103R0021	0.248	5	
	3	9079846	S301P-D3NA	2CDS381103R0031	0.248	5	
	4	9079822	S301P-D4NA	2CDS381103R0041	0.248	5	
	6	9079808	S301P-D6NA	2CDS381103R0061	0.248	5	
	8	9085717	S301P-D8NA	2CDS381103R0081	0.248	5	
	10	9079754	S301P-D10NA	2CDS381103R0101	0.248	5	
	13	9079716	S301P-D13NA	2CDS381103R0131	0.248	5	
	16	9079662	S301P-D16NA	2CDS381103R0161	0.248	5	
	20	9079624	S301P-D20NA	2CDS381103R0201	0.248	5	
	25	9079570	S301P-D25NA	2CDS381103R0251	0.248	5	
	32	9079488	S301P-D32NA	2CDS381103R0321	0.248	5	
	40	9079419	S301P-D40NA	2CDS381103R0401	0.248	5	
	50	9079297	S301P-D50NA	2CDS381103R0501	0.248	5	
63	9079167	S301P-D63NA	2CDS381103R0631	0.248	5		
3+NA	0,5	9076715	S303P-D0,5NA	2CDS383103R0981	0.496	1	
	1	9077491	S303P-D1NA	2CDS383103R0011	0.496	1	
	1,6	9076739	S303P-D1,6NA	2CDS383103R0971	0.496	1	
	2	9077477	S303P-D2NA	2CDS383103R0021	0.496	1	
	3	9077453	S303P-D3NA	2CDS383103R0031	0.496	1	
	4	9077439	S303P-D4NA	2CDS383103R0041	0.496	1	
	6	9077415	S303P-D6NA	2CDS383103R0061	0.496	1	
	8	9077385	S303P-D8NA	2CDS383103R0081	0.496	1	
	10	9077354	S303P-D10NA	2CDS383103R0101	0.496	1	
	13	9077316	S303P-D13NA	2CDS383103R0131	0.496	1	
	16	9077262	S303P-D16NA	2CDS383103R0161	0.496	1	
	20	9077224	S303P-D20NA	2CDS383103R0201	0.496	1	
	25	9077170	S303P-D25NA	2CDS383103R0251	0.496	1	
	32	9077088	S303P-D32NA	2CDS383103R0321	0.496	1	
	40	9077019	S303P-D40NA	2CDS383103R0401	0.496	1	
	50	9076890	S303P-D50NA	2CDS383103R0501	0.496	1	
63	9076760	S303P-D63NA	2CDS383103R0631	0.496	1		

MCBs

S 300 series P-K characteristic

S 300 P-K (power) characteristic

Function: protection and control of the circuits like motors, transformers and auxiliary circuits, against overloads and short-circuits.

Advantages: no nuisance tripping in the case of functional peak currents up to $10 \times I_n$, depending on the series; through its highly sensitive thermostatic bimetal trip, the K-type characteristic offers protection to damageable elements in the overcurrent range; it also provides the best protection to cables and lines.

Applications: commercial and industrial.

Standard: IEC/EN 60947-2

Icu=25 kA; 100 kA (≤ 6 A)



S 301 P


Number of poles	Rated current In A	Bbn 401677 EAN	Order details		Price 1 piece	Weight 1 piece kg	Pack unit pc.
			Type code	Order code			
1	0,2	9080552	S301P-K0,2	2CDS381001R0087		0.124	10
	0,3	9080514	S301P-K0,3	2CDS381001R0117		0.124	10
	0,5	9080477	S301P-K0,5	2CDS381001R0157		0.124	10
	0,75	9080422	S301P-K0,75	2CDS381001R0187		0.124	10
	1	9080385	S301P-K1	2CDS381001R0217		0.124	10
	1,6	9080330	S301P-K1,6	2CDS381001R0257		0.124	10
	2	9080316	S301P-K2	2CDS381001R0277		0.124	10
	3	9080293	S301P-K3	2CDS381001R0317		0.124	10
	4	9080248	S301P-K4	2CDS381001R0337		0.124	10
	6	9080224	S301P-K6	2CDS381001R0377		0.124	10
	8	9080170	S301P-K8	2CDS381001R0407		0.124	10
	10	9080156	S301P-K10	2CDS381001R0427		0.124	10
	13	9080132	S301P-K13	2CDS381001R0447		0.124	10
	16	9080125	S301P-K16	2CDS381001R0467		0.124	10
	20	9080101	S301P-K20	2CDS381001R0487		0.124	10
	25	9080057	S301P-K25	2CDS381001R0517		0.124	10
	32	9080033	S301P-K32	2CDS381001R0537		0.124	10
	40	9080019	S301P-K40	2CDS381001R0557		0.124	10
	50	9079990	S301P-K50	2CDS381001R0577		0.124	10
	63	9079976	S301P-K63	2CDS381001R0607		0.124	10

MCBs

S 300 series P-K characteristic



S 302 P




S 303 P

Number of poles	Rated current In A	Bbn 401677 EAN	Order details		Price 1 piece	Weight 1 piece kg	Pack unit pc.
			Type code	Order code			
2	0,2	9078962	S302P-K0,2	2CDS382001R0087		0.248	5
	0,3	9078924	S302P-K0,3	2CDS382001R0117		0.248	5
	0,5	9078887	S302P-K0,5	2CDS382001R0157		0.248	5
	0,75	9078832	S302P-K0,75	2CDS382001R0187		0.248	5
	1	9078795	S302P-K1	2CDS382001R0217		0.248	5
	1,6	9078740	S302P-K1,6	2CDS382001R0257		0.248	5
	2	9078726	S302P-K2	2CDS382001R0277		0.248	5
	3	9078702	S302P-K3	2CDS382001R0317		0.248	5
	4	9078658	S302P-K4	2CDS382001R0337		0.248	5
	6	9078634	S302P-K6	2CDS382001R0377		0.248	5
	8	9078580	S302P-K8	2CDS382001R0407		0.248	5
	10	9078566	S302P-K10	2CDS382001R0427		0.248	5
	13	9078542	S302P-K13	2CDS382001R0447		0.248	5
	16	9078535	S302P-K16	2CDS382001R0467		0.248	5
	20	9078511	S302P-K20	2CDS382001R0487		0.248	5
	25	9078467	S302P-K25	2CDS382001R0517		0.248	5
	32	9078443	S302P-K32	2CDS382001R0537		0.248	5
40	9078429	S302P-K40	2CDS382001R0557		0.248	5	
50	9078405	S302P-K50	2CDS382001R0577		0.248	5	
63	9078382	S302P-K63	2CDS382001R0607		0.248	5	
3	0,2	9078160	S303P-K0,2	2CDS383001R0087		0.372	1
	0,3	9078122	S303P-K0,3	2CDS383001R0117		0.372	1
	0,5	9078085	S303P-K0,5	2CDS383001R0157		0.372	1
	0,75	9078030	S303P-K0,75	2CDS383001R0187		0.372	1
	1	9077996	S303P-K1	2CDS383001R0217		0.372	1
	1,6	9077941	S303P-K1,6	2CDS383001R0257		0.372	1
	2	9077927	S303P-K2	2CDS383001R0277		0.372	1
	3	9077903	S303P-K3	2CDS383001R0317		0.372	1
	4	9077859	S303P-K4	2CDS383001R0337		0.372	1
	6	9077835	S303P-K6	2CDS383001R0377		0.372	1
	8	9077781	S303P-K8	2CDS383001R0407		0.372	1
	10	9077767	S303P-K10	2CDS383001R0427		0.372	1
	13	9077743	S303P-K13	2CDS383001R0447		0.372	1
	16	9077736	S303P-K16	2CDS383001R0467		0.372	1
	20	9077712	S303P-K20	2CDS383001R0487		0.372	1
	25	9077668	S303P-K25	2CDS383001R0517		0.372	1
	32	9077644	S303P-K32	2CDS383001R0537		0.372	1
40	9077620	S303P-K40	2CDS383001R0557		0.372	1	
50	9077606	S303P-K50	2CDS383001R0577		0.372	1	
63	9077583	S303P-K63	2CDS383001R0607		0.372	1	

MCBs

S 300 series P-K characteristic



S 304 P

Number of poles	Rated current In A	Bbn 401677 EAN	Order details		Price 1 piece	Weight 1 piece kg	Pack unit pc.
			Type code	Order code			
4	0,2	9076562	S304P-K0,2	2CDS384001R0087		0.496	1
	0,3	9076524	S304P-K0,3	2CDS384001R0117		0.496	1
	0,5	9076487	S304P-K0,5	2CDS384001R0157		0.496	1
	0,75	9076432	S304P-K0,75	2CDS384001R0187		0.496	1
	1	9076395	S304P-K1	2CDS384001R0217		0.496	1
	1,6	9076340	S304P-K1,6	2CDS384001R0257		0.496	1
	2	9076326	S304P-K2	2CDS384001R0277		0.496	1
	3	9135542	S304P-K3	2CDS384001R0317		0.496	1
	4	9076258	S304P-K4	2CDS384001R0337		0.496	1
	6	9076234	S304P-K6	2CDS384001R0377		0.496	1
	8	9076180	S304P-K8	2CDS384001R0407		0.496	1
	10	9076166	S304P-K10	2CDS384001R0427		0.496	1
	13	9076142	S304P-K13	2CDS384001R0447		0.496	1
	16	9076135	S304P-K16	2CDS384001R0467		0.496	1
	20	9076111	S304P-K20	2CDS384001R0487		0.496	1
	25	9076067	S304P-K25	2CDS384001R0517		0.496	1
	32	9076043	S304P-K32	2CDS384001R0537		0.496	1
40	9076029	S304P-K40	2CDS384001R0557		0.496	1	
50	9135528	S304P-K50	2CDS384001R0577		0.496	1	
63	9075985	S304P-K63	2CDS384001R0607		0.496	1	

With disconnecting neutral NA




S 301 P NA

Number of poles	Rated current In A	Bbn 401677 EAN	Order details		Price 1 piece	Weight 1 piece kg	Pack unit pc.
			Type code	Order code			
1+NA	0,2	9079761	S301P-K0,2NA	2CDS381103R0087		0.248	5
	0,3	9079723	S301P-K0,3NA	2CDS381103R0117		0.248	5
	0,5	9079686	S301P-K0,5NA	2CDS381103R0157		0.248	5
	0,75	9079631	S301P-K0,75NA	2CDS381103R0187		0.248	5
	1	9079594	S301P-K1NA	2CDS381103R0217		0.248	5
	1,6	9079549	S301P-K1,6NA	2CDS381103R0257		0.248	5
	2	9079525	S301P-K2NA	2CDS381103R0277		0.248	5
	3	9079501	S301P-K3NA	2CDS381103R0317		0.248	5
	4	9079457	S301P-K4NA	2CDS381103R0337		0.248	5
	6	9079433	S301P-K6NA	2CDS381103R0377		0.248	5
	8	9079389	S301P-K8NA	2CDS381103R0407		0.248	5
	10	9079365	S301P-K10NA	2CDS381103R0427		0.248	5
	13	9079341	S301P-K13NA	2CDS381103R0447		0.248	5
	16	9079334	S301P-K16NA	2CDS381103R0467		0.248	5
	20	9079310	S301P-K20NA	2CDS381103R0487		0.248	5
	25	9079266	S301P-K25NA	2CDS381103R0517		0.248	5
	32	9079242	S301P-K32NA	2CDS381103R0537		0.248	5
40	9079228	S301P-K40NA	2CDS381103R0557		0.248	5	
50	9135665	S301P-K50NA	2CDS381103R0577		0.248	5	
63	9079181	S301P-K63NA	2CDS381103R0607		0.248	5	

MCBs

S 300 series P-K characteristic



S 303 P NA

Number of poles	Rated current In A	Bbn 401677 EAN	Order details		Price 1 piece	Weight 1 piece kg	Pack unit pc.
			Type code	Order code			
3+NA	0,2	9077361	S303P-K0,2NA	2CDS383103R0087		0.496	1
	0,3	9077323	S303P-K0,3NA	2CDS383103R0117		0.496	1
	0,5	9077286	S303P-K0,5NA	2CDS383103R0157		0.496	1
	0,75	9077231	S303P-K0,75NA	2CDS383103R0187		0.496	1
	1	9077194	S303P-K1NA	2CDS383103R0217		0.496	1
	1,6	9077149	S303P-K1,6NA	2CDS383103R0257		0.496	1
	2	9077125	S303P-K2NA	2CDS383103R0277		0.496	1
	3	9135634	S303P-K3NA	2CDS383103R0317		0.496	1
	4	9077057	S303P-K4NA	2CDS383103R0337		0.496	1
	6	9077033	S303P-K6NA	2CDS383103R0377		0.496	1
	8	9076982	S303P-K8NA	2CDS383103R0407		0.496	1
	10	9076968	S303P-K10NA	2CDS383103R0427		0.496	1
	13	9076944	S303P-K13NA	2CDS383103R0447		0.496	1
	16	9076937	S303P-K16NA	2CDS383103R0467		0.496	1
	20	9076913	S303P-K20NA	2CDS383103R0487		0.496	1
	25	9076869	S303P-K25NA	2CDS383103R0517		0.496	1
	32	9076845	S303P-K32NA	2CDS383103R0537		0.496	1
40	9076821	S303P-K40NA	2CDS383103R0557		0.496	1	
50	9135597	S303P-K50NA	2CDS383103R0577		0.496	1	
63	9076784	S303P-K63NA	2CDS383103R0607		0.496	1	

MCBs

S 300 series P-Z characteristic

S 300 P-Z characteristic

Function: protection and control of the electronic circuits against lower and long duration overloads and short-circuits.

Applications: commercial and industrial.

Standard: IEC/EN 60947-2

I_{cu}=25 kA; 100 kA (≤6 A)



S 301 P




S 302 P


Number of poles	Rated current In A	Bbn 401677 EAN	Order details		Price 1 piece	Weight 1 piece kg	Pack unit pc.
			Type code	Order code			
1	0,5	9080460	S301P-Z0,5	2CDS381001R0158		0.124	10
	1	9080378	S301P-Z1	2CDS381001R0218		0.124	10
	1,6	9080323	S301P-Z1,6	2CDS381001R0258		0.124	10
	2	9080309	S301P-Z2	2CDS381001R0278		0.124	10
	3	9080286	S301P-Z3	2CDS381001R0318		0.124	10
	4	9080231	S301P-Z4	2CDS381001R0338		0.124	10
	6	9080217	S301P-Z6	2CDS381001R0378		0.124	10
	8	9080163	S301P-Z8	2CDS381001R0408		0.124	10
	10	9080149	S301P-Z10	2CDS381001R0428		0.124	10
	16	9080118	S301P-Z16	2CDS381001R0468		0.124	10
	20	9080095	S301P-Z20	2CDS381001R0488		0.124	10
	25	9080040	S301P-Z25	2CDS381001R0518		0.124	10
	32	9080026	S301P-Z32	2CDS381001R0538		0.124	10
	40	9080002	S301P-Z40	2CDS381001R0558		0.124	10
	50	9079983	S301P-Z50	2CDS381001R0578		0.124	10
	63	9079969	S301P-Z63	2CDS381001R0608		0.124	10
2	0,5	9078870	S302P-Z0,5	2CDS382001R0158		0.248	5
	1	9078788	S302P-Z1	2CDS382001R0218		0.248	5
	1,6	9078733	S302P-Z1,6	2CDS382001R0258		0.248	5
	2	9078719	S302P-Z2	2CDS382001R0278		0.248	5
	3	9078696	S302P-Z3	2CDS382001R0318		0.248	5
	4	9078641	S302P-Z4	2CDS382001R0338		0.248	5
	6	9078627	S302P-Z6	2CDS382001R0378		0.248	5
	8	9078573	S302P-Z8	2CDS382001R0408		0.248	5
	10	9078559	S302P-Z10	2CDS382001R0428		0.248	5
	16	9078528	S302P-Z16	2CDS382001R0468		0.248	5
	20	9078504	S302P-Z20	2CDS382001R0488		0.248	5
	25	9078450	S302P-Z25	2CDS382001R0518		0.248	5
	32	9078436	S302P-Z32	2CDS382001R0538		0.248	5
	40	9078412	S302P-Z40	2CDS382001R0558		0.248	5
	50	9078399	S302P-Z50	2CDS382001R0578		0.248	5
	63	9078375	S302P-Z63	2CDS382001R0608		0.248	5

MCBs

S 300 series P-Z characteristic



S 303 P




S 304 P


Number of poles	Rated current In A	Bbn 401677 EAN	Order details		Price 1 piece	Weight 1 piece kg	Pack unit pc.
			Type code	Order code			
3	0,5	9078078	S303P-Z0,5	2CDS383001R0158		0.372	1
	1	9077989	S303P-Z1	2CDS383001R0218		0.372	1
	1,6	9077934	S303P-Z1,6	2CDS383001R0258		0.372	1
	2	9077910	S303P-Z2	2CDS383001R0278		0.372	1
	3	9077897	S303P-Z3	2CDS383001R0318		0.372	1
	4	9077842	S303P-Z4	2CDS383001R0338		0.372	1
	6	9077828	S303P-Z6	2CDS383001R0378		0.372	1
	8	9077774	S303P-Z8	2CDS383001R0408		0.372	1
	10	9077750	S303P-Z10	2CDS383001R0428		0.372	1
	16	9077729	S303P-Z16	2CDS383001R0468		0.372	1
	20	9077705	S303P-Z20	2CDS383001R0488		0.372	1
	25	9077651	S303P-Z25	2CDS383001R0518		0.372	1
	32	9077637	S303P-Z32	2CDS383001R0538		0.372	1
	40	9077613	S303P-Z40	2CDS383001R0558		0.372	1
	50	9077590	S303P-Z50	2CDS383001R0578		0.372	1
63	9077576	S303P-Z63	2CDS383001R0608		0.372	1	
4	0,5	9076470	S304P-Z0,5	2CDS384001R0158		0.496	1
	1	9076388	S304P-Z1	2CDS384001R0218		0.496	1
	1,6	9076333	S304P-Z1,6	2CDS384001R0258		0.496	1
	2	9076319	S304P-Z2	2CDS384001R0278		0.496	1
	3	9076296	S304P-Z3	2CDS384001R0318		0.496	1
	4	9076241	S304P-Z4	2CDS384001R0338		0.496	1
	6	9076227	S304P-Z6	2CDS384001R0378		0.496	1
	8	9076173	S304P-Z8	2CDS384001R0408		0.496	1
	10	9076159	S304P-Z10	2CDS384001R0428		0.496	1
	16	9076128	S304P-Z16	2CDS384001R0468		0.496	1
	20	9135535	S304P-Z20	2CDS384001R0488		0.496	1
	25	9076050	S304P-Z25	2CDS384001R0518		0.496	1
	32	9076036	S304P-Z32	2CDS384001R0538		0.496	1
	40	9076012	S304P-Z40	2CDS384001R0558		0.496	1
	50	9075992	S304P-Z50	2CDS384001R0578		0.496	1
63	9075978	S304P-Z63	2CDS384001R0608		0.496	1	

MCBs

S 300 series P-Z characteristic



S 301 P NA



S 303 P NA

With disconnecting neutral NA

Number of poles	Rated current In A	Bbn 401677 EAN	Order details		Price 1 piece	Weight 1 piece kg	Pack unit pc.
			Type code	Order code			
1+NA	0,5	9079679	S301P-Z0,5NA	2CDS381103R0158		0.248	5
	1	9079587	S301P-Z1NA	2CDS381103R0218		0.248	5
	1,6	9079532	S301P-Z1,6NA	2CDS381103R0258		0.248	5
	2	9079518	S301P-Z2NA	2CDS381103R0278		0.248	5
	3	9079495	S301P-Z3NA	2CDS381103R0318		0.248	5
	4	9079440	S301P-Z4NA	2CDS381103R0338		0.248	5
	6	9079426	S301P-Z6NA	2CDS381103R0378		0.248	5
	8	9079372	S301P-Z8NA	2CDS381103R0408		0.248	5
	10	9079358	S301P-Z10NA	2CDS381103R0428		0.248	5
	16	9079327	S301P-Z16NA	2CDS381103R0468		0.248	5
	20	9135672	S301P-Z20NA	2CDS381103R0488		0.248	5
	25	9079259	S301P-Z25NA	2CDS381103R0518		0.248	5
	32	9079235	S301P-Z32NA	2CDS381103R0538		0.248	5
	40	9079211	S301P-Z40NA	2CDS381103R0558		0.248	5
	50	9079198	S301P-Z50NA	2CDS381103R0578		0.248	5
	63	9079174	S301P-Z63NA	2CDS381103R0608		0.248	5
3+NA	0,5	9077279	S303P-Z0,5NA	2CDS383103R0158		0.496	1
	1	9077187	S303P-Z1NA	2CDS383103R0218		0.496	1
	1,6	9077132	S303P-Z1,6NA	2CDS383103R0258		0.496	1
	2	9077118	S303P-Z2NA	2CDS383103R0278		0.496	1
	3	9077095	S303P-Z3NA	2CDS383103R0318		0.496	1
	4	9077040	S303P-Z4NA	2CDS383103R0338		0.496	1
	6	9077026	S303P-Z6NA	2CDS383103R0378		0.496	1
	8	9076975	S303P-Z8NA	2CDS383103R0408		0.496	1
	10	9076951	S303P-Z10NA	2CDS383103R0428		0.496	1
	16	9076920	S303P-Z16NA	2CDS383103R0468		0.496	1
	20	9135610	S303P-Z20NA	2CDS383103R0488		0.496	1
	25	9076852	S303P-Z25NA	2CDS383103R0518		0.496	1
	32	9076838	S303P-Z32NA	2CDS383103R0538		0.496	1
	40	9076814	S303P-Z40NA	2CDS383103R0558		0.496	1
	50	9076791	S303P-Z50NA	2CDS383103R0578		0.496	1
	63	9076777	S303P-Z63NA	2CDS383103R0608		0.496	1

MCBs

M 300 P-D characteristic (magnetic only)

M 300 P-D characteristic (magnetic only)

Function: protection and control of the circuits against short-circuits;
Short circuit protection for people and large length of cables in TN and IT systems.
For full protection also against overload a separate protection device is required

Applications: industrial.

Standard: IEC/EN 60947-2

I_{cu}=25 kA; 100 kA (≤6 A)



M 301 P



M 302 P


Number of poles	Rated current In A	Bbn 401677 EAN	Order details		Price 1 piece	Weight 1 piece kg	Pack unit pc.
			Type code	Order code			
1	0,5	9089326	M301P-D0,5	2CDA381799R0981		0.124	10
	1	9086820	M301P-D1	2CDA381799R0011		0.124	10
	1,6	9089319	M301P-D1,6	2CDA381799R0971		0.124	10
	2,5	9089241	M301P-D2,5	2CDA381799R0291		0.124	10
	4	9089197	M301P-D4	2CDA381799R0041		0.124	10
	6,3	9089265	M301P-D6,3	2CDA381799R0361		0.124	10
	10	9089203	M301P-D10	2CDA381799R0101		0.124	10
	12,5	9089289	M301P-D12,5	2CDA381799R0491		0.124	10
	16	9089210	M301P-D16	2CDA381799R0161		0.124	10
	20	9089227	M301P-D20	2CDA381799R0201		0.124	10
	25	9089234	M301P-D25	2CDA381799R0251		0.124	10
	32	9089258	M301P-D32	2CDA381799R0321		0.124	10
	40	9089272	M301P-D40	2CDA381799R0401		0.124	10
	50	9089296	M301P-D50	2CDA381799R0501		0.124	10
63	9089302	M301P-D63	2CDA381799R0631		0.124	10	
2	0,5	9089470	M302P-D0,5	2CDA382799R0981		0.248	5
	1	9089333	M302P-D1	2CDA382799R0011		0.248	5
	1,6	9089463	M302P-D1,6	2CDA382799R0971		0.248	5
	2,5	9089395	M302P-D2,5	2CDA382799R0291		0.248	5
	4	9089340	M302P-D4	2CDA382799R0041		0.248	5
	6,3	9089418	M302P-D6,3	2CDA382799R0361		0.248	5
	10	9089357	M302P-D10	2CDA382799R0101		0.248	5
	12,5	9089432	M302P-D12,5	2CDA382799R0491		0.248	5
	16	9089364	M302P-D16	2CDA382799R0161		0.248	5
	20	9089371	M302P-D20	2CDA382799R0201		0.248	5
	25	9089388	M302P-D25	2CDA382799R0251		0.248	5
	32	9089401	M302P-D32	2CDA382799R0321		0.248	5
	40	9089425	M302P-D40	2CDA382799R0401		0.248	5
	50	9089449	M302P-D50	2CDA382799R0501		0.248	5
63	9089456	M302P-D63	2CDA382799R0631		0.248	5	

MCBs

M 300 P-D characteristic (magnetic only)



M 303 P



M 304 P

Number of poles	Rated current In A	Bbn 401677 EAN	Order details		Price 1 piece	Weight 1 piece kg	Pack unit pc.
			Type code	Order code			
3	0,5	9089623	M303P-D0,5	2CDA383799R0981		0.372	1
	1	9089487	M303P-D1	2CDA383799R0011		0.372	1
	1,6	9089616	M303P-D1,6	2CDA383799R0971		0.372	1
	2,5	9089548	M303P-D2,5	2CDA383799R0291		0.372	1
	4	9089494	M303P-D4	2CDA383799R0041		0.372	1
	6,3	9089562	M303P-D6,3	2CDA383799R0361		0.372	1
	10	9089500	M303P-D10	2CDA383799R0101		0.372	1
	12,5	9089586	M303P-D12,5	2CDA383799R0491		0.372	1
	16	9089517	M303P-D16	2CDA383799R0161		0.372	1
	20	9089524	M303P-D20	2CDA383799R0201		0.372	1
	25	9089531	M303P-D25	2CDA383799R0251		0.372	1
	32	9089555	M303P-D32	2CDA383799R0321		0.372	1
	40	9089579	M303P-D40	2CDA383799R0401		0.372	1
	50	9089593	M303P-D50	2CDA383799R0501		0.372	1
63	9089609	M303P-D63	2CDA383799R0631		0.372	1	
4	0,5	9089777	M304P-D0,5	2CDA384799R0981		0.496	1
	1	9089630	M304P-D1	2CDA384799R0011		0.496	1
	1,6	9089760	M304P-D1,6	2CDA384799R0971		0.496	1
	2,5	9089692	M304P-D2,5	2CDA384799R0291		0.496	1
	4	9089647	M304P-D4	2CDA384799R0041		0.496	1
	6,3	9089715	M304P-D6,3	2CDA384799R0361		0.496	1
	10	9089654	M304P-D10	2CDA384799R0101		0.496	1
	12,5	9089739	M304P-D12,5	2CDA384799R0491		0.496	1
	16	9089661	M304P-D16	2CDA384799R0161		0.496	1
	20	9089678	M304P-D20	2CDA384799R0201		0.496	1
	25	9089685	M304P-D25	2CDA384799R0251		0.496	1
	32	9089708	M304P-D32	2CDA384799R0321		0.496	1
	40	9089722	M304P-D40	2CDA384799R0401		0.496	1
	50	9089746	M304P-D50	2CDA384799R0501		0.496	1
63	9089753	M304P-D63	2CDA384799R0631		0.496	1	

MCBs

S 200 series S - screwless range B and C characteristics

S 200 S-B and S 200 S-C characteristic

Function: protection and control of the circuits against overloads and short-circuits.

Applications: residential, commercial and industrial.

Standard: IEC/EN 60898-1

I_{cn}=6 kA



S 201 S



S 203 S

S 200 S-B characteristic

Number of poles	Rated current In A	Bbn 4016779 EAN	Order details		Price 1 piece	Weight 1 piece kg	Pack unit pc.
			Type code	Order code			
1	6	709385	S201S-B6	2CDS251002R0065		0.100	10
	10	709415	S201S-B10	2CDS251002R0105		0.100	10
	13	709439	S201S-B13	2CDS251002R0135		0.100	10
	16	709453	S201S-B16	2CDS251002R0165		0.100	10
	20	709477	S201S-B20	2CDS251002R0205		0.100	10
3	6	709484	S203S-B6	2CDS253002R0065		0.300	1
	10	709514	S203S-B10	2CDS253002R0105		0.300	1
	13	709538	S203S-B13	2CDS253002R0135		0.300	1
	16	709552	S203S-B16	2CDS253002R0165		0.300	1
	20	709576	S203S-B20	2CDS253002R0205		0.300	1

S 200 S-C characteristic

Number of poles	Rated current In A	Bbn 4016779 EAN	Order details		Price 1 piece	Weight 1 piece kg	Pack unit pc.
			Type code	Order code			
1	6	756891	S201S-C6	2CDS251002R0064		0.100	10
	8	709392	S201S-C8	2CDS251002R0084		0.100	10
	10	709408	S201S-C10	2CDS251002R0104		0.100	10
	13	709422	S201S-C13	2CDS251002R0134		0.100	10
	16	709446	S201S-C16	2CDS251002R0164		0.100	10
	20	709460	S201S-C20	2CDS251002R0204		0.100	10
3	6	709378	S203S-C6	2CDS253002R0064		0.300	1
	8	709491	S203S-C8	2CDS253002R0084		0.300	1
	10	709507	S203S-C10	2CDS253002R0104		0.300	1
	13	709521	S203S-C13	2CDS253002R0134		0.300	1
	16	709545	S203S-C16	2CDS253002R0164		0.300	1
	20	709569	S203S-C20	2CDS253002R0204		0.300	1

MCBs

SU 200 M series technical characteristic

General Data		
Standards	UL 489, CSA 22.2 No. 5, IEC/EN 60947-2	
Poles	1P, 2P, 3P, 4P	
Tripping characteristics	C, K, Z	
Rated current I_n	0.2 - 63 A	
Rated frequency f	50 / 60 Hz, DC (0 Hz)	
Rated insulation voltage U_i acc. to IEC/EN 60664-1	440 V AC (phase to phase)	
Overtoltage category	III	
Pollution degree	3	
IEC/EN 60947-2		
Rated operational voltage U_e	1P: 230 V AC; 2P, 3P, 4P: 400 V AC	
Max. power frequency recovery voltage $U_{max AC}$	1P: 253 V AC; 2P, 3P, 4P: 440 V AC	
Min. operating voltage	12 V AC, 12 V DC	
Rated ultimate short-circuit breaking capacity I_{cu}	15 kA	
Rated service short-circuit breaking capacity I_{cs}	≤ 40 A: 11.25 kA > 40 A: 7.5 kA	
Rated impulse withstand voltage U_{imp} (1.2/50 μ s)	4 kV (test voltage 6.2 kV at sea level, 5 kV at 2,000 m)	
Dielectric test voltage	2 kV (50 / 60Hz, 1 min.)	
Reference temperature for tripping characteristics	30 °C	
Electrical endurance	cycles (OFF-ON-OFF) $I_n < 30$ A: 20,000 ops (AC), $I_n \geq 30$ A: 10,000 ops. (AC); 1 cycle (2 s - ON, 13 s - OFF, $I_n \leq 32$ A), 1 cycle (2 s - ON, 28 s - OFF, $I_n > 32$ A)	
UL / CSA		
Rated voltage	AC	1P: 277 V AC up to 40 A for C, Z char.,
	AC	277 V AC up to 35 A for K char., 240 V AC
	AC	2P, 3P, 4P: 480 Y / 277 V AC up to 40 A for C, Z char.,
	AC	480 Y / 277 V AC up to 35 A for K char., 240 V AC
	DC	1P: 48 V DC; 2P: 96 V DC (2p in series)
Rated interrupting capacity acc. to UL 1077	-	
Short-circuit current rating acc. to UL 489	10 kA	
Application	-	
Reference temperature for tripping characteristics	40 °C	
Electrical endurance	cycles (OFF-ON-OFF) 6,000 ops (AC), 6,000 ops. (DC); 1 cycle (1 s - ON, 9 s - OFF)	

MCBs

SU 200 M series technical characteristic

Mechanical data	
Housing	Insulation group II, RAL 7035
Toggle	Insulation group II, black, sealable
Contact position indication	Real CPI (green OFF / red ON)
Protection degree acc. to DIN EN 60529	IP20*, IP40 in enclosure with cover
Mechanical endurance	20,000 ops.
Shock resistance acc. to IEC/EN 60068-2-27	25 g - 2 shocks - 13 ms
Vibration resistance acc. to IEC/EN 60068-2-6	5g - 20 cycles at 5...150...5 Hz with load 0.8 In
Environmental conditions (damp heat cyclic) acc. to IEC/EN 60068-2-30	28 cycles with 55°C/90-96% and 25°C/95-100%
Ambient temperature	-25 ... +55°C
Storage temperature	-40 ... +70 °C
Installation	
Terminal	Failsafe bi-directional cylinder-lift terminal
Cross-section of conductors (top/bottom)	solid, stranded: 35 mm ² / 35 mm ² flexible: 25 mm ² / 25 mm ² 18 – 4 AWG
Cross-section of busbars (top/bottom)	10 mm ² / 10 mm ² 18 – 8 AWG
Torque	2.8 Nm AWG 18-16: 13.3 in-lbs. AWG 14-10: 17.7 in-lbs. AWG 8-4: 39.8 in-lbs.
Screwdriver	No. 2 Pozidrive
Mounting	On DIN rail 35 mm acc. to EN 60715 by fast clip
Mounting position	any
Supply	optional
Dimensions and weight	
Mounting dimensions acc. to DIN 43880	Mounting dimension 3
Pole dimensions (H x D x W)	111 x 69 x 17.5 mm
Pole weight approx.	125 g
Combination with auxiliary elements	
Auxiliary contact	Yes
Signal contact	Yes
Shunt trip	Yes

* Also fulfilling the requirements acc. to the protection degree IPXXB

MCBs

SU 200 M series C characteristic

SU 200 M-C characteristic

Number of poles	Rated current In A	Bbn 4016779 EAN	Order details		Price 1 piece	Weight 1 piece kg	Pack unit pc.
			Type code	Order code			
1	0.5	930741	SU201M-C0,5	2CDS271337R0984		0.125	1
	1	930758	SU201M-C1	2CDS271337R0014		0.125	1
	1.6	930765	SU201M-C1,6	2CDS271337R0974		0.125	1
	2	930772	SU201M-C2	2CDS271337R0024		0.125	1
	3	930789	SU201M-C3	2CDS271337R0034		0.125	1
	4	930796	SU201M-C4	2CDS271337R0044		0.125	1
	5	930802	SU201M-C5	2CDS271337R0054		0.125	1
	6	930819	SU201M-C6	2CDS271337R0064		0.125	1
	8	930833	SU201M-C8	2CDS271337R0084		0.125	1
	10	930840	SU201M-C10	2CDS271337R0104		0.125	1
	13	930857	SU201M-C13	2CDS271337R0134		0.125	1
	15	930864	SU201M-C15	2CDS271337R0154		0.125	1
	16	930871	SU201M-C16	2CDS271337R0164		0.125	1
	20	930888	SU201M-C20	2CDS271337R0204		0.125	1
	25	930895	SU201M-C25	2CDS271337R0254		0.125	1
	30	930901	SU201M-C30	2CDS271337R0304		0.125	1
	32	930918	SU201M-C32	2CDS271337R0324		0.125	1
	35	930925	SU201M-C35	2CDS271337R0354		0.125	1
	40	930932	SU201M-C40	2CDS271337R0404		0.125	1
	50	930949	SU201M-C50	2CDS271337R0504		0.125	1
60	930956	SU201M-C60	2CDS271337R0604		0.125	1	
63	930963	SU201M-C63	2CDS271337R0634		0.125	1	

MCBs

SU 200 M series C characteristic

Number of poles	Rated current In A	Bbn 4016779 EAN	Order details		Price 1 piece	Weight 1 piece kg	Pack unit pc.
			Type code	Order code			
2	0.5	930970	SU202M-C0,5	2CDS272337R0984		0.250	1
	1	930987	SU202M-C1	2CDS272337R0014		0.250	1
	1.6	930994	SU202M-C1,6	2CDS272337R0974		0.250	1
	2	931007	SU202M-C2	2CDS272337R0024		0.250	1
	3	931014	SU202M-C3	2CDS272337R0034		0.250	1
	4	931021	SU202M-C4	2CDS272337R0044		0.250	1
	5	931038	SU202M-C5	2CDS272337R0054		0.250	1
	6	931045	SU202M-C6	2CDS272337R0064		0.250	1
	8	931069	SU202M-C8	2CDS272337R0084		0.250	1
	10	931076	SU202M-C10	2CDS272337R0104		0.250	1
	13	931083	SU202M-C13	2CDS272337R0134		0.250	1
	15	931090	SU202M-C15	2CDS272337R0154		0.250	1
	16	931106	SU202M-C16	2CDS272337R0164		0.250	1
	20	931113	SU202M-C20	2CDS272337R0204		0.250	1
	25	931120	SU202M-C25	2CDS272337R0254		0.250	1
	30	931137	SU202M-C30	2CDS272337R0304		0.250	1
	32	931144	SU202M-C32	2CDS272337R0324		0.250	1
	35	931151	SU202M-C35	2CDS272337R0354		0.250	1
	40	931168	SU202M-C40	2CDS272337R0404		0.250	1
50	931175	SU202M-C50	2CDS272337R0504		0.250	1	
60	931182	SU202M-C60	2CDS272337R0604		0.250	1	
63	931199	SU202M-C63	2CDS272337R0634		0.250	1	
3	0.5	931205	SU203M-C0,5	2CDS273337R0984		0.375	1
	1	931212	SU203M-C1	2CDS273337R0014		0.375	1
	1.6	931229	SU203M-C1,6	2CDS273337R0974		0.375	1
	2	931236	SU203M-C2	2CDS273337R0024		0.375	1
	3	931243	SU203M-C3	2CDS273337R0034		0.375	1
	4	931250	SU203M-C4	2CDS273337R0044		0.375	1
	5	931267	SU203M-C5	2CDS273337R0054		0.375	1
	6	931274	SU203M-C6	2CDS273337R0064		0.375	1
	8	931298	SU203M-C8	2CDS273337R0084		0.375	1
	10	931304	SU203M-C10	2CDS273337R0104		0.375	1
	13	931311	SU203M-C13	2CDS273337R0134		0.375	1
	15	931328	SU203M-C15	2CDS273337R0154		0.375	1
	16	931335	SU203M-C16	2CDS273337R0164		0.375	1
	20	931342	SU203M-C20	2CDS273337R0204		0.375	1
	25	931359	SU203M-C25	2CDS273337R0254		0.375	1
	30	931366	SU203M-C30	2CDS273337R0304		0.375	1
	32	931373	SU203M-C32	2CDS273337R0324		0.375	1
	35	931380	SU203M-C35	2CDS273337R0354		0.375	1
	40	931397	SU203M-C40	2CDS273337R0404		0.375	1
50	931403	SU203M-C50	2CDS273337R0504		0.375	1	
60	931410	SU203M-C60	2CDS273337R0604		0.375	1	
63	931427	SU203M-C63	2CDS273337R0634		0.375	1	

MCBs

SU 200 M series C characteristic

Number of poles	Rated current In A	Bbn 4016779 EAN	Order details		Price 1 piece	Weight 1 piece kg	Pack unit pc.
			Type code	Order code			
4	0.5	931434	SU204M-C0,5	2CDS274337R0984		0.500	1
	1	931441	SU204M-C1	2CDS274337R0014		0.500	1
	1.6	931458	SU204M-C1,6	2CDS274337R0974		0.500	1
	2	931465	SU204M-C2	2CDS274337R0024		0.500	1
	3	931472	SU204M-C3	2CDS274337R0034		0.500	1
	4	931489	SU204M-C4	2CDS274337R0044		0.500	1
	5	931496	SU204M-C5	2CDS274337R0054		0.500	1
	6	931502	SU204M-C6	2CDS274337R0064		0.500	1
	8	931526	SU204M-C8	2CDS274337R0084		0.500	1
	10	931533	SU204M-C10	2CDS274337R0104		0.500	1
	13	931540	SU204M-C13	2CDS274337R0134		0.500	1
	15	931557	SU204M-C15	2CDS274337R0154		0.500	1
	16	931564	SU204M-C16	2CDS274337R0164		0.500	1
	20	931571	SU204M-C20	2CDS274337R0204		0.500	1
	25	931588	SU204M-C25	2CDS274337R0254		0.500	1
	30	931595	SU204M-C30	2CDS274337R0304		0.500	1
	32	931601	SU204M-C32	2CDS274337R0324		0.500	1
	35	931618	SU204M-C35	2CDS274337R0354		0.500	1
	40	931625	SU204M-C40	2CDS274337R0404		0.500	1
50	931632	SU204M-C50	2CDS274337R0504		0.500	1	
60	931649	SU204M-C60	2CDS274337R0604		0.500	1	
63	931656	SU204M-C63	2CDS274337R0634		0.500	1	

MCBs

SU 200 M series K characteristic

SU 200 M-K characteristic

Number of poles	Rated current In A	Bbn 4016779 EAN	Order details		Price 1 piece	Weight 1 piece kg	Pack unit pc.
			Type code	Order code			
1	0.2	929967	SU201M-K0,2	2CDS271337R0087		0.125	1
	0.3	929974	SU201M-K0,3	2CDS271337R0117		0.125	1
	0.5	929981	SU201M-K0,5	2CDS271337R0157		0.125	1
	0.75	929998	SU201M-K0,75	2CDS271337R0187		0.125	1
	1	930000	SU201M-K1	2CDS271337R0217		0.125	1
	1.6	930017	SU201M-K1,6	2CDS271337R0257		0.125	1
	2	930024	SU201M-K2	2CDS271337R0277		0.125	1
	3	930031	SU201M-K3	2CDS271337R0317		0.125	1
	4	930048	SU201M-K4	2CDS271337R0337		0.125	1
	5	930055	SU201M-K5	2CDS271337R0357		0.125	1
	6	930062	SU201M-K6	2CDS271337R0377		0.125	1
	8	930086	SU201M-K8	2CDS271337R0407		0.125	1
	10	930093	SU201M-K10	2CDS271337R0427		0.125	1
	13	930109	SU201M-K13	2CDS271337R0447		0.125	1
	15	930116	SU201M-K15	2CDS271337R0457		0.125	1
	16	930123	SU201M-K16	2CDS271337R0467		0.125	1
	20	930130	SU201M-K20	2CDS271337R0487		0.125	1
	25	930147	SU201M-K25	2CDS271337R0517		0.125	1
	30	930154	SU201M-K30	2CDS271337R0527		0.125	1
	32	930161	SU201M-K32	2CDS271337R0537		0.125	1
	35	930178	SU201M-K35	2CDS271337R0547		0.125	1
40	930185	SU201M-K40	2CDS271337R0557		0.125	1	
50	930192	SU201M-K50	2CDS271337R0577		0.125	1	
60	930208	SU201M-K60	2CDS271337R0587		0.125	1	
63	930215	SU201M-K63	2CDS271337R0607		0.125	1	

MCBs

SU 200 M series K characteristic

Number of poles	Rated current In A	Bbn 4016779 EAN	Order details		Price 1 piece	Weight 1 piece kg	Pack unit pc.
			Type code	Order code			
2	0.2	932585	SU202M-K0,2	2CDS272337R0087		0.250	1
	0.3	932592	SU202M-K0,3	2CDS272337R0117		0.250	1
	0.5	932608	SU202M-K0,5	2CDS272337R0157		0.250	1
	0.75	932615	SU202M-K0,75	2CDS272337R0187		0.250	1
	1	932622	SU202M-K1	2CDS272337R0217		0.250	1
	1.6	932639	SU202M-K1,6	2CDS272337R0257		0.250	1
	2	932646	SU202M-K2	2CDS272337R0277		0.250	1
	3	932653	SU202M-K3	2CDS272337R0317		0.250	1
	4	932660	SU202M-K4	2CDS272337R0337		0.250	1
	5	932677	SU202M-K5	2CDS272337R0357		0.250	1
	6	932684	SU202M-K6	2CDS272337R0377		0.250	1
	8	932707	SU202M-K8	2CDS272337R0407		0.250	1
	10	932714	SU202M-K10	2CDS272337R0427		0.250	1
	13	932721	SU202M-K13	2CDS272337R0447		0.250	1
	15	932738	SU202M-K15	2CDS272337R0457		0.250	1
	16	932745	SU202M-K16	2CDS272337R0467		0.250	1
	20	932752	SU202M-K20	2CDS272337R0487		0.250	1
	25	932769	SU202M-K25	2CDS272337R0517		0.250	1
	30	932776	SU202M-K30	2CDS272337R0527		0.250	1
	32	932783	SU202M-K32	2CDS272337R0537		0.250	1
	35	932790	SU202M-K35	2CDS272337R0547		0.250	1
40	932806	SU202M-K40	2CDS272337R0557		0.250	1	
50	932813	SU202M-K50	2CDS272337R0577		0.250	1	
60	932820	SU202M-K60	2CDS272337R0587		0.250	1	
63	932837	SU202M-K63	2CDS272337R0607		0.250	1	

MCBs

SU 200 M series K characteristic

Number of poles	Rated current In A	Bbn 4016779 EAN	Order details		Price 1 piece	Weight 1 piece kg	Pack unit pc.
			Type code	Order code			
3	0.2	930222	SU203M-K0,2	2CDS273337R0087		0.375	1
	0.3	930239	SU203M-K0,3	2CDS273337R0117		0.375	1
	0.5	930246	SU203M-K0,5	2CDS273337R0157		0.375	1
	0.75	930253	SU203M-K0,75	2CDS273337R0187		0.375	1
	1	930260	SU203M-K1	2CDS273337R0217		0.375	1
	1.6	930277	SU203M-K1,6	2CDS273337R0257		0.375	1
	2	930284	SU203M-K2	2CDS273337R0277		0.375	1
	3	930291	SU203M-K3	2CDS273337R0317		0.375	1
	4	930307	SU203M-K4	2CDS273337R0337		0.375	1
	5	930314	SU203M-K5	2CDS273337R0357		0.375	1
	6	930321	SU203M-K6	2CDS273337R0377		0.375	1
	8	930345	SU203M-K8	2CDS273337R0407		0.375	1
	10	930352	SU203M-K10	2CDS273337R0427		0.375	1
	13	930369	SU203M-K13	2CDS273337R0447		0.375	1
	15	930376	SU203M-K15	2CDS273337R0457		0.375	1
	16	930383	SU203M-K16	2CDS273337R0467		0.375	1
	20	930390	SU203M-K20	2CDS273337R0487		0.375	1
	25	930406	SU203M-K25	2CDS273337R0517		0.375	1
	30	930413	SU203M-K30	2CDS273337R0527		0.375	1
	32	930420	SU203M-K32	2CDS273337R0537		0.375	1
	35	930437	SU203M-K35	2CDS273337R0547		0.375	1
40	930444	SU203M-K40	2CDS273337R0557		0.375	1	
50	930451	SU203M-K50	2CDS273337R0577		0.375	1	
60	930468	SU203M-K60	2CDS273337R0587		0.375	1	
63	930475	SU203M-K63	2CDS273337R0607		0.375	1	

MCBs

SU 200 M series K characteristic

Number of poles	Rated current In A	Bbn 4016779 EAN	Order details		Price 1 piece	Weight 1 piece kg	Pack unit pc.
			Type code	Order code			
4	0.2	930482	SU204M-K0,2	2CDS274337R0087		0.500	1
	0.3	930499	SU204M-K0,3	2CDS274337R0117		0.500	1
	0.5	930505	SU204M-K0,5	2CDS274337R0157		0.500	1
	0.75	930512	SU204M-K0,75	2CDS274337R0187		0.500	1
	1	930529	SU204M-K1	2CDS274337R0217		0.500	1
	1.6	930536	SU204M-K1,6	2CDS274337R0257		0.500	1
	2	930543	SU204M-K2	2CDS274337R0277		0.500	1
	3	930550	SU204M-K3	2CDS274337R0317		0.500	1
	4	930567	SU204M-K4	2CDS274337R0337		0.500	1
	5	930574	SU204M-K5	2CDS274337R0357		0.500	1
	6	930581	SU204M-K6	2CDS274337R0377		0.500	1
	8	930604	SU204M-K8	2CDS274337R0407		0.500	1
	10	930611	SU204M-K10	2CDS274337R0427		0.500	1
	13	930628	SU204M-K13	2CDS274337R0447		0.500	1
	15	930635	SU204M-K15	2CDS274337R0457		0.500	1
	16	930642	SU204M-K16	2CDS274337R0467		0.500	1
	20	930659	SU204M-K20	2CDS274337R0487		0.500	1
	25	930666	SU204M-K25	2CDS274337R0517		0.500	1
	30	930673	SU204M-K30	2CDS274337R0527		0.500	1
	32	930680	SU204M-K32	2CDS274337R0537		0.500	1
35	930697	SU204M-K35	2CDS274337R0547		0.500	1	
40	930703	SU204M-K40	2CDS274337R0557		0.500	1	
50	930710	SU204M-K50	2CDS274337R0577		0.500	1	
60	930727	SU204M-K60	2CDS274337R0587		0.500	1	
63	930734	SU204M-K63	2CDS274337R0607		0.500	1	

MCBs

SU 200 M series Z characteristic

SU 200 M-Z characteristic

Number of poles	Rated current In A	Bbn 4016779 EAN	Order details		Price 1 piece	Weight 1 piece kg	Pack unit pc.
			Type code	Order code			
1	0.5	932844	SU201M-Z0,5	2CDS271337R0158		0.125	1
	1	932851	SU201M-Z1	2CDS271337R0218		0.125	1
	1.6	932868	SU201M-Z1,6	2CDS271337R0258		0.125	1
	2	932875	SU201M-Z2	2CDS271337R0278		0.125	1
	3	932882	SU201M-Z3	2CDS271337R0318		0.125	1
	4	932899	SU201M-Z4	2CDS271337R0338		0.125	1
	5	932905	SU201M-Z5	2CDS271337R0358		0.125	1
	6	932912	SU201M-Z6	2CDS271337R0378		0.125	1
	8	932936	SU201M-Z8	2CDS271337R0408		0.125	1
	10	932943	SU201M-Z10	2CDS271337R0428		0.125	1
	13	932950	SU201M-Z13	2CDS271337R0448		0.125	1
	15	932967	SU201M-Z15	2CDS271337R0458		0.125	1
	16	932974	SU201M-Z16	2CDS271337R0468		0.125	1
	20	932981	SU201M-Z20	2CDS271337R0488		0.125	1
	25	932998	SU201M-Z25	2CDS271337R0518		0.125	1
	30	933001	SU201M-Z30	2CDS271337R0528		0.125	1
	32	933018	SU201M-Z32	2CDS271337R0538		0.125	1
	35	933025	SU201M-Z35	2CDS271337R0548		0.125	1
	40	933032	SU201M-Z40	2CDS271337R0558		0.125	1
	50	933049	SU201M-Z50	2CDS271337R0578		0.125	1
60	933056	SU201M-Z60	2CDS271337R0588		0.125	1	
63	933063	SU201M-Z63	2CDS271337R0608		0.125	1	

MCBs

SU 200 M series Z characteristic

Number of poles	Rated current In A	Bbn 4016779 EAN	Order details		Price 1 piece	Weight 1 piece kg	Pack unit pc.
			Type code	Order code			
2	0.5	933070	SU202M-Z0,5	2CDS272337R0158		0.250	1
	1	933087	SU202M-Z1	2CDS272337R0218		0.250	1
	1.6	933094	SU202M-Z1,6	2CDS272337R0258		0.250	1
	2	933100	SU202M-Z2	2CDS272337R0278		0.250	1
	3	933117	SU202M-Z3	2CDS272337R0318		0.250	1
	4	933124	SU202M-Z4	2CDS272337R0338		0.250	1
	5	933131	SU202M-Z5	2CDS272337R0358		0.250	1
	6	933148	SU202M-Z6	2CDS272337R0378		0.250	1
	8	933162	SU202M-Z8	2CDS272337R0408		0.250	1
	10	933179	SU202M-Z10	2CDS272337R0428		0.250	1
	13	933186	SU202M-Z13	2CDS272337R0448		0.250	1
	15	933193	SU202M-Z15	2CDS272337R0458		0.250	1
	16	933209	SU202M-Z16	2CDS272337R0468		0.250	1
	20	933216	SU202M-Z20	2CDS272337R0488		0.250	1
	25	933223	SU202M-Z25	2CDS272337R0518		0.250	1
	30	933230	SU202M-Z30	2CDS272337R0528		0.250	1
	32	933247	SU202M-Z32	2CDS272337R0538		0.250	1
	35	933254	SU202M-Z35	2CDS272337R0548		0.250	1
	40	933261	SU202M-Z40	2CDS272337R0558		0.250	1
	50	933278	SU202M-Z50	2CDS272337R0578		0.250	1
60	933285	SU202M-Z60	2CDS272337R0588		0.250	1	
63	933292	SU202M-Z63	2CDS272337R0608		0.250	1	
3	0.5	933308	SU203M-Z0,5	2CDS273337R0158		0.375	1
	1	933315	SU203M-Z1	2CDS273337R0218		0.375	1
	1.6	933322	SU203M-Z1,6	2CDS273337R0258		0.375	1
	2	933339	SU203M-Z2	2CDS273337R0278		0.375	1
	3	933346	SU203M-Z3	2CDS273337R0318		0.375	1
	4	933353	SU203M-Z4	2CDS273337R0338		0.375	1
	5	933360	SU203M-Z5	2CDS273337R0358		0.375	1
	6	933377	SU203M-Z6	2CDS273337R0378		0.375	1
	8	933391	SU203M-Z8	2CDS273337R0408		0.375	1
	10	933407	SU203M-Z10	2CDS273337R0428		0.375	1
	13	933414	SU203M-Z13	2CDS273337R0448		0.375	1
	15	933421	SU203M-Z15	2CDS273337R0458		0.375	1
	16	933438	SU203M-Z16	2CDS273337R0468		0.375	1
	20	933445	SU203M-Z20	2CDS273337R0488		0.375	1
	25	933452	SU203M-Z25	2CDS273337R0518		0.375	1
	30	933469	SU203M-Z30	2CDS273337R0528		0.375	1
	32	933476	SU203M-Z32	2CDS273337R0538		0.375	1
	35	933483	SU203M-Z35	2CDS273337R0548		0.375	1
	40	933490	SU203M-Z40	2CDS273337R0558		0.375	1
	50	933506	SU203M-Z50	2CDS273337R0578		0.375	1
60	933513	SU203M-Z60	2CDS273337R0588		0.375	1	
63	933520	SU203M-Z63	2CDS273337R0608		0.375	1	

MCBs

SU 200 M series Z characteristic

Number of poles	Rated current In A	Bbn 4016779 EAN	Order details		Price 1 piece	Weight 1 piece kg	Pack unit pc.
			Type code	Order code			
4	0.5	933537	SU204M-Z0,5	2CDS274337R0158		0.500	1
	1	933544	SU204M-Z1	2CDS274337R0218		0.500	1
	1.6	933551	SU204M-Z1,6	2CDS274337R0258		0.500	1
	2	933568	SU204M-Z2	2CDS274337R0278		0.500	1
	3	933575	SU204M-Z3	2CDS274337R0318		0.500	1
	4	933582	SU204M-Z4	2CDS274337R0338		0.500	1
	5	933599	SU204M-Z5	2CDS274337R0358		0.500	1
	6	933605	SU204M-Z6	2CDS274337R0378		0.500	1
	8	933629	SU204M-Z8	2CDS274337R0408		0.500	1
	10	933636	SU204M-Z10	2CDS274337R0428		0.500	1
	13	933643	SU204M-Z13	2CDS274337R0448		0.500	1
	15	933650	SU204M-Z15	2CDS274337R0458		0.500	1
	16	933667	SU204M-Z16	2CDS274337R0468		0.500	1
	20	933674	SU204M-Z20	2CDS274337R0488		0.500	1
	25	933681	SU204M-Z25	2CDS274337R0518		0.500	1
	30	933698	SU204M-Z30	2CDS274337R0528		0.500	1
	32	933704	SU204M-Z32	2CDS274337R0538		0.500	1
	35	933711	SU204M-Z35	2CDS274337R0548		0.500	1
	40	933728	SU204M-Z40	2CDS274337R0558		0.500	1
	50	933735	SU204M-Z50	2CDS274337R0578		0.500	1
60	933742	SU204M-Z60	2CDS274337R0588		0.500	1	
63	933759	SU204M-Z63	2CDS274337R0608		0.500	1	

MCBs

Circuit breaker SU 200 MR series, 10kA

The SU200 MR is a high-performance circuit breaker with ring cable lug connections conforming to UL 489; CSA 22.2. No. 5 and IEC/EN 60947-2 standards. The integrated captive connecting screws simplify the connection of electric lines, provides extra protection and saves time.



SU201 MR



SU202 MR

Number of poles	Rated current In A	Bbn 4016779 EAN	Order details		Price 1 piece	Weight 1 piece kg	Pack unit pc.
			Type code	Order code			
1	0.2	956192	SU201MR-K0.2	2CDS271347R0087	0.140	1	
	0.3	956215	SU201MR-K0.3	2CDS271347R0117	0.140	1	
	0.5	956239	SU201MR-K0.5	2CDS271347R0157	0.140	1	
	0.75	956253	SU201MR-K0.75	2CDS271347R0187	0.140	1	
	1	956277	SU201MR-K1	2CDS271347R0217	0.140	1	
	1.6	956291	SU201MR-K1.6	2CDS271347R0257	0.140	1	
	2	956314	SU201MR-K2	2CDS271347R0277	0.140	1	
	3	956338	SU201MR-K3	2CDS271347R0317	0.140	1	
	4	956352	SU201MR-K4	2CDS271347R0337	0.140	1	
	5	956376	SU201MR-K5	2CDS271347R0357	0.140	1	
	6	956390	SU201MR-K6	2CDS271347R0377	0.140	1	
	8	956413	SU201MR-K8	2CDS271347R0407	0.140	1	
	10	956437	SU201MR-K10	2CDS271347R0427	0.140	1	
	13	956451	SU201MR-K13	2CDS271347R0447	0.140	1	
	15	956475	SU201MR-K15	2CDS271347R0457	0.140	1	
	16	956499	SU201MR-K16	2CDS271347R0467	0.140	1	
	20	956512	SU201MR-K20	2CDS271347R0487	0.140	1	
	25	956536	SU201MR-K25	2CDS271347R0517	0.140	1	
	30	956550	SU201MR-K30	2CDS271347R0527	0.140	1	
	32	956574	SU201MR-K32	2CDS271347R0537	0.140	1	
35	956598	SU201MR-K35	2CDS271347R0547	0.140	1		
40	956611	SU201MR-K40	2CDS271347R0557	0.140	1		
50	956635	SU201MR-K50	2CDS271347R0577	0.140	1		
60	956659	SU201MR-K60	2CDS271347R0587	0.140	1		
63	956673	SU201MR-K63	2CDS271347R0607	0.140	1		
2	0.2	957175	SU202MR-K0.2	2CDS272347R0087	0.280	1	
	0.3	957199	SU202MR-K0.3	2CDS272347R0117	0.280	1	
	0.5	957212	SU202MR-K0.5	2CDS272347R0157	0.280	1	
	0.75	957236	SU202MR-K0.75	2CDS272347R0187	0.280	1	
	1	957250	SU202MR-K1	2CDS272347R0217	0.280	1	
	1.6	957274	SU202MR-K1.6	2CDS272347R0257	0.280	1	
	2	957298	SU202MR-K2	2CDS272347R0277	0.280	1	
	3	957311	SU202MR-K3	2CDS272347R0317	0.280	1	
	4	957335	SU202MR-K4	2CDS272347R0337	0.280	1	
	5	957359	SU202MR-K5	2CDS272347R0357	0.280	1	
	6	957373	SU202MR-K6	2CDS272347R0377	0.280	1	
	8	957397	SU202MR-K8	2CDS272347R0407	0.280	1	
	10	957410	SU202MR-K10	2CDS272347R0427	0.280	1	
	13	957434	SU202MR-K13	2CDS272347R0447	0.280	1	
	15	957458	SU202MR-K15	2CDS272347R0457	0.280	1	
	16	957472	SU202MR-K16	2CDS272347R0467	0.280	1	
	20	957496	SU202MR-K20	2CDS272347R0487	0.280	1	
	25	957519	SU202MR-K25	2CDS272347R0517	0.280	1	
	30	957533	SU202MR-K30	2CDS272347R0527	0.280	1	
	32	957557	SU202MR-K32	2CDS272347R0537	0.280	1	
35	957571	SU202MR-K35	2CDS272347R0547	0.280	1		
40	957595	SU202MR-K40	2CDS272347R0557	0.280	1		
50	957618	SU202MR-K50	2CDS272347R0577	0.280	1		
60	957632	SU202MR-K60	2CDS272347R0587	0.280	1		
63	957656	SU202MR-K63	2CDS272347R0607	0.280	1		

MCBs

Circuit breaker SU 200 MR series, 10kA



SU203 MR



SU204 MR

Number of poles	Rated current In A	Bbn 4016779 EAN	Order details		Price 1 piece	Weight 1 piece kg	Pack unit pc.
			Type code	Order code			
3	0.2	958172	SU203MR-K0.2	2CDS273347R0087		0.420	1
	0.3	958196	SU203MR-K0.3	2CDS273347R0117		0.420	1
	0.5	958219	SU203MR-K0.5	2CDS273347R0157		0.420	1
	0.75	958233	SU203MR-K0.75	2CDS273347R0187		0.420	1
	1	958257	SU203MR-K1	2CDS273347R0217		0.420	1
	1.6	958271	SU203MR-K1.6	2CDS273347R0257		0.420	1
	2	958295	SU203MR-K2	2CDS273347R0277		0.420	1
	3	958318	SU203MR-K3	2CDS273347R0317		0.420	1
	4	958332	SU203MR-K4	2CDS273347R0337		0.420	1
	5	958356	SU203MR-K5	2CDS273347R0357		0.420	1
	6	958370	SU203MR-K6	2CDS273347R0377		0.420	1
	8	958394	SU203MR-K8	2CDS273347R0407		0.420	1
	10	958417	SU203MR-K10	2CDS273347R0427		0.420	1
	13	958431	SU203MR-K13	2CDS273347R0447		0.420	1
	15	958455	SU203MR-K15	2CDS273347R0457		0.420	1
	16	958479	SU203MR-K16	2CDS273347R0467		0.420	1
	20	958493	SU203MR-K20	2CDS273347R0487		0.420	1
	25	958516	SU203MR-K25	2CDS273347R0517		0.420	1
	30	958530	SU203MR-K30	2CDS273347R0527		0.420	1
	32	958554	SU203MR-K32	2CDS273347R0537		0.420	1
35	958578	SU203MR-K35	2CDS273347R0547		0.420	1	
40	958592	SU203MR-K40	2CDS273347R0557		0.420	1	
50	958615	SU203MR-K50	2CDS273347R0577		0.420	1	
60	958639	SU203MR-K60	2CDS273347R0587		0.420	1	
63	958653	SU203MR-K63	2CDS273347R0607		0.420	1	
4	0.2	959179	SU204MR-K0.2	2CDS274347R0087		0.560	1
	0.3	959193	SU204MR-K0.3	2CDS274347R0117		0.560	1
	0.5	959216	SU204MR-K0.5	2CDS274347R0157		0.560	1
	0.75	959230	SU204MR-K0.75	2CDS274347R0187		0.560	1
	1	959254	SU204MR-K1	2CDS274347R0217		0.560	1
	1.6	959278	SU204MR-K1.6	2CDS274347R0257		0.560	1
	2	959292	SU204MR-K2	2CDS274347R0277		0.560	1
	3	959315	SU204MR-K3	2CDS274347R0317		0.560	1
	4	959339	SU204MR-K4	2CDS274347R0337		0.560	1
	5	959353	SU204MR-K5	2CDS274347R0357		0.560	1
	6	959377	SU204MR-K6	2CDS274347R0377		0.560	1
	8	959391	SU204MR-K8	2CDS274347R0407		0.560	1
	10	959414	SU204MR-K10	2CDS274347R0427		0.560	1
	13	959438	SU204MR-K13	2CDS274347R0447		0.560	1
	15	959452	SU204MR-K15	2CDS274347R0457		0.560	1
	16	959476	SU204MR-K16	2CDS274347R0467		0.560	1
	20	959490	SU204MR-K20	2CDS274347R0487		0.560	1
	25	959513	SU204MR-K25	2CDS274347R0517		0.560	1
	30	959537	SU204MR-K30	2CDS274347R0527		0.560	1
	32	959551	SU204MR-K32	2CDS274347R0537		0.560	1
35	959575	SU204MR-K35	2CDS274347R0547		0.560	1	
40	959599	SU204MR-K40	2CDS274347R0557		0.560	1	
50	959612	SU204MR-K50	2CDS274347R0577		0.560	1	
60	959636	SU204MR-K60	2CDS274347R0587		0.560	1	
63	959650	SU204MR-K63	2CDS274347R0607		0.560	1	

MCBs

S 200 series UDC - Universal current range, UL, K characteristic

S 200 UDC-K characteristic

Function: protection and control of the circuits like motors, transformers and auxiliary circuits, against overloads and short-circuits.

Advantages: no nuisance tripping in the case of functional peak currents up to $10 \times I_n$, depending on the series; through its highly sensitive thermostatic bimetal trip, the K-type characteristic offers protection to damageable elements in the overcurrent range; it also provides the best protection to cables and lines.

Applications: commercial and industrial

Standard: UL 489, CSA 22.2 No. 5

(only DC, please note polarity of device)

Short-circuit current rating (SCCR acc. to UL 489): 14 kA



S 201 UDC

Number of poles	Rated current In A	Bbn 4016779 EAN	Order details		Price 1 piece	Weight 1 piece kg	Pack unit pc.
			Type code	Order code			
1	1	825924	S201UDC-K1	2CDS271517R0217		0.150	10
	1,6	825948	S201UDC-K1.6	2CDS271517R0257		0.150	10
	2	825955	S201UDC-K2	2CDS271517R0277		0.150	10
	3	825962	S201UDC-K3	2CDS271517R0317		0.150	10
	4	825979	S201UDC-K4	2CDS271517R0337		0.150	10
	5	825986	S201UDC-K5	2CDS271517R0357		0.150	10
	6	825993	S201UDC-K6	2CDS271517R0377		0.150	10
	8	826006	S201UDC-K8	2CDS271517R0407		0.150	10
	10	826013	S201UDC-K10	2CDS271517R0427		0.150	10
	13	826020	S201UDC-K13	2CDS271517R0447		0.150	10
	15	826037	S201UDC-K15	2CDS271517R0457		0.150	10
	16	826044	S201UDC-K16	2CDS271517R0467		0.150	10
	20	826051	S201UDC-K20	2CDS271517R0487		0.150	10
	25	826068	S201UDC-K25	2CDS271517R0517		0.150	10
	30	826075	S201UDC-K30	2CDS271517R0527		0.150	10
	32	826082	S201UDC-K32	2CDS271517R0537		0.150	10
	40	826099	S201UDC-K40	2CDS271517R0557		0.150	10
	50	826105	S201UDC-K50	2CDS271517R0577		0.150	10
	60	826112	S201UDC-K60	2CDS271517R0587		0.150	10
63	826129	S201UDC-K63	2CDS271517R0607		0.150	10	

MCBs

S 200 series UDC - Universal current range, UL, K characteristic



S 202 UDC

Number of poles	Rated current In A	Bbn 4016779 EAN	Order details		Price 1 piece	Weight 1 piece kg	Pack unit pc.
			Type code	Order code			
2	1	825061	S202UDC-K1	2CDS272517R0217		0.300	5
	1,6	825160	S202UDC-K1.6	2CDS272517R0257		0.300	5
	2	825177	S202UDC-K2	2CDS272517R0277		0.300	5
	3	825184	S202UDC-K3	2CDS272517R0317		0.300	5
	4	825191	S202UDC-K4	2CDS272517R0337		0.300	5
	5	825207	S202UDC-K5	2CDS272517R0357		0.300	5
	6	825214	S202UDC-K6	2CDS272517R0377		0.300	5
	8	825221	S202UDC-K8	2CDS272517R0407		0.300	5
	10	825238	S202UDC-K10	2CDS272517R0427		0.300	5
	13	825245	S202UDC-K13	2CDS272517R0447		0.300	5
	15	825252	S202UDC-K15	2CDS272517R0457		0.300	5
	16	825269	S202UDC-K16	2CDS272517R0467		0.300	5
	20	825276	S202UDC-K20	2CDS272517R0487		0.300	5
	25	825283	S202UDC-K25	2CDS272517R0517		0.300	5
	30	825290	S202UDC-K30	2CDS272517R0527		0.300	5
	32	825306	S202UDC-K32	2CDS272517R0537		0.300	5
	40	825313	S202UDC-K40	2CDS272517R0557		0.300	5
50	825320	S202UDC-K50	2CDS272517R0577		0.300	5	
60	825337	S202UDC-K60	2CDS272517R0587		0.300	5	
63	825344	S202UDC-K63	2CDS272517R0607		0.300	5	

MCBs

S 200 series UDC - Universal current range, UL, Z characteristic

S 200 UDC-Z characteristic

Function: protection and control of the electronic circuits against lower and long duration overloads and short-circuits.

Applications: commercial and industrial.

Standard: UL 489, CSA 22.2 No. 5

(only DC, please note polarity of device)

Short-circuit current rating (SCCR acc. to UL 489): 14 kA



S 201 UDC




S 202 UDC

Number of poles	Rated current In A	Bbn 4016779 EAN	Order details		Price 1 piece	Weight 1 piece kg	Pack unit pc.
			Type code	Order code			
1	1	826136	S201UDC-Z1	2CDS271517R0218		0.150	10
	1,6	826143	S201UDC-Z1.6	2CDS271517R0258		0.150	10
	2	826150	S201UDC-Z2	2CDS271517R0278		0.150	10
	3	826167	S201UDC-Z3	2CDS271517R0318		0.150	10
	4	826174	S201UDC-Z4	2CDS271517R0338		0.150	10
	5	826181	S201UDC-Z5	2CDS271517R0358		0.150	10
	6	826198	S201UDC-Z6	2CDS271517R0378		0.150	10
	8	826204	S201UDC-Z8	2CDS271517R0408		0.150	10
	10	826211	S201UDC-Z10	2CDS271517R0428		0.150	10
	15	826228	S201UDC-Z15	2CDS271517R0458		0.150	10
	16	826235	S201UDC-Z16	2CDS271517R0468		0.150	10
	20	826242	S201UDC-Z20	2CDS271517R0488		0.150	10
	25	826259	S201UDC-Z25	2CDS271517R0518		0.150	10
	30	826266	S201UDC-Z30	2CDS271517R0528		0.150	10
	32	826273	S201UDC-Z32	2CDS271517R0538		0.150	10
	40	826280	S201UDC-Z40	2CDS271517R0558		0.150	10
	50	826297	S201UDC-Z50	2CDS271517R0578		0.150	10
60	826303	S201UDC-Z60	2CDS271517R0588		0.150	10	
63	826310	S201UDC-Z63	2CDS271517R0608		0.150	10	
2	1	825351	S202UDC-Z1	2CDS272517R0218		0.300	5
	1,6	825368	S202UDC-Z1.6	2CDS272517R0258		0.300	5
	2	825375	S202UDC-Z2	2CDS272517R0278		0.300	5
	3	825382	S202UDC-Z3	2CDS272517R0318		0.300	5
	4	825399	S202UDC-Z4	2CDS272517R0338		0.300	5
	5	825405	S202UDC-Z5	2CDS272517R0358		0.300	5
	6	825412	S202UDC-Z6	2CDS272517R0378		0.300	5
	8	825429	S202UDC-Z8	2CDS272517R0408		0.300	5
	10	825436	S202UDC-Z10	2CDS272517R0428		0.300	5
	15	825443	S202UDC-Z15	2CDS272517R0458		0.300	5
	16	825450	S202UDC-Z16	2CDS272517R0468		0.300	5
	20	825467	S202UDC-Z20	2CDS272517R0488		0.300	5
	25	825474	S202UDC-Z25	2CDS272517R0518		0.300	5
	30	825481	S202UDC-Z30	2CDS272517R0528		0.300	5
	32	825498	S202UDC-Z32	2CDS272517R0538		0.300	5
	40	825504	S202UDC-Z40	2CDS272517R0558		0.300	5
	50	825511	S202UDC-Z50	2CDS272517R0578		0.300	5
60	825528	S202UDC-Z60	2CDS272517R0588		0.300	5	
63	825535	S202UDC-Z63	2CDS272517R0608		0.300	5	

MCB SN 201. The details make the difference

A range designed to ensure efficiency and protection







Space for insulated screwdrivers: the larger neutral hole allows the use of an insulated screwdriver to tighten the screws of both wire terminals, ensuring maximum safety of the operation.



Two bistable fixing devices for maximum ease of use: due to larger size of the DIN rail fixing system, made with 2 bistable fixing devices, the same screwdriver used for tightening the terminals can also be used for assembling and disassembling the device.



With the practical label carrier fitted in the SN201 circuit-breakers you can give maximum visibility to the information relating to the protected loads.



The SN201 fully integrates with the range of System pro M compact® miniature circuit-breakers, sharing the wide selection of accessories available through a dedicated interface (half module), which also can be used as auxiliary contact.

Miniature circuit-breakers

SN 201 series - 1P+N in one module housing



SN 201

General Data	Standards		
	Number of poles		
	Tripping characteristics		
	Rated current I_n	A	
	Rated frequency f	Hz	
	Rated insulation voltage U_i acc. to IEC/EN 60664-1	V	
	Overvoltage category		
	Pollution degree		
	Data acc. to IEC/EN 60898-1	Rated operational voltage U_e	V
		Max. power frequency recovery voltage (U_{max})	V
Min. operating voltage		V	
Rated short-circuit capacity I_{cn}		kA	
Rated making and breaking capacity of one individual pole I_{cn1}		kA	
Energy limiting class (B, C characteristics)			
Grid distance		mm	
Rated impulse withstand voltage U_{imp} (1.2/50 μ s)		kV	
Dielectric test voltage (at ind. freq. for 1 min.)		kV	
Reference temperature for tripping characteristics		°C	
Electrical endurance		cycles (OFF-ON-OFF)	
Data acc. to IEC/EN 60947-2 (Only referring to internal short circuit test)		Rated ultimate short-circuit breaking capacity I_{cu}	kA
		Rated service short-circuit breaking capacity I_{cs}	kA
Mechanical Data	Housing type		
	Toggle type		
	Contact position indication		
	Protection degree acc. to EN 60529		
	Mechanical endurance	cycles (OFF-ON-OFF)	
	Resistance to Shock acc. to IEC 60068-2-27		
	Resistance to Vibrations acc. to IEC 60068-2-6		
	Environmental conditions (damp heat) acc. to IEC/EN 60068-2-30	°C/RH	
	Ambient temperature (with daily average $\leq +35^\circ\text{C}$)	°C	
	Storage temperature	°C	
Installation	Terminal type (top/bottom)		
	Cross-section of conductors (top/bottom) Stranded / Solid	mm ²	
	Cross-section of conductors (top/bottom) Flexible	mm ²	
	Wire Stripping Length	mm	
	Tightening torque	Nm	
	Screwdriver		
	Mounting type		
	Mounting Position		
	Supply from		
	Dimensions and weight	Pole dimensions (H x D x W)	mm
Pole weight		g	
Combination with aux. elements	Auxiliary contact		
	Auxiliary/Signal contact		
	Shunt trip		
	Undervoltage release		

*1 SN201 and SN201M series in B and D characteristic are available for rated current $I_n \geq 6$ A

Miniature circuit-breakers

SN 201 series - 1P+N in one module housing

SN 201 L	SN 201	SN 201 M
IEC/EN 60898-1		
1P + N		
B, C	B, C, D	B, C
2...40 A *1		
50 / 60 Hz		
500 V AC		
III		
2		
230 V AC		
254 V AC		
12 V AC		
4.5 kA	6 kA	10 kA
4.5 kA	6 kA	6 kA
3		
35		
4 kV (test voltage 6,2kV at sea level, 5kV at 2000m)		
2 kV (50 / 60Hz)		
30°C		
10.000		
6 kA	10 kA	10 kA
4.5 kA	6 kA	7.5 kA
Insulation group II, RAL 7035		
Insulation group IIIA, black, sealable in ON/OFF positions		
Marking on toggle (I ON / 0 OFF)		
Housing: IP4X; Terminals: IP2X		
20000		
30 g - 2 shocks - 13 ms		
0.35mm or 5g - 20 cycles at 5...150...5 Hz without load		
28 cycles with 55°C/90-96% and 25°C/95-100%		
-25 ... +55°C		
-40 ... +70°C		
Fail-safe cage terminal		
16 mm ² / 16 mm ²		
10 mm ² / 10 mm ²		
11 mm		
1.2 Nm		
No. 2 Pozidrive		
On DIN rail 35 mm acc. to EN 60715 by fast clip		
any		
Top/Bottom terminals		
85 x 68.9 x 17.6 mm		
115		
Yes		
Yes		
Yes (with coupling interface)		
Yes (with coupling interface)		

MCBs

SN 201 L series B and C characteristic

SN 201 L - B characteristic

Function: overload and short-circuit protection of circuits in final distribution; protection of long cable lengths in TN and IT systems.

Applications: residential.

Standard: IEC/EN 60898-1

Icn: 4.5 kA



SN 201 L

Number of poles	Rated current In A	Bbn 8012542 EAN	Order details		Price 1 piece	Weight 1 piece kg	Pack unit pc.
			Type code	Order code			
1+N	2	087359	SN201LB2	2CSS245101R0025	0.110	6	
	4	087458	SN201LB4	2CSS245101R0045	0.110	6	
	6	087557	SN201LB6	2CSS245101R0065	0.110	6	
	10	087656	SN201LB10	2CSS245101R0105	0.110	6	
	16	087755	SN201LB16	2CSS245101R0165	0.110	6	
	20	087854	SN201LB20	2CSS245101R0205	0.110	6	
	25	087953	SN201LB25	2CSS245101R0255	0.110	6	
	32	088059	SN201LB32	2CSS245101R0325	0.110	6	
	40	088158	SN201LB40	2CSS245101R0405	0.110	6	

SN 201 L - C characteristic

Function: overload and short-circuit protection of circuits in final distribution; protection of resistive and inductive loads with low inrush current.

Applications: residential.

Standard: IEC/EN 60898-1

Icn: 4.5 kA



SN 201 L

Number of poles	Rated current In A	Bbn 8012542 EAN	Order details		Price 1 piece	Weight 1 piece kg	Pack unit pc.
			Type code	Order code			
1+N	2	088257	SN201LC2	2CSS245101R0024	0.110	6	
	4	088356	SN201LC4	2CSS245101R0044	0.110	6	
	6	088455	SN201LC6	2CSS245101R0064	0.110	6	
	10	088554	SN201LC10	2CSS245101R0104	0.110	6	
	16	088653	SN201LC16	2CSS245101R0164	0.110	6	
	20	088752	SN201LC20	2CSS245101R0204	0.110	6	
	25	088851	SN201LC25	2CSS245101R0254	0.110	6	
	32	088950	SN201LC32	2CSS245101R0324	0.110	6	
	40	089056	SN201LC40	2CSS245101R0404	0.110	6	

MCBs

SN 201 series B and C characteristic



SN 201

SN 201 - B characteristic

Function: overload and short-circuits protection of circuits in final distribution; protection of long cable lengths in TN and IT systems.

Applications: residential and commercial.

Standard: IEC/EN 60898-1

Icn: 6 kA

Number of poles	Rated current In A	Bbn 8012542 EAN	Order details		Price 1 piece	Weight 1 piece kg	Pack unit pc.
			Type code	Order code			
1+N	6	090755	SN201B6	2CSS255101R0065		0.110	6
	10	090854	SN201B10	2CSS255101R0105		0.110	6
	13	743514	SN201B13	2CSS255101R0135		0.110	6
	16	090953	SN201B16	2CSS255101R0165		0.110	6
	20	091059	SN201B20	2CSS255101R0205		0.110	6
	25	091158	SN201B25	2CSS255101R0255		0.110	6
	32	091257	SN201B32	2CSS255101R0325		0.110	6
	40	091356	SN201B40	2CSS255101R0405		0.110	6

SN 201 - C characteristic

Function: overload and short-circuit protection of circuits in final distribution; protection of resistive and inductive loads with low inrush current.

Applications: residential and commercial.

Standard: IEC/EN 60898-1

Icn: 6 kA



SN 201

Number of poles	Rated current In A	Bbn 8012542 EAN	Order details		Price 1 piece	Weight 1 piece kg	Pack unit pc.
			Type code	Order code			
1+N	2	091462	SN201C2	2CSS255101R0024		0.110	6
	3	130260	SN201C3	2CSS255101R0034		0.110	6
	4	091561	SN201C4	2CSS255101R0044		0.110	6
	6	091660	SN201C6	2CSS255101R0064		0.110	6
	10	091769	SN201C10	2CSS255101R0104		0.110	6
	13	091868	SN201C13	2CSS255101R0134		0.110	6
	16	091967	SN201C16	2CSS255101R0164		0.110	6
	20	092063	SN201C20	2CSS255101R0204		0.110	6
	25	092162	SN201C25	2CSS255101R0254		0.110	6
	32	092261	SN201C32	2CSS255101R0324		0.110	6
	40	092360	SN201C40	2CSS255101R0404		0.110	6

MCBs

SN 201 series D characteristic

SN 201 - D characteristic

Function: protection and control of the circuits against overloads and short-circuits in final distribution; protection for circuits which supply loads with high inrush current at the circuit closing.

Applications: residential and commercial.

Standard: IEC/EN 60898-1

Icn: 6 kA



SN 201

Number of poles	Rated current In A	Bbn 8012542 EAN	Order details		Price 1 piece	Weight 1 piece kg	Pack unit pc.
			Type code	Order code			
1+N	6	092452	SN201D6	2CSS255101R0061		0.110	6
	10	092551	SN201D10	2CSS255101R0101		0.110	6
	16	092650	SN201D16	2CSS255101R0161		0.110	6
	20	092759	SN201D20	2CSS255101R0201		0.110	6
	25	092858	SN201D25	2CSS255101R0251		0.110	6
	32	092957	SN201D32	2CSS255101R0321		0.110	6
	40	093053	SN201D40	2CSS255101R0401		0.110	6

MCBs

SN 201 M series B and C characteristic



SN 201 M

SN 201 M - B characteristic

Function: overloads and short-circuit protection of circuits in final distribution; protection of long cable lengths in TN and IT systems.

Applications: residential and commercial.

Standard: IEC/EN 60898-1

Icn: 10 kA

Number of poles	Rated current In A	Bbn 8012542 EAN	Order details		Price 1 piece	Weight 1 piece kg	Pack unit pc.
			Type code	Order code			
1+N	6	093152	SN201MB6	2CSS275101R0065		0.110	6
	10	093251	SN201MB10	2CSS275101R0105		0.110	6
	16	093350	SN201MB16	2CSS275101R0165		0.110	6
	20	093459	SN201MB20	2CSS275101R0205		0.110	6
	25	093558	SN201MB25	2CSS275101R0255		0.110	6
	32	093657	SN201MB32	2CSS275101R0325		0.110	6
	40	093756	SN201MB40	2CSS275101R0405		0.110	6

SN 201 M - C characteristic

Function: overload and short-circuit protection of circuits in final distribution; protection of resistive and inductive loads with low inrush current.

Applications: residential and commercial.

Standard: IEC/EN 60898-1

Icn: 10 kA

Number of poles	Rated current In A	Bbn 8012542 EAN	Order details		Price 1 piece	Weight 1 piece kg	Pack unit pc.
			Type code	Order code			
1+N	2	093855	SN201MC2	2CSS275101R0024		0.110	6
	4	093954	SN201MC4	2CSS275101R0044		0.110	6
	6	094050	SN201MC6	2CSS275101R0064		0.110	6
	10	094159	SN201MC10	2CSS275101R0104		0.110	6
	16	094258	SN201MC16	2CSS275101R0164		0.110	6
	20	094357	SN201MC20	2CSS275101R0204		0.110	6
	25	094456	SN201MC25	2CSS275101R0254		0.110	6
	32	094555	SN201MC32	2CSS275101R0324		0.110	6
	40	094654	SN201MC40	2CSS275101R0404		0.110	6



SN 201 M

S200C Compact MCBs

Save up to 50% more of space in the installation

Easy to install

- Supply possible either from top or bottom side, with cables or busbars.
- All screws are on the same level for a fast and easy installation

Guaranteed security

Indication of the contacts status with I-ON/O-OFF indication in green/red on the toggle

Dedicated space for label

Dedicated space to insert labels in order to clearly identify the protected lines



High performance clips

To facilitate the mounting and dismounting operation, guaranteeing an easy removal from a battery of device supplied with busbars

Laser printed information


Main technical information and product code are laser printed on the front side, visible also when the device is installed

Combination with accessories

Possibility to mount signal and auxiliary contacts either on right or left side

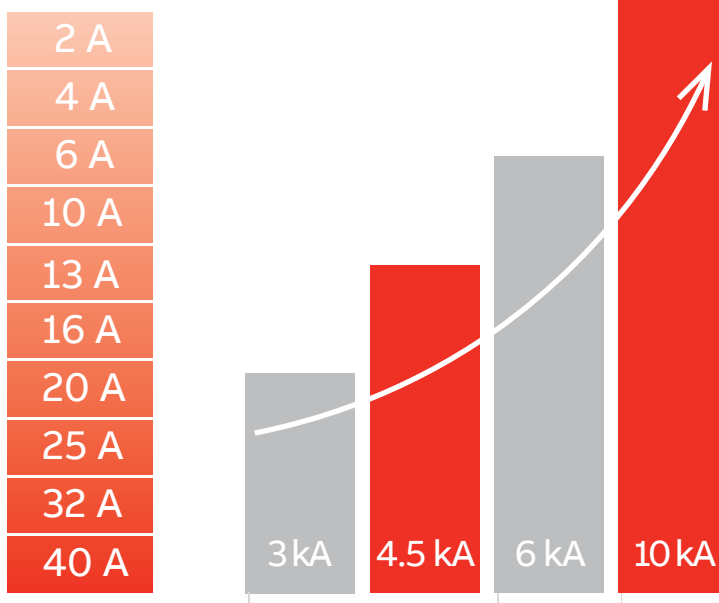
S200C series

One-sight overview



- **S2011C: 1P+1P in 1M** - 6 kA braking capacity, B and C char up to 20 A.
- **S202C: 2P in 1M** - From 3 kA to 10 kA breaking capacity, B and C char up to 40 A. Including a dedicated version for traction.
- **S203C: 3P in 2M** - From 3 kA to 6 kA breaking capacity, B and C char up to 32 A.
- **S204C: 4P in 2M** - From 3 kA to 6 kA breaking capacity, B and C char up to 32 A.
- **G2C auxiliary and signal contact**

4 levels of breaking capacity
10 rated current variants



MCBs

S2011C - Technical features

			S2011C
Standards			IEC/EN 60898-1
Electrical features			
Number of poles			1P+1P
Number of modules			1M
Tripping Characteristic			B, C
Rated current I_n	A		$1 \leq I_n \leq 20$
Rated operational voltage U_e	V		230/240
Rated insulation voltage U_i acc. to IEC/EN 60664-1	V		500 V AC
Oversvoltage category			III
Pollution degree			2
Rated frequency f	Hz		50/60
Min operating voltage	V AC/DC		12
Max operating voltage	V		264
Rated short-circuit capacity acc. to IEC/EN 60898-1	I_{cn}	A	6000
Rated short circuit breaking capacity acc. to IEC/EN 60947-2 (only referring to internal short circuit test)	ultimate I_{cu}	kA	6
	service I_{cs}	kA	6
Rated making and breaking capacity of one individual pole	I_{cn1}	A	6000
Rated short circuit breaking capacity acc. to IEC/EN 60947-2 in DC (only referring to internal short circuit test, t_c 4ms)	ultimate I_{cu}	kA	6 kA @ 48 VDC
Grid distance	mm		35
Rated impulse withstand voltage (1.2/50 μ s) U_{imp}	kV		4 kV
Dielectric test voltage at ind. freq. for 1 min.	kV		2.5 kV (50 / 60Hz, 1 min.)
Energy limiting class			3
Mechanical features			
Housing type			Insulation group I, RAL 7035
Toggle type			Insulation group II, Black RAL 9005, sealable in ON-OFF positions
Electrical endurance		cycles (OFF-ON-OFF)	10000
Mechanical endurance		cycles (OFF-ON-OFF)	20000
Contact position indication (CPI)			Marking on toggle (I ON / 0 OFF)
Protection degree acc. to EN 60529	housing		IP40
	terminals		IP20
Resistance to Shock acc. to IEC 60068-2-27			40 g (x,y,z) - 18 shocks - 5ms half sinusoidal
Resistance to Vibrations acc. to IEC 60068-2-6			0.35 mm or 5g - 20 cycles at 5...150...5 Hz
Environmental conditions (damp heat) acc. to IEC/EN 60068-2-30		$^{\circ}$ C/RH	28 cycles with 55 $^{\circ}$ C/90–96 % and 25 $^{\circ}$ C/95–100 %
Reference temperature for tripping characteristics		$^{\circ}$ C	30
Ambient temperature (with daily average $\leq +35$ $^{\circ}$ C)		$^{\circ}$ C	-25...+55
Storage temperature		$^{\circ}$ C	-40...+70
Installation			
Terminal type	top / bottom		Fail-safe cage terminal
Cross-section of conductors (Solid/ Stranded)	top / bottom	mm ²	16/16
Cross-section of conductors (Flexible)	top / bottom	mm ²	10/10
Cross-section of busbars	top / bottom	mm ²	10/10
Tightening torque	top / bottom	Nm	3
Wire Stripping Length		mm	12
Screwdriver			No. 2 Pozidrive
Mounting type			on DIN rail EN 60715 (35 mm) by means of mounting clip
Mounting position			Vertical & Horizontal
Supply from			Top/Bottom terminals
Dimensions and weight			
Dimensions (HxDxW)		mm	86x70x17.8 mm
Weight		g	160
Combination with auxiliary elements			
Combinable with accessories and auxiliaries			YES, G2C series

MCBs

S202C - Technical features

	S202C				S202TC	
	S202C T	S202C L	S202C	S202C M	S202TC	
Standards	IEC/EN 60898-1					
Electrical features						
Number of poles	2P	2P	2P	2P	2P	
Number of modules	1M	1M	1M	1M	1M	
Tripping Characteristic	C	B, C	B, C	B, C	B, C	
Rated current I_n	A	$2 \leq I_n \leq 40$	$2 \leq I_n \leq 40$	$2 \leq I_n \leq 40$	$2 \leq I_n \leq 32$	
Rated operational voltage U_e	V	400/415	400/415	400/415	400/415	
Rated insulation voltage U_i acc. to IEC/EN 60664-1	V	500 V AC	500 V AC	500 V AC	500 V AC	
Overvoltage category		III	III	III	III	
Pollution degree		2	2	2	2	
Rated frequency f	Hz	50/60	50/60	50/60	50/60	
Min operating voltage	V AC/DC	12	12	12	12	
Max operating voltage	V	440	440	440	264	
Rated short-circuit capacity acc. to IEC/EN 60898-1 I_{cn}	A	3000	4500	6000	10000	
Rated short circuit breaking capacity acc. to IEC/EN 60947-2 (only referring to internal short circuit test)	ultimate I_{cu}	kA	3	6	10	10
	service I_{cs}	kA	3	4.5	6	7.5
Rated making and breaking capacity of one individual pole	I_{cn1}	A	3000	4500	6000	6000
Rated short circuit breaking capacity acc. to IEC/EN 60947-2 in DC (only referring to internal short circuit test, tc 4ms)	ultimate I_{cu}	kA	3 kA @ 110 VDC	4.5 kA @ 110 VDC	6 kA @ 110 VDC	-
Grid distance	mm	35	35	35	60	35
Rated impulse withstand voltage (1.2/50 μ s) U_{imp}	kV	4 kV	4 kV	4 kV	4 kV	4 kV
Dielectric test voltage at ind. freq. for 1 min.	kV	2.5 kV (50 / 60Hz, 1 min.)	2.5 kV (50 / 60Hz, 1 min.)	2.5 kV (50 / 60Hz, 1 min.)	2.5 kV (50 / 60Hz, 1 min.)	2.5 kV (50 / 60Hz, 1 min.)
Energy limiting class		3				
Mechanical features						
Housing type		Insulation group I, RAL 7035				
Toggle type		Insulation group II, Black RAL 9005, sealable in ON-OFF positions				
Electrical endurance	cycles (OFF-ON-OFF)	10000				
Mechanical endurance	cycles (OFF-ON-OFF)	20000				
Contact position indication (CPI)		Marking on toggle (I ON / 0 OFF)				
Protection degree acc. to EN 60529	housing terminals	IP40				
		IP20				
Resistance to Shock acc. to IEC 60068-2-27		40 g (x,y,z) - 18 shocks - 5 ms half sinusoidal				
Resistance to Vibrations acc. to IEC 60068-2-6		0.35 mm or 5 g - 20 cycles at 5...150...5 Hz				
Environmental conditions (damp heat) acc. to IEC/EN 60068-2-30	$^{\circ}$ C/RH	28 cycles with 55 $^{\circ}$ C/90-96 % and 25 $^{\circ}$ C/95-100 %				
Reference temperature for tripping characteristics	$^{\circ}$ C	30				
Ambient temperature (with daily average $\leq +35$ $^{\circ}$ C)	$^{\circ}$ C	-25...+55				
Storage temperature	$^{\circ}$ C	-40...+70				
Installation						
Terminal type	top / bottom	Fail-safe cage terminal				
Cross-section of conductors (Solid/ Stranded)	top / bottom	mm ²	16/16			
Cross-section of conductors (Flexible)	top / bottom	mm ²	10/10			
Cross-section of busbars	top / bottom	mm ²	10/10			
Tightening torque	top / bottom	Nm	3			
Wire Stripping Length	mm	12				
Screwdriver		No. 2 Pozidrive				
Mounting type		on DIN rail EN 60715 (35 mm) by means of mounting clip				
Mounting position		Vertical & Horizontal				
Supply from		Top/Bottom terminals				
Dimensions and weight						
Dimensions (HxDxW)	mm	86x70x17.8 mm				
Weight	g	160				
Combination with auxiliary elements						
Combinable with accessories and auxiliaries		YES, G2C series				

MCBs

S203C - Technical features

		S203C		
		S203C T	S203C L	S203C
Standards		IEC/EN 60898-1		
Electrical features				
Number of poles		3P	3P	3P
Number of modules		2M	2M	2M
Tripping Characteristic		C	B, C	B, C
Rated current I_n	A	$2 \leq I_n \leq 32$	$2 \leq I_n \leq 32$	$2 \leq I_n \leq 32$
Rated operational voltage U_e	V	400/415	400/415	400/415
Rated insulation voltage U_i acc. to IEC/EN 60664-1	V	500 V AC	500 V AC	500 V AC
Overvoltage category		III	III	III
Pollution degree		2	2	2
Rated frequency f	Hz	50/60	50/60	50/60
Min operating voltage	V AC/DC	12	12	12
Max operating voltage	V	440	440	440
Rated short-circuit capacity acc. to IEC/EN 60898-1	I_{cn}	3000	4500	6000
Rated short circuit breaking capacity acc. to IEC/EN 60947-2 (only referring to internal short circuit test)	ultimate I_{cu}	kA	3	6
	service I_{cs}	kA	3	4.5
Rated making and breaking capacity of one individual pole	I_{cn1}	A	3000	4500
Rated short circuit breaking capacity acc. to IEC/EN 60947-2 in DC (only referring to internal short circuit test, tc 4ms)	ultimate I_{cu}	kA	NA	NA
Grid distance	mm	35	35	35
Rated impulse withstand voltage (1.2/50 μ s) U_{imp}	kV	4 kV	4 kV	4 kV
Dielectric test voltage at ind. freq. for 1 min.	kV	2.5 kV (50 / 60Hz, 1 min.)	2.5 kV (50 / 60Hz, 1 min.)	2.5 kV (50 / 60Hz, 1 min.)
Energy limiting class		3		
Mechanical features				
Housing type		Insulation group I, RAL 7035		
Toggle type		Insulation group II, Black RAL 9005, sealable in ON-OFF positions		
Electrical endurance	cycles (OFF-ON-OFF)	10000		
Mechanical endurance	cycles (OFF-ON-OFF)	20000		
Contact position indication (CPI)		Marking on toggle (I ON / 0 OFF)		
Protection degree acc. to EN 60529	housing terminals	IP40		
		IP20		
Resistance to Shock acc. to IEC 60068-2-27		40 g (x,y,z) - 18 shocks - 5 ms half sinusoidal		
Resistance to Vibrations acc. to IEC 60068-2-6		0.35 mm or 5 g - 20 cycles at 5...150...5 Hz		
Environmental conditions (damp heat) acc. to IEC/EN 60068-2-30	°C/RH	28 cycles with 55 °C/90–96 % and 25 °C/95–100 %		
Reference temperature for tripping characteristics	°C	30		
Ambient temperature (with daily average $\leq +35$ °C)	°C	-25...+55		
Storage temperature	°C	-40...+70		
Installation				
Terminal type	top / bottom	Fail-safe cage terminal		
Cross-section of conductors (Solid/ Stranded)	top / bottom	mm ² 16/16		
Cross-section of conductors (Flexible)	top / bottom	mm ² 10/10		
Cross-section of busbars	top / bottom	mm ² 10/10		
Tightening torque	top / bottom	Nm 3		
Wire Stripping Length	mm	12		
Screwdriver		No. 2 Pozidrive		
Mounting type		on DIN rail EN 60715 (35 mm) by means of mounting clip		
Mounting position		Vertical & Horizontal		
Supply from		Top/Bottom terminals		
Dimensions and weight				
Dimensions (HxDxW)	mm	86x70x35.6 mm		
Weight	g	320		
Combination with auxiliary elements				
Combinable with accessories and auxiliaries		YES, G2C series		

MCBs

S204C - Technical features

		S204C		
		S204C T	S204C L	S204C
Standards		IEC/EN 60898-1		
Electrical features				
Number of poles		4P	4P	4P
Number of modules		2M	2M	2M
Tripping Characteristic		C	B, C	B, C
Rated current I_n	A	$2 \leq I_n \leq 32$	$2 \leq I_n \leq 32$	$2 \leq I_n \leq 32$
Rated operational voltage U_e	V	400/415	400/415	400/415
Rated insulation voltage U_i acc. to IEC/EN 60664-1	V	500 V AC	500 V AC	500 V AC
Overtoltage category		III	III	III
Pollution degree		2	2	2
Rated frequency f	Hz	50/60	50/60	50/60
Min operating voltage	V AC/DC	12	12	12
Max operating voltage	V	440	440	440
Rated short-circuit capacity acc. to IEC/EN 60898-1	I_{cn}	3000	4500	6000
Rated short circuit breking capacity acc. to IEC/EN 60947-2 (only referring to internal short circuit test)	ultimate I_{cu}	kA	3	6
	service I_{cs}	kA	3	4.5
Rated making and breaking capacity of one individual pole	I_{cn1}	A	3000	4500
Rated short circuit breaking capacity acc. to IEC/EN 60947-2 in DC (only referring to internal short circuit test, tc 4ms)	ultimate I_{cu}	kA	3kA @ 220 VDC	4.5kA @ 220 VDC
Grid distance	mm	35	35	35
Rated impulse withstand voltage (1.2/50 μ s) U_{imp}	kV	4 kV	4 kV	4 kV
Dielectric test voltage at ind. freq. for 1 min.	kV	2.5 kV (50 / 60Hz, 1 min.)	2.5 kV (50 / 60Hz, 1 min.)	2.5 kV (50 / 60Hz, 1 min.)
Energy limiting class		3		
Mechanical features				
Housing type		Insulation group I, RAL 7035		
Toggle type		Insulation group II, Black RAL 9005, sealable in ON-OFF positions		
Electrical endurance	cycles (OFF-ON-OFF)	10000		
Mechanical endurance	cycles (OFF-ON-OFF)	20000		
Contact position indication (CPI)		Marking on toggle (I ON / 0 OFF)		
Protection degree acc. to EN 60529	housing	IP40		
	terminals	IP20		
Resistance to Shock acc. to IEC 60068-2-27		40 g (x,y,z) - 18 shocks - 5 ms half sinusoidal		
Resistance to Vibrations acc. to IEC 60068-2-6		0.35 mm or 5 g - 20 cycles at 5...150...5 Hz		
Environmental conditions (damp heat) acc. to IEC/EN 60068-2-30	°C/RH	28 cycles with 55 °C/90–96 % and 25 °C/95–100 %		
Reference temperature for tripping characteristics	°C	30		
Ambient temperature (with daily average $\leq +35$ °C)	°C	-25...+55		
Storage temperature	°C	-40...+70		
Installation				
Terminal type	top / bottom	Fail-safe cage terminal		
Cross-section of conductors (Solid/ Stranded)	top / bottom	mm ²	16/16	
Cross-section of conductors (Flexible)	top / bottom	mm ²	10/10	
Cross-section of busbars	top / bottom	mm ²	10/10	
Tightening torque	top / bottom	Nm	3	
Wire Stripping Length		mm	12	
Screwdriver			No. 2 Pozidrive	
Mounting type			on DIN rail EN 60715 (35 mm) by means of mounting clip	
Mounting position			Vertical & Horizontal	
Supply from			Top/Bottom terminals	
Dimensions and weight				
Dimensions (HxDxW)		mm	86x70x35.6 mm	
Weight		g	320	
Combination with auxiliary elements				
Combinable with accessories and auxiliaries			YES, G2C series	

MCBs

S200C Compact MCBs - Ordering data

S2011C: 1P+1P in 1M

Function: protection and control of the circuits against overloads and short-circuits

Applications: residential, commercial

Standard: IEC/EN 60898-1



S2011C

Number of poles	Breaking capacity	Tripping Char.	Rated Current I _n A	Bbn 4053546 EAN	Order details		Weight 1 piece kg	Pack unit pc.	
					Type code	Order code			
1+1	6kA	B	2	044485	S2011C-B2	2CDS251281R0025	0.160	12	
			4	044508	S2011C-B4	2CDS251281R0045	0.160	12	
			6	044522	S2011C-B6	2CDS251281R0065	0.160	12	
			10	044546	S2011C-B10	2CDS251281R0105	0.160	12	
			13	044560	S2011C-B13	2CDS251281R0135	0.160	12	
			16	044584	S2011C-B16	2CDS251281R0165	0.160	12	
			20	044607	S2011C-B20	2CDS251281R0205	0.160	12	
			C	1	4022903028987	S2011C-C1	2CDS251281R0014	0.160	12
				2	044478	S2011C-C2	2CDS251281R0024	0.160	12
	4	044492		S2011C-C4	2CDS251281R0044	0.160	12		
	6	044515		S2011C-C6	2CDS251281R0064	0.160	12		
	10	044539		S2011C-C10	2CDS251281R0104	0.160	12		
	13	044553		S2011C-C13	2CDS251281R0134	0.160	12		
	16	044577		S2011C-C16	2CDS251281R0164	0.160	12		
	20	044591		S2011C-C20	2CDS251281R0204	0.160	12		

MCBs

S200C Compact MCBs - Ordering data



S202C

S202C: 2P in 1M

Function: protection and control of the circuits against overloads and short-circuits

Applications: residential, commercial

Standard: IEC/EN 60898-1

Number of poles	Breaking capacity	Tripping Char.	Rated Current I _n A	Bbn 4053546 EAN	Order details		Weight 1 piece kg	Pack unit pc.
					Type code	Order code		
2	3 kA	C	2	042122	S202CT-C2	2CDS232280R0024	0.160	12
			4	043730	S202CT-C4	2CDS232280R0044	0.160	12
			6	043747	S202CT-C6	2CDS232280R0064	0.160	12
			10	043754	S202CT-C10	2CDS232280R0104	0.160	12
			16	043761	S202CT-C16	2CDS232280R0164	0.160	12
			20	043778	S202CT-C20	2CDS232280R0204	0.160	12
			25	043785	S202CT-C25	2CDS232280R0254	0.160	12
			32	043792	S202CT-C32	2CDS232280R0324	0.160	12
			40	043808	S202CT-C40	2CDS232280R0404	0.160	12
			2	4.5 kA	B	2	043983	S202CL-B2
4	044003	S202CL-B4				2CDS242280R0045	0.160	12
6	044027	S202CL-B6				2CDS242280R0065	0.160	12
10	044041	S202CL-B10				2CDS242280R0105	0.160	12
16	044065	S202CL-B16				2CDS242280R0165	0.160	12
20	044089	S202CL-B20				2CDS242280R0205	0.160	12
25	044102	S202CL-B25				2CDS242280R0255	0.160	12
32	044126	S202CL-B32				2CDS242280R0325	0.160	12
40	044140	S202CL-B40				2CDS242280R0405	0.160	12
C	2	043976			S202CL-C2	2CDS242280R0024	0.160	12
	4	043990			S202CL-C4	2CDS242280R0044	0.160	12
	6	044010			S202CL-C6	2CDS242280R0064	0.160	12
	10	044034			S202CL-C10	2CDS242280R0104	0.160	12
	16	044058			S202CL-C16	2CDS242280R0164	0.160	12
	20	044072			S202CL-C20	2CDS242280R0204	0.160	12
	25	044096			S202CL-C25	2CDS242280R0254	0.160	12
	32	044119			S202CL-C32	2CDS242280R0324	0.160	12
	40	044133			S202CL-C40	2CDS242280R0404	0.160	12
2	6 kA	B	2	044621	S202C-B2	2CDS252280R0025	0.160	12
			4	044645	S202C-B4	2CDS252280R0045	0.160	12
			6	044669	S202C-B6	2CDS252280R0065	0.160	12
			10	044683	S202C-B10	2CDS252280R0105	0.160	12
			13	044706	S202C-B13	2CDS252280R0135	0.160	12
			16	044737	S202C-B16	2CDS252280R0165	0.160	12
			20	044751	S202C-B20	2CDS252280R0205	0.160	12
			25	044775	S202C-B25	2CDS252280R0255	0.160	12
			32	044799	S202C-B32	2CDS252280R0325	0.160	12
			40	044812	S202C-B40	2CDS252280R0405	0.160	12
		C	2	044614	S202C-C2	2CDS252280R0024	0.160	12
			4	044638	S202C-C4	2CDS252280R0044	0.160	12
			6	044652	S202C-C6	2CDS252280R0064	0.160	12
			10	044676	S202C-C10	2CDS252280R0104	0.160	12
			13	044690	S202C-C13	2CDS252280R0134	0.160	12
			15	044713	S202C-C15	2CDS252280R0154	0.160	12
			16	044720	S202C-C16	2CDS252280R0164	0.160	12
			20	044744	S202C-C20	2CDS252280R0204	0.160	12
			25	044768	S202C-C25	2CDS252280R0254	0.160	12
			32	044782	S202C-C32	2CDS252280R0324	0.160	12
40	044805	S202C-C40	2CDS252280R0404	0.160	12			

MCBs

S200C Compact MCBs - Ordering data

S202C: 2P in 1M

Function: protection and control of the circuits against overloads and short-circuits

Applications: residential, commercial

Standard: IEC/EN 60898-1



S202C

Number of poles	Breaking capacity	Tripping Char.	Rated Current I _n A	Bbn 4053546 EAN	Order details		Weight 1 piece kg	Pack unit pc.			
					Type code	Order code					
2	10kA	B	2	039481	S202CM-B2	2CDS272280R0025	0.160	12			
			4	039498	S202CM-B4	2CDS272280R0045	0.160	12			
			6	039504	S202CM-B6	2CDS272280R0065	0.160	12			
			10	039511	S202CM-B10	2CDS272280R0105	0.160	12			
			13	039528	S202CM-B13	2CDS272280R0135	0.160	12			
			16	039535	S202CM-B16	2CDS272280R0165	0.160	12			
			20	039542	S202CM-B20	2CDS272280R0205	0.160	12			
			25	039559	S202CM-B25	2CDS272280R0255	0.160	12			
			32	039566	S202CM-B32	2CDS272280R0325	0.160	12			
			C			2	039221	S202CM-C2	2CDS272280R0024	0.160	12
						4	039405	S202CM-C4	2CDS272280R0044	0.160	12
						6	039412	S202CM-C6	2CDS272280R0064	0.160	12
						10	039429	S202CM-C10	2CDS272280R0104	0.160	12
						13	039436	S202CM-C13	2CDS272280R0134	0.160	12
15	045321	S202CM-C15				2CDS272280R0154	0.160	12			
16	039443	S202CM-C16				2CDS272280R0164	0.160	12			
20	039450	S202CM-C20				2CDS272280R0204	0.160	12			
25	039467	S202CM-C25	2CDS272280R0254	0.160	12						
32	039474	S202CM-C32	2CDS272280R0324	0.160	12						

MCBs

S200C Compact MCBs - Ordering data

S202TC: 2P in 1M for traction

Function: protection and control of the circuits against overloads and short-circuits

Applications: traction

Standard: IEC/EN 60898-1

Plastic material acc. to UL94 and IEC/EN 60695-11: V0

Classification according to EN 45545-1:2013 and EN 45545-2:2013+A1:2015: R26/HL3

Shocks and vibrations according to standard IEC/ EN 61373: Category 1, class B



S202TC

Number of poles	Breaking capacity	Tripping Char.	Rated Current I _n A	Bbn 4053546 EAN	Order details		Weight 1 piece kg	Pack unit pc.	
					Type code	Order code			
2	6kA	B	2	044836	S202TC-B2	2CDS252282R0025	0.160	12	
			4	044850	S202TC-B4	2CDS252282R0045	0.160	12	
			6	044874	S202TC-B6	2CDS252282R0065	0.160	12	
			10	044898	S202TC-B10	2CDS252282R0105	0.160	12	
			16	044911	S202TC-B16	2CDS252282R0165	0.160	12	
			20	044935	S202TC-B20	2CDS252282R0205	0.160	12	
			25	044959	S202TC-B25	2CDS252282R0255	0.160	12	
			32	044973	S202TC-B32	2CDS252282R0325	0.160	12	
	C			2	044829	S202TC-C2	2CDS252282R0024	0.160	12
				4	044843	S202TC-C4	2CDS252282R0044	0.160	12
				6	044867	S202TC-C6	2CDS252282R0064	0.160	12
				10	044881	S202TC-C10	2CDS252282R0104	0.160	12
				16	044904	S202TC-C16	2CDS252282R0164	0.160	12
				20	044928	S202TC-C20	2CDS252282R0204	0.160	12
				25	044942	S202TC-C25	2CDS252282R0254	0.160	12
				32	044966	S202TC-C32	2CDS252282R0324	0.160	12

MCBs

S200C Compact MCBs - Ordering data



S203C

S203C: 3P in 2M

Function: protection and control of the circuits against overloads and short-circuits

Applications: residential, commercial, industrial

Standard: IEC/EN 60898-1

Number of poles	Breaking capacity	Tripping Char.	Rated Current I _n A	Bbn 4053546 EAN	Order details		Weight 1 piece kg	Pack unit pc.		
					Type code	Order code				
3	3 kA	C	2	043815	S203CT-C2	2CDS233280R0024	0.320	6		
			4	043822	S203CT-C4	2CDS233280R0044	0.320	6		
			6	043839	S203CT-C6	2CDS233280R0064	0.320	6		
			10	043846	S203CT-C10	2CDS233280R0104	0.320	6		
			16	043853	S203CT-C16	2CDS233280R0164	0.320	6		
			20	043860	S203CT-C20	2CDS233280R0204	0.320	6		
			25	043877	S203CT-C25	2CDS233280R0254	0.320	6		
				32	043884	S203CT-C32	2CDS233280R0324	0.320	6	
	3	4.5 kA	B	2	044164	S203CL-B2	2CDS243280R0025	0.320	6	
				4	044188	S203CL-B4	2CDS243280R0045	0.320	6	
				6	044201	S203CL-B6	2CDS243280R0065	0.320	6	
				10	044225	S203CL-B10	2CDS243280R0105	0.320	6	
				16	044249	S203CL-B16	2CDS243280R0165	0.320	6	
				20	044263	S203CL-B20	2CDS243280R0205	0.320	6	
25				044287	S203CL-B25	2CDS243280R0255	0.320	6		
					32	044300	S203CL-B32	2CDS243280R0325	0.320	6
				C	2	044157	S203CL-C2	2CDS243280R0024	0.320	6
					4	044171	S203CL-C4	2CDS243280R0044	0.320	6
					6	044195	S203CL-C6	2CDS243280R0064	0.320	6
					10	044218	S203CL-C10	2CDS243280R0104	0.320	6
					16	044232	S203CL-C16	2CDS243280R0164	0.320	6
					20	044256	S203CL-C20	2CDS243280R0204	0.320	6
		25	044270		S203CL-C25	2CDS243280R0254	0.320	6		
			32	044294	S203CL-C32	2CDS243280R0324	0.320	6		
3	6 kA	B	2	045017	S203C-B2	2CDS253280R0025	0.320	6		
			4	045031	S203C-B4	2CDS253280R0045	0.320	6		
			6	045055	S203C-B6	2CDS253280R0065	0.320	6		
			10	045079	S203C-B10	2CDS253280R0105	0.320	6		
			16	045093	S203C-B16	2CDS253280R0165	0.320	6		
			20	045116	S203C-B20	2CDS253280R0205	0.320	6		
			25	045130	S203C-B25	2CDS253280R0255	0.320	6		
					32	045154	S203C-B32	2CDS253280R0325	0.320	6
				C	2	045000	S203C-C2	2CDS253280R0024	0.320	6
					4	045024	S203C-C4	2CDS253280R0044	0.320	6
					6	045048	S203C-C6	2CDS253280R0064	0.320	6
					10	045062	S203C-C10	2CDS253280R0104	0.320	6
					16	045086	S203C-C16	2CDS253280R0164	0.320	6
					20	045109	S203C-C20	2CDS253280R0204	0.320	6
		25	045123		S203C-C25	2CDS253280R0254	0.320	6		
			32	045147	S203C-C32	2CDS253280R0324	0.320	6		

MCBs

S200C Compact MCBs - Ordering data



S204C

S204C: 4P in 2M

Function: protection and control of the circuits against overloads and short-circuits

Applications: residential, commercial, industrial

Standard: IEC/EN 60898-1

Number of poles	Breaking capacity	Tripping Char.	Rated Current I _n A	Bbn 4053546 EAN	Order details		Weight 1 piece kg	Pack unit pc.		
					Type code	Order code				
4	3 kA	C	2	043891	S204CT-C2	2CDS234280R0024	0.320	6		
			4	043907	S204CT-C4	2CDS234280R0044	0.320	6		
			6	043914	S204CT-C6	2CDS234280R0064	0.320	6		
			10	043921	S204CT-C10	2CDS234280R0104	0.320	6		
			16	043938	S204CT-C16	2CDS234280R0164	0.320	6		
			20	043945	S204CT-C20	2CDS234280R0204	0.320	6		
			25	043952	S204CT-C25	2CDS234280R0254	0.320	6		
				32	043969	S204CT-C32	2CDS234280R0324	0.320	6	
	4	4.5 kA	B	2	044324	S204CL-B2	2CDS244280R0025	0.320	6	
				4	044348	S204CL-B4	2CDS244280R0045	0.320	6	
				6	044362	S204CL-B6	2CDS244280R0065	0.320	6	
				10	044386	S204CL-B10	2CDS244280R0105	0.320	6	
				16	044409	S204CL-B16	2CDS244280R0165	0.320	6	
				20	044423	S204CL-B20	2CDS244280R0205	0.320	6	
25				044447	S204CL-B25	2CDS244280R0255	0.320	6		
					32	044461	S204CL-B32	2CDS244280R0325	0.320	6
				C	2	044317	S204CL-C2	2CDS244280R0024	0.320	6
					4	044331	S204CL-C4	2CDS244280R0044	0.320	6
					6	044355	S204CL-C6	2CDS244280R0064	0.320	6
					10	044379	S204CL-C10	2CDS244280R0104	0.320	6
					16	044393	S204CL-C16	2CDS244280R0164	0.320	6
					20	044416	S204CL-C20	2CDS244280R0204	0.320	6
		25	044430		S204CL-C25	2CDS244280R0254	0.320	6		
			32	044454	S204CL-C32	2CDS244280R0324	0.320	6		
4	6 kA	B	2	045178	S204C-B2	2CDS254280R0025	0.320	6		
			4	045192	S204C-B4	2CDS254280R0045	0.320	6		
			6	045215	S204C-B6	2CDS254280R0065	0.320	6		
			10	045239	S204C-B10	2CDS254280R0105	0.320	6		
			16	045253	S204C-B16	2CDS254280R0165	0.320	6		
			20	045277	S204C-B20	2CDS254280R0205	0.320	6		
			25	045291	S204C-B25	2CDS254280R0255	0.320	6		
					32	045314	S204C-B32	2CDS254280R0325	0.320	6
				C	2	045161	S204C-C2	2CDS254280R0024	0.320	6
					4	045185	S204C-C4	2CDS254280R0044	0.320	6
					6	045208	S204C-C6	2CDS254280R0064	0.320	6
					10	045222	S204C-C10	2CDS254280R0104	0.320	6
					16	045246	S204C-C16	2CDS254280R0164	0.320	6
					20	045260	S204C-C20	2CDS254280R0204	0.320	6
		25	045284		S204C-C25	2CDS254280R0254	0.320	6		
			32	045307	S204C-C32	2CDS254280R0324	0.320	6		

MCBs

S 200 80A-100A series technical features



S 200 80-100A

S 200 80A-100A	
General Data	
Standards	IEC/EN 60898-1, IEC/EN 60947-2
Poles	1P, 2P, 3P, 4P, 1P+N, 3P+N
Tripping characteristics	B, C
Rated current I_n	80 A, 100 A
Rated frequency f	50/60 Hz
Rated insulation voltage U_i acc. to IEC/EN 60664-1 (VDE 0110-1)	440 V AC
Oversvoltage category	III
Pollution degree	3
IEC/EN 60898-1	
Rated operational voltage U_n	1P: 230/400 V AC; 1P+N: 230 V AC; 2P, 3P, 4P, 3P+N: 400 V AC
Max. power frequency recovery voltage U_{max}	1P: 253/440 V AC; 1P+N: 253 V AC; 2P, 3P, 4P, 3P+N: 440 V AC
Min. operating voltage	12 V AC
Rated short-circuit capacity I_{cn}	6 kA
Grid distance	35
Rated impulse withstand voltage U_{imp} (1.2/50 μ s)	4 kV (test voltage 6.2 kV at sea level, 5 kV at 2,000 m)
Dielectrical test voltage	2 kV (50/60 Hz, 1 min.)
Reference temperature for tripping characteristics	B, C: 30 °C
Electrical endurance cycles (OFF-ON-OFF)	10,000 ops. (AC); one cycle 2 s - ON, 28 s - OFF
IEC/EN 60947-2	
Rated operational voltage U_e	1P, 1P+N: 230 V AC; 2P, 3P, 4P, 3P+N: 400 V AC; 1P: 60V DC; 2P: 110V DC
Max. power frequency recovery voltage U_{max}	1P, 1P+N: 253 V AC; 2P, 3P, 4P, 3P+N: 440 V AC; 1P: 60V DC; 2P: 110V DC
Min. operating voltage	12 V AC
Rated ultimate short-circuit breaking capacity I_{cu}	6 kA
Rated service short-circuit breaking capacity I_{cs}	6 kA
Rated impulse withstand voltage U_{imp} (1.2/50 μ s)	4 kV (test voltage 6.2 kV at sea level, 5 kV at 2,000 m)
Dielectrical test voltage	2 kV (50/60 Hz, 1 min.)

MCBs

S 200 80A-100A series technical features



S 200 80-100A

Reference temperature for tripping characteristics	B, C: 55 °C
Electrical endurance	10,000 ops. (AC); one cycle 2 s - ON, 28 s - OFF
Mechanical data	
Housing	Insulation group I, RAL 7035
Toggle	Insulation group II, black, sealable
Contact position indication	Real CPI (red ON/green OFF)
Protection degree acc. to DIN EN 60529	IP20 ¹⁾ , IP40 in enclosure with cover
Mechanical endurance cycles (OFF-ON-OFF)	20,000 ops.
Shock resistance acc. to DIN EN 60068-2-27	25 g, 2 shocks, 13 ms
Vibration resistance acc. to DIN EN 60068-2-6	5 g, 20 cycles at 5...150...5 Hz at 0.8 I _n
Environmental conditions (Damp heat cyclic) acc. to DIN EN 60068-2-30	28 cycles with 55 °C/90-96 % and 25 °C/95-100 %
Ambient temperature	-25 ... +55 °C
Storage temperature	-40 ... +70 °C
S 200 80A-100A	
Installation	
Terminal	Failsafe bi-directional cache clamp
Cross-section of conductors (top/bottom)	solid, stranded: 50 mm ² / 50 mm ² flexible: 50 mm ² / 50 mm ²
Cross-section of busbars (top/bottom)	16 mm ² / 16 mm ²
Torque	3.0 Nm
Screwdriver	Nr. 2 Pozidriv
Mounting	On DIN rail 35 mm acc. to EN 60715 by fast clip
Mounting position	any
Supply	any
Dimensions and weight	
Mounting dimensions acc. to DIN 43880	Mounting dimension 1
Pole dimensions (H x T x B)	88.8 x 69 x 17.5
Pole weight	approx. 126 g
Combination with auxiliary elements	
Auxiliary contact	Yes
Signal/auxiliary contact	Yes
Shunt trip	Yes
Undervoltage release	Yes
Motor Operating Device	Yes

MCBs

S 200 80A-100A




S 201 80-100A



S 202 80-100A



S 203 80-100A



S 204 80-100A



S 201 80-100A NA



S 203 80-100A NA

The miniature circuit breakers of the System pro M compact® series S 200 provide state-of-the-art safety and comfort. They stand out due to their high performance and the wide range of accessories and approvals.

The additional electrical currents 80 A and 100 A complement the current portfolio of the System pro M compact® and offer maximum performance in a single module width.

- Clear contact position indication in red/green ("real CPI")
- Unique, patented twin terminal with captive screws and an increased opening for cables up to max. 50 mm², finger-proof (IP20)
- Busbar slot in the back for best visibility during installation
- High performance in building installations and industrial applications up to 6 kA at U_e = 400 V AC acc. to IEC/EN 60947-2 and IEC/EN 60898-1
- Individual product identification code
- Approved acc. to IEC/EN 60898-1 and IEC/EN 60947-2 for global use

Number of poles	Rated current In A	Bbn 4016779 EAN	Order details		Price 1 piece	Weight 1 piece kg	Pack unit pc.
			Type code	Order code			
B characteristic							
1	80	916516	S201-B80	2CDS251001R0805		0.128	10
	100	916530	S201-B100	2CDS251001R0825		0.128	10
2	80	916677	S202-B80	2CDS252001R0805		0.256	5
	100	916691	S202-B100	2CDS252001R0825		0.256	5
3	80	916271	S203-B80	2CDS253001R0805		0.384	1
	100	916295	S203-B100	2CDS253001R0825		0.384	1
4	80	916431	S204-B80	2CDS254001R0805		0.512	1
	100	916455	S204-B100	2CDS254001R0825		0.512	1
1+NA	80	916592	S201-B80NA	2CDS251103R0805		0.256	5
	100	916615	S201-B100NA	2CDS251103R0825		0.256	5
3+NA	80	916356	S203-B80NA	2CDS253103R0805		0.512	1
	100	916370	S203-B100NA	2CDS253103R0825		0.512	1
C characteristic							
1	80	916509	S201-C80	2CDS251001R0804		0.128	10
	100	916523	S201-C100	2CDS251001R0824		0.128	10
2	80	916660	S202-C80	2CDS252001R0804		0.256	5
	100	916684	S202-C100	2CDS252001R0824		0.256	5
3	80	916264	S203-C80	2CDS253001R0804		0.384	1
	100	916288	S203-C100	2CDS253001R0824		0.384	1
4	80	916424	S204-C80	2CDS254001R0804		0.512	1
	100	916448	S204-C100	2CDS254001R0824		0.512	1
1+NA	80	916585	S201-C80NA	2CDS251103R0804		0.256	5
	100	916608	S201-C100NA	2CDS251103R0824		0.256	5
3+NA	80	916349	S203-C80NA	2CDS253103R0804		0.512	1
	100	916363	S203-C100NA	2CDS253103R0824		0.512	1

MCBs

S 200 MT series technical features



S 200 MT

		S 200 MT
General Data	Standards	IEC/EN 60898-1, IEC/EN 60947-2 UL 1077, CSA 22.2 No. 235 GB/T 14048.2, GB/T 10963.1
	Poles	1P, 2P, 3P, 4P, 1P+N, 3P+N
	Tripping characteristics	B, C, D, K, Z
	Rated current I_n	from 0.2 ... 63 A
	Rated frequency f	50 / 60 Hz
	Rated insulation voltage U_i acc. to IEC/EN 60664-1	440 V AC
	Overvoltage category	III
	Pollution degree	3
	Electrical endurance	ops. $I_n < 32A$: 20,000 ops (AC), $I_n \geq 32A$: 10,000 ops. (AC); 1,000 ops. (DC); 1 cycle (2s - ON, 13s - OFF, $I_n \leq 32A$), 1 cycle (2s - ON, 28s - OFF, $I_n > 32A$)
	Data acc. to IEC/EN 60947-2	Rated operational voltage U_n
Max. power frequency recovery voltage (U_{max})		1P: 253 V AC; 1P+N: 253 V AC; 2P...4P: 462 V AC; 3P+N: 462 V AC; 1P: 72 V DC; 2P: 125 V DC
Min. operating voltage		12 V AC - 12 V DC
Rated ultimate short-circuit breaking capacity I_{cn}		15 kA
Rated service short-circuit breaking capacity I_{cn}		$\leq 40 A$: 11.2 kA 50, 63 A: 7.5 kA
Rated impulse withstand voltage U_{imp} (1.2/50 μ s)		4 kV (test voltage 6.2 kV at sea level, 5 kV at 2,000 m)
Dielectric test voltage		2 kV (50 / 60 Hz, 1 min.)
Reference temperature for tripping characteristics		B, C, D: 30°C K, Z: 55°C
Data acc. to IEC/EN 60898-1		Rated operational voltage U_n
	Max. power frequency recovery voltage (U_{max})	1P: 253 V AC; 1P+N: 253 V AC; 2P: 440 V AC; 3...4P: 440 V AC; 3P+N: 440 V AC;
	Min. operating voltage	12 V AC - 12 V DC
	Rated short-circuit capacity I_{cn}	10 kA
	Energy limiting class (B, C up to 40 A)	3
	Rated impulse withstand voltage U_{imp} (1.2/50 μ s)	4 kV (test voltage 6.2 kV at sea level, 5 kV at 2,000 m)
	Dielectric test voltage	2 kV (50 / 60 Hz, 1 min.)
	Reference temperature for tripping characteristics	B, C, D: 30 °C
Data acc. to UL1077/CSA 22.2 No. 235	Rated voltage	1 P: 277 V AC; 2...4 P: 277 V / 480Y 1P: 60 V DC; 2P...4P: 125 V DC
	Rated interrupting capacity acc. to UL 1077	6 kA AC; 10 kA DC
	Short-circuit current rating acc. to UL 489	--
	Application	Suppl. prot. for general use. Application Codes: TC2, OLO, SC: U1
	Reference temperature for tripping characteristics	B, C, D, K, Z: 25 °C
	Electrical endurance	ops. 6,000 ops (AC), 6,000 ops. (DC); 1 cycle (1 s - ON, 9 s - OFF)

MCBs

S 200 MT series technical features



S 200 MT

		S 200 MT
Mechanical Data	Housing	Insulation group I, RAL 7035
	Toggle	Insulation group II, black, sealable
	Contact position indication	Real CPI (green OFF / red ON)
	Protection degree acc. to EN 60529	IP20, IP40 in enclosure with cover
	Mechanical endurance	ops. 20,000 ops.
	Shock resistance acc. to IEC/EN 60068-2-27	25g - 2 shocks - 13 ms
	Vibration resistance acc. to IEC/EN 60068-2-6	5 g - 20 cycles at 5 ... 150 ... 5 Hz with load 0.8 I _n
	Environmental conditions (damp heat) acc. to IEC/EN 60068-2-30	28 cycles with 55 °C/90-96 % and 25 °C/95-100 %
	Ambient temperature	-40 ... +70 °C the average temperature during a day is not exceeding +35°C
	Storage temperature	-40 ... +70 °C
Installation	Terminal	Failsafe bi-directional cylinder-lift terminal
	Cross-section of conductors (top/bottom)	
	Solid / Stranded	0.75 ... 35 mm ²
	Flexible	0.75 ... 25 mm ²
	Solid / Stranded	18 - 10 AWG
	Flexible	18 - 4 AWG
	Cross-section of busbars (top/bottom)	10 / 10 mm ² 14 - 8 AWG
	Tightening Torque	2.8 Nm 18 in-lbs.
	Screwdriver	No. 2 Pozidrive
	Mounting	on DIN rail 35 mm acc. to EN 60715 by fast clip
Mounting position	any	
Supply	optional	
Dimensions and weight	Mounting dimensions acc. to DIN 43880	Mounting dimension 1
	Pole dimensions (H x D x W)	88 x 69 x 17.5 mm
	Pole weight	ca. 115 g
Combination with auxiliary elements	See table	

MCBs

S 200 MT series B characteristic

S 200 MT series

Function: protection and control of the circuits against overloads and short-circuits; protection of big length cables AC systems;

Standards: IEC/EN 60947-2 Icu = 15 kA

Hazard level R26/HL3 according to EN 45545

Category 1 - Class A/B (Body mounted) according to IEC 61373



S 201 MT



S 201 MT-NA




S 202 MT


Number of poles	Rated current [A]	Bbn 401677 EAN	Order details		Weight 1 piece kg	Pack unit pc.
			Type code	Order code		
1	1	9122023	S201MT-B1	2CDS271445R0015	0.125	10
	2	9128742	S201MT-B2	2CDS271445R0025	0.125	10
	3	9128773	S201MT-B3	2CDS271445R0035	0.125	10
	4	9128803	S201MT-B4	2CDS271445R0045	0.125	10
	5	9128834	S201MT-B5	2CDS271445R0055	0.125	10
	6	9128865	S201MT-B6	2CDS271445R0065	0.125	10
	8	9128896	S201MT-B8	2CDS271445R0085	0.125	10
	10	9128933	S201MT-B10	2CDS271445R0105	0.125	10
	13	9128971	S201MT-B13	2CDS271445R0135	0.125	10
	15	9129008	S201MT-B15	2CDS271445R0155	0.125	10
	16	9129053	S201MT-B16	2CDS271445R0165	0.125	10
	20	9129107	S201MT-B20	2CDS271445R0205	0.125	10
	25	9129152	S201MT-B25	2CDS271445R0255	0.125	10
	30	9129220	S201MT-B30	2CDS271445R0305	0.125	10
	32	9129275	S201MT-B32	2CDS271445R0325	0.125	10
	35	9129329	S201MT-B35	2CDS271445R0355	0.125	10
	40	9129398	S201MT-B40	2CDS271445R0405	0.125	10
	50	9129541	S201MT-B50	2CDS271445R0505	0.125	10
	60	9129718	S201MT-B60	2CDS271445R0605	0.125	10
	63	9129763	S201MT-B63	2CDS271445R0635	0.125	10
	1+N	1	9129831	S201MT-B1NA	2CDS271446R0015	0.250
2		9129862	S201MT-B2NA	2CDS271446R0025	0.250	5
3		9129893	S201MT-B3NA	2CDS271446R0035	0.250	5
4		9129923	S201MT-B4NA	2CDS271446R0045	0.250	5
5		9129954	S201MT-B5NA	2CDS271446R0055	0.250	5
6		9129985	S201MT-B6NA	2CDS271446R0065	0.250	5
8		9130011	S201MT-B8NA	2CDS271446R0085	0.250	5
10		9130059	S201MT-B10NA	2CDS271446R0105	0.250	5
13		9130097	S201MT-B13NA	2CDS271446R0135	0.250	5
15		9130127	S201MT-B15NA	2CDS271446R0155	0.250	5
16		9130172	S201MT-B16NA	2CDS271446R0165	0.250	5
20		9130219	S201MT-B20NA	2CDS271446R0205	0.250	5
25		9130264	S201MT-B25NA	2CDS271446R0255	0.250	5
30		9130332	S201MT-B30NA	2CDS271446R0305	0.250	5
32		9130387	S201MT-B32NA	2CDS271446R0325	0.250	5
35	9130431	S201MT-B35NA	2CDS271446R0355	0.250	5	
40	9130509	S201MT-B40NA	2CDS271446R0405	0.250	5	
50	9130653	S201MT-B50NA	2CDS271446R0505	0.250	5	
60	9130820	S201MT-B60NA	2CDS271446R0605	0.250	5	
63	9130875	S201MT-B63NA	2CDS271446R0635	0.250	5	
2	1	9130943	S202MT-B1	2CDS272445R0015	0.250	5
	2	9130974	S202MT-B2	2CDS272445R0025	0.250	5
	3	9131001	S202MT-B3	2CDS272445R0035	0.250	5
	4	9131032	S202MT-B4	2CDS272445R0045	0.250	5
	5	9131063	S202MT-B5	2CDS272445R0055	0.250	5
	6	9131094	S202MT-B6	2CDS272445R0065	0.250	5
	8	9131124	S202MT-B8	2CDS272445R0085	0.250	5
	10	9131162	S202MT-B10	2CDS272445R0105	0.250	5
	13	9131209	S202MT-B13	2CDS272445R0135	0.250	5
	15	9131230	S202MT-B15	2CDS272445R0155	0.250	5
	16	9131285	S202MT-B16	2CDS272445R0165	0.250	5
	20	9131339	S202MT-B20	2CDS272445R0205	0.250	5
	25	9131384	S202MT-B25	2CDS272445R0255	0.250	5
	30	9131452	S202MT-B30	2CDS272445R0305	0.250	5
	32	9131506	S202MT-B32	2CDS272445R0325	0.250	5
	35	9131551	S202MT-B35	2CDS272445R0355	0.250	5
	40	9131629	S202MT-B40	2CDS272445R0405	0.250	5
	50	9131773	S202MT-B50	2CDS272445R0505	0.250	5
60	9131940	S202MT-B60	2CDS272445R0605	0.250	5	
63	9131995	S202MT-B63	2CDS272445R0635	0.250	5	

MCBs


S 200 MT series B characteristic



S 203 MT



S 203 MT-NA



S 204 MT

Number of poles	Rated current [A]	Bbn 401677 EAN	Order details		Weight 1 piece kg	Pack unit pc.
			Type code	Order code		
3	1	9132060	S203MT-B1	2CDS273445R0015	0.375	1
	2	9132091	S203MT-B2	2CDS273445R0025	0.375	1
	3	9132121	S203MT-B3	2CDS273445R0035	0.375	1
	4	9132152	S203MT-B4	2CDS273445R0045	0.375	1
	5	9132183	S203MT-B5	2CDS273445R0055	0.375	1
	6	9132213	S203MT-B6	2CDS273445R0065	0.375	1
	8	9132244	S203MT-B8	2CDS273445R0085	0.375	1
	10	9132282	S203MT-B10	2CDS273445R0105	0.375	1
	13	9132329	S203MT-B13	2CDS273445R0135	0.375	1
	15	9132350	S203MT-B15	2CDS273445R0155	0.375	1
	16	9132404	S203MT-B16	2CDS273445R0165	0.375	1
	20	9132442	S203MT-B20	2CDS273445R0205	0.375	1
	25	9132497	S203MT-B25	2CDS273445R0255	0.375	1
	30	9132565	S203MT-B30	2CDS273445R0305	0.375	1
	32	9132619	S203MT-B32	2CDS273445R0325	0.375	1
	35	9132664	S203MT-B35	2CDS273445R0355	0.375	1
	40	9132732	S203MT-B40	2CDS273445R0405	0.375	1
50	9132886	S203MT-B50	2CDS273445R0505	0.375	1	
60	9133050	S203MT-B60	2CDS273445R0605	0.375	1	
63	9133104	S203MT-B63	2CDS273445R0635	0.375	1	
3+N	1	9133173	S203MT-B1NA	2CDS273446R0015	0.500	1
	2	9133203	S203MT-B2NA	2CDS273446R0025	0.500	1
	3	9133234	S203MT-B3NA	2CDS273446R0035	0.500	1
	4	9133265	S203MT-B4NA	2CDS273446R0045	0.500	1
	5	9133296	S203MT-B5NA	2CDS273446R0055	0.500	1
	6	9133326	S203MT-B6NA	2CDS273446R0065	0.500	1
	8	9133357	S203MT-B8NA	2CDS273446R0085	0.500	1
	10	9133395	S203MT-B10NA	2CDS273446R0105	0.500	1
	13	9133432	S203MT-B13NA	2CDS273446R0135	0.500	1
	15	9133463	S203MT-B15NA	2CDS273446R0155	0.500	1
	16	9133517	S203MT-B16NA	2CDS273446R0165	0.500	1
	20	9133555	S203MT-B20NA	2CDS273446R0205	0.500	1
	25	9133609	S203MT-B25NA	2CDS273446R0255	0.500	1
	30	9133678	S203MT-B30NA	2CDS273446R0305	0.500	1
	32	9133722	S203MT-B32NA	2CDS273446R0325	0.500	1
	35	9133777	S203MT-B35NA	2CDS273446R0355	0.500	1
	40	9133845	S203MT-B40NA	2CDS273446R0405	0.500	1
50	9133999	S203MT-B50NA	2CDS273446R0505	0.500	1	
60	9134163	S203MT-B60NA	2CDS273446R0605	0.500	1	
63	9134217	S203MT-B63NA	2CDS273446R0635	0.500	1	
4	1	9134286	S204MT-B1	2CDS274445R0015	0.500	1
	2	9134316	S204MT-B2	2CDS274445R0025	0.500	1
	3	9134347	S204MT-B3	2CDS274445R0035	0.500	1
	4	9134378	S204MT-B4	2CDS274445R0045	0.500	1
	5	9134408	S204MT-B5	2CDS274445R0055	0.500	1
	6	9134439	S204MT-B6	2CDS274445R0065	0.500	1
	8	9134460	S204MT-B8	2CDS274445R0085	0.500	1
	10	9134507	S204MT-B10	2CDS274445R0105	0.500	1
	13	9134545	S204MT-B13	2CDS274445R0135	0.500	1
	15	9134576	S204MT-B15	2CDS274445R0155	0.500	1
	16	9134620	S204MT-B16	2CDS274445R0165	0.500	1
	20	9134668	S204MT-B20	2CDS274445R0205	0.500	1
	25	9134712	S204MT-B25	2CDS274445R0255	0.500	1
	30	9134781	S204MT-B30	2CDS274445R0305	0.500	1
	32	9134835	S204MT-B32	2CDS274445R0325	0.500	1
	35	9134880	S204MT-B35	2CDS274445R0355	0.500	1
	40	9134958	S204MT-B40	2CDS274445R0405	0.500	1
50	9135108	S204MT-B50	2CDS274445R0505	0.500	1	
60	9135276	S204MT-B60	2CDS274445R0605	0.500	1	
63	9135320	S204MT-B63	2CDS274445R0635	0.500	1	

MCBs

S 200 MT series C characteristic

S 200 MT series

Function: protection and control of the circuits against overloads and short-circuits; protection of big length cables AC systems;

Standards: IEC/EN 60947-2 Icu = 15 kA

Hazard level R26/HL3 according to EN 45545

Category 1 - Class A/B (Body mounted) according to IEC 61373



S 201 MT



S 201 MT-NA



S 202 MT


Number of poles	Rated current [A]	Bbn 401677 EAN	Order details		Weight 1 piece kg	Pack unit pc.	
			Type code	Ordercode			
1	0.5	9129800	S201MT-C0.5	2CDS271445R0984	0.125	10	
	1	9128711	S201MT-C1	2CDS271445R0014	0.125	10	
	1.6	9129787	S201MT-C1.6	2CDS271445R0974	0.125	10	
	2	9128735	S201MT-C2	2CDS271445R0024	0.125	10	
	3	9128766	S201MT-C3	2CDS271445R0034	0.125	10	
	4	9128797	S201MT-C4	2CDS271445R0044	0.125	10	
	5	9128827	S201MT-C5	2CDS271445R0054	0.125	10	
	6	9128858	S201MT-C6	2CDS271445R0064	0.125	10	
	8	9128889	S201MT-C8	2CDS271445R0084	0.125	10	
	10	9128926	S201MT-C10	2CDS271445R0104	0.125	10	
	13	9128964	S201MT-C13	2CDS271445R0134	0.125	10	
	15	9128995	S201MT-C15	2CDS271445R0154	0.125	10	
	16	9129046	S201MT-C16	2CDS271445R0164	0.125	10	
	20	9129091	S201MT-C20	2CDS271445R0204	0.125	10	
	25	9129145	S201MT-C25	2CDS271445R0254	0.125	10	
	30	9129213	S201MT-C30	2CDS271445R0304	0.125	10	
	32	9129268	S201MT-C32	2CDS271445R0324	0.125	10	
	35	9129312	S201MT-C35	2CDS271445R0354	0.125	10	
	40	9129381	S201MT-C40	2CDS271445R0404	0.125	10	
	50	9129534	S201MT-C50	2CDS271445R0504	0.125	10	
	60	9129701	S201MT-C60	2CDS271445R0604	0.125	10	
	63	9129756	S201MT-C63	2CDS271445R0634	0.125	10	
	1+N	0.5	9130912	S201MT-C0.5NA	2CDS271446R0984	0.250	5
		1	9129824	S201MT-C1NA	2CDS271446R0014	0.250	5
1.6		9130899	S201MT-C1.6NA	2CDS271446R0974	0.250	5	
2		9129855	S201MT-C2NA	2CDS271446R0024	0.250	5	
3		9129886	S201MT-C3NA	2CDS271446R0034	0.250	5	
4		9129916	S201MT-C4NA	2CDS271446R0044	0.250	5	
5		9129947	S201MT-C5NA	2CDS271446R0054	0.250	5	
6		9129978	S201MT-C6NA	2CDS271446R0064	0.250	5	
8		9130004	S201MT-C8NA	2CDS271446R0084	0.250	5	
10		9130042	S201MT-C10NA	2CDS271446R0104	0.250	5	
13		9130080	S201MT-C13NA	2CDS271446R0134	0.250	5	
15		9130110	S201MT-C15NA	2CDS271446R0154	0.250	5	
16		9130165	S201MT-C16NA	2CDS271446R0164	0.250	5	
20		9130202	S201MT-C20NA	2CDS271446R0204	0.250	5	
25		9130257	S201MT-C25NA	2CDS271446R0254	0.250	5	
30		9130325	S201MT-C30NA	2CDS271446R0304	0.250	5	
32		9130370	S201MT-C32NA	2CDS271446R0324	0.250	5	
35		9130424	S201MT-C35NA	2CDS271446R0354	0.250	5	
40		9130493	S201MT-C40NA	2CDS271446R0404	0.250	5	
50		9130646	S201MT-C50NA	2CDS271446R0504	0.250	5	
60		9130813	S201MT-C60NA	2CDS271446R0604	0.250	5	
63		9130868	S201MT-C63NA	2CDS271446R0634	0.250	5	
2		0.5	9132039	S202MT-C0.5	2CDS272445R0984	0.250	5
		1	9130936	S202MT-C1	2CDS272445R0014	0.250	5
	1.6	9132015	S202MT-C1.6	2CDS272445R0974	0.250	5	
	2	9130967	S202MT-C2	2CDS272445R0024	0.250	5	
	3	9130998	S202MT-C3	2CDS272445R0034	0.250	5	
	4	9131025	S202MT-C4	2CDS272445R0044	0.250	5	
	5	9131056	S202MT-C5	2CDS272445R0054	0.250	5	
	6	9131087	S202MT-C6	2CDS272445R0064	0.250	5	
	8	9131117	S202MT-C8	2CDS272445R0084	0.250	5	
	10	9131155	S202MT-C10	2CDS272445R0104	0.250	5	
	13	9131193	S202MT-C13	2CDS272445R0134	0.250	5	
	15	9131223	S202MT-C15	2CDS272445R0154	0.250	5	
	16	9131278	S202MT-C16	2CDS272445R0164	0.250	5	
	20	9131322	S202MT-C20	2CDS272445R0204	0.250	5	
	25	9131377	S202MT-C25	2CDS272445R0254	0.250	5	
	30	9131445	S202MT-C30	2CDS272445R0304	0.250	5	
	32	9131490	S202MT-C32	2CDS272445R0324	0.250	5	
	35	9131544	S202MT-C35	2CDS272445R0354	0.250	5	
	40	9131612	S202MT-C40	2CDS272445R0404	0.250	5	
	50	9131766	S202MT-C50	2CDS272445R0504	0.250	5	
	60	9131933	S202MT-C60	2CDS272445R0604	0.250	5	
	63	9131988	S202MT-C63	2CDS272445R0634	0.250	5	

MCBs

S 200 MT series C characteristic



S 203 MT



S 203 MT-NA



S 204 MT

Number of poles	Rated current [A]	Bbn 401677 EAN	Order details		Weight 1 piece kg	Pack unit pc.
			Type code	Ordercode		
3	0.5	9133142	S203MT-C0.5	2CDS273445R0984	0.375	1
	1	9132053	S203MT-C1	2CDS273445R0014	0.375	1
	1.6	9133128	S203MT-C1.6	2CDS273445R0974	0.375	1
	2	9132084	S203MT-C2	2CDS273445R0024	0.375	1
	3	9132114	S203MT-C3	2CDS273445R0034	0.375	1
	4	9132145	S203MT-C4	2CDS273445R0044	0.375	1
	5	9132176	S203MT-C5	2CDS273445R0054	0.375	1
	6	9132206	S203MT-C6	2CDS273445R0064	0.375	1
	8	9132237	S203MT-C8	2CDS273445R0084	0.375	1
	10	9132275	S203MT-C10	2CDS273445R0104	0.375	1
	13	9132312	S203MT-C13	2CDS273445R0134	0.375	1
	15	9132343	S203MT-C15	2CDS273445R0154	0.375	1
	16	9132398	S203MT-C16	2CDS273445R0164	0.375	1
	20	9132435	S203MT-C20	2CDS273445R0204	0.375	1
	25	9132480	S203MT-C25	2CDS273445R0254	0.375	1
	30	9132558	S203MT-C30	2CDS273445R0304	0.375	1
	32	9132602	S203MT-C32	2CDS273445R0324	0.375	1
	35	9132657	S203MT-C35	2CDS273445R0354	0.375	1
	40	9132725	S203MT-C40	2CDS273445R0404	0.375	1
	50	9132879	S203MT-C50	2CDS273445R0504	0.375	1
60	9133043	S203MT-C60	2CDS273445R0604	0.375	1	
63	9133098	S203MT-C63	2CDS273445R0634	0.375	1	
3+N	0.5	9134255	S203MT-C0.5NA	2CDS273446R0984	0.500	1
	1	9133166	S203MT-C1NA	2CDS273446R0014	0.500	1
	1.6	9134231	S203MT-C1.6NA	2CDS273446R0974	0.500	1
	2	9133197	S203MT-C2NA	2CDS273446R0024	0.500	1
	3	9133227	S203MT-C3NA	2CDS273446R0034	0.500	1
	4	9133258	S203MT-C4NA	2CDS273446R0044	0.500	1
	5	9133289	S203MT-C5NA	2CDS273446R0054	0.500	1
	6	9133319	S203MT-C6NA	2CDS273446R0064	0.500	1
	8	9133340	S203MT-C8NA	2CDS273446R0084	0.500	1
	10	9133388	S203MT-C10NA	2CDS273446R0104	0.500	1
	13	9133425	S203MT-C13NA	2CDS273446R0134	0.500	1
	15	9133456	S203MT-C15NA	2CDS273446R0154	0.500	1
	16	9133500	S203MT-C16NA	2CDS273446R0164	0.500	1
	20	9133548	S203MT-C20NA	2CDS273446R0204	0.500	1
	25	9133593	S203MT-C25NA	2CDS273446R0254	0.500	1
	30	9133661	S203MT-C30NA	2CDS273446R0304	0.500	1
	32	9133715	S203MT-C32NA	2CDS273446R0324	0.500	1
	35	9133760	S203MT-C35NA	2CDS273446R0354	0.500	1
	40	9133838	S203MT-C40NA	2CDS273446R0404	0.500	1
	50	9133982	S203MT-C50NA	2CDS273446R0504	0.500	1
60	9134156	S203MT-C60NA	2CDS273446R0604	0.500	1	
63	9134200	S203MT-C63NA	2CDS273446R0634	0.500	1	
4	0.5	9135368	S204MT-C0.5	2CDS274445R0984	0.500	1
	1	9134279	S204MT-C1	2CDS274445R0014	0.500	1
	1.6	9135344	S204MT-C1.6	2CDS274445R0974	0.500	1
	2	9134309	S204MT-C2	2CDS274445R0024	0.500	1
	3	9134330	S204MT-C3	2CDS274445R0034	0.500	1
	4	9134361	S204MT-C4	2CDS274445R0044	0.500	1
	5	9134392	S204MT-C5	2CDS274445R0054	0.500	1
	6	9134422	S204MT-C6	2CDS274445R0064	0.500	1
	8	9134453	S204MT-C8	2CDS274445R0084	0.500	1
	10	9134491	S204MT-C10	2CDS274445R0104	0.500	1
	13	9134538	S204MT-C13	2CDS274445R0134	0.500	1
	15	9134569	S204MT-C15	2CDS274445R0154	0.500	1
	16	9134613	S204MT-C16	2CDS274445R0164	0.500	1
	20	9134651	S204MT-C20	2CDS274445R0204	0.500	1
	25	9134705	S204MT-C25	2CDS274445R0254	0.500	1
	30	9134774	S204MT-C30	2CDS274445R0304	0.500	1
	32	9134828	S204MT-C32	2CDS274445R0324	0.500	1
	35	9134873	S204MT-C35	2CDS274445R0354	0.500	1
	40	9134941	S204MT-C40	2CDS274445R0404	0.500	1
	50	9135092	S204MT-C50	2CDS274445R0504	0.500	1
60	9135269	S204MT-C60	2CDS274445R0604	0.500	1	
63	9135313	S204MT-C63	2CDS274445R0634	0.500	1	

MCBs

S 200 MT series D characteristic

S 200 MT series

Function: protection and control of the circuits against overloads and short-circuits; protection of big length cables AC systems;

Standards: IEC/EN 60947-2 Icu = 15 kA

Hazard level R26/HL3 according to EN 45545

Category 1 - Class A/B (Body mounted) according to IEC 61373



S 201 MT



S 201 MT-NA




S 202 MT


Number of poles	Rated current [A]	Bbn 401677 EAN	Order details		Weight 1 piece kg	Pack unit pc.	
			Type code	Ordercode			
1	0.5	9129794	S201MT-D0.5	2CDS271445R0981	0.125	10	
	1	9128704	S201MT-D1	2CDS271445R0011	0.125	10	
	1.6	9129770	S201MT-D1.6	2CDS271445R0971	0.125	10	
	2	9128728	S201MT-D2	2CDS271445R0021	0.125	10	
	3	9128759	S201MT-D3	2CDS271445R0031	0.125	10	
	4	9128780	S201MT-D4	2CDS271445R0041	0.125	10	
	5	9128810	S201MT-D5	2CDS271445R0051	0.125	10	
	6	9128841	S201MT-D6	2CDS271445R0061	0.125	10	
	8	9128872	S201MT-D8	2CDS271445R0081	0.125	10	
	10	9128919	S201MT-D10	2CDS271445R0101	0.125	10	
	13	9128957	S201MT-D13	2CDS271445R0131	0.125	10	
	15	9128988	S201MT-D15	2CDS271445R0151	0.125	10	
	16	9129039	S201MT-D16	2CDS271445R0161	0.125	10	
	20	9129084	S201MT-D20	2CDS271445R0201	0.125	10	
	25	9129138	S201MT-D25	2CDS271445R0251	0.125	10	
	30	9129206	S201MT-D30	2CDS271445R0301	0.125	10	
	32	9129251	S201MT-D32	2CDS271445R0321	0.125	10	
	35	9129305	S201MT-D35	2CDS271445R0351	0.125	10	
	40	9129374	S201MT-D40	2CDS271445R0401	0.125	10	
	50	9129527	S201MT-D50	2CDS271445R0501	0.125	10	
	60	9129695	S201MT-D60	2CDS271445R0601	0.125	10	
	63	9129749	S201MT-D63	2CDS271445R0631	0.125	10	
	1+N	0.5	9130905	S201MT-D0.5NA	2CDS271446R0981	0.250	5
		1	9129817	S201MT-D1NA	2CDS271446R0011	0.250	5
		1.6	9130882	S201MT-D1.6NA	2CDS271446R0971	0.250	5
2		9129848	S201MT-D2NA	2CDS271446R0021	0.250	5	
3		9129879	S201MT-D3NA	2CDS271446R0031	0.250	5	
4		9129909	S201MT-D4NA	2CDS271446R0041	0.250	5	
5		9129930	S201MT-D5NA	2CDS271446R0051	0.250	5	
6		9129961	S201MT-D6NA	2CDS271446R0061	0.250	5	
8		9129992	S201MT-D8NA	2CDS271446R0081	0.250	5	
10		9130035	S201MT-D10NA	2CDS271446R0101	0.250	5	
13		9130073	S201MT-D13NA	2CDS271446R0131	0.250	5	
15		9130103	S201MT-D15NA	2CDS271446R0151	0.250	5	
16		9130158	S201MT-D16NA	2CDS271446R0161	0.250	5	
20		9130196	S201MT-D20NA	2CDS271446R0201	0.250	5	
25		9130240	S201MT-D25NA	2CDS271446R0251	0.250	5	
30		9130318	S201MT-D30NA	2CDS271446R0301	0.250	5	
32	9130363	S201MT-D32NA	2CDS271446R0321	0.250	5		
35	9130417	S201MT-D35NA	2CDS271446R0351	0.250	5		
40	9130486	S201MT-D40NA	2CDS271446R0401	0.250	5		
50	9130639	S201MT-D50NA	2CDS271446R0501	0.250	5		
60	9130806	S201MT-D60NA	2CDS271446R0601	0.250	5		
63	9130851	S201MT-D63NA	2CDS271446R0631	0.250	5		
2	0.5	9132022	S202MT-D0.5	2CDS272445R0981	0.250	5	
	1	9130929	S202MT-D1	2CDS272445R0011	0.250	5	
	1.6	9132008	S202MT-D1.6	2CDS272445R0971	0.250	5	
	2	9130950	S202MT-D2	2CDS272445R0021	0.250	5	
	3	9130981	S202MT-D3	2CDS272445R0031	0.250	5	
	4	9131018	S202MT-D4	2CDS272445R0041	0.250	5	
	5	9131049	S202MT-D5	2CDS272445R0051	0.250	5	
	6	9131070	S202MT-D6	2CDS272445R0061	0.250	5	
	8	9131100	S202MT-D8	2CDS272445R0081	0.250	5	
	10	9131148	S202MT-D10	2CDS272445R0101	0.250	5	
	13	9131186	S202MT-D13	2CDS272445R0131	0.250	5	
	15	9131216	S202MT-D15	2CDS272445R0151	0.250	5	
	16	9131261	S202MT-D16	2CDS272445R0161	0.250	5	
	20	9131315	S202MT-D20	2CDS272445R0201	0.250	5	
	25	9131360	S202MT-D25	2CDS272445R0251	0.250	5	
	30	9131438	S202MT-D30	2CDS272445R0301	0.250	5	
	32	9131483	S202MT-D32	2CDS272445R0321	0.250	5	
	35	9131537	S202MT-D35	2CDS272445R0351	0.250	5	
	40	9131605	S202MT-D40	2CDS272445R0401	0.250	5	
	50	9131759	S202MT-D50	2CDS272445R0501	0.250	5	
60	9131926	S202MT-D60	2CDS272445R0601	0.250	5		
63	9131971	S202MT-D63	2CDS272445R0631	0.250	5		

MCBs


S 200 MT series D characteristic



S 203 MT



S 203 MT-NA



S 204 MT

Number of poles	Rated current [A]	Bbn 401677 EAN	Order details		Weight 1 piece kg	Pack unit pc.
			Type code	Ordercode		
3	0.5	9133135	S203MT-D0.5	2CDS273445R0981	0.375	1
	1	9132046	S203MT-D1	2CDS273445R0011	0.375	1
	1.6	9133111	S203MT-D1.6	2CDS273445R0971	0.375	1
	2	9132077	S203MT-D2	2CDS273445R0021	0.375	1
	3	9132107	S203MT-D3	2CDS273445R0031	0.375	1
	4	9132138	S203MT-D4	2CDS273445R0041	0.375	1
	5	9132169	S203MT-D5	2CDS273445R0051	0.375	1
	6	9132190	S203MT-D6	2CDS273445R0061	0.375	1
	8	9132220	S203MT-D8	2CDS273445R0081	0.375	1
	10	9132268	S203MT-D10	2CDS273445R0101	0.375	1
	13	9132305	S203MT-D13	2CDS273445R0131	0.375	1
	15	9132336	S203MT-D15	2CDS273445R0151	0.375	1
	16	9132381	S203MT-D16	2CDS273445R0161	0.375	1
	20	9132428	S203MT-D20	2CDS273445R0201	0.375	1
	25	9132473	S203MT-D25	2CDS273445R0251	0.375	1
	30	9132541	S203MT-D30	2CDS273445R0301	0.375	1
	32	9132596	S203MT-D32	2CDS273445R0321	0.375	1
	35	9132640	S203MT-D35	2CDS273445R0351	0.375	1
	40	9132718	S203MT-D40	2CDS273445R0401	0.375	1
50	9132862	S203MT-D50	2CDS273445R0501	0.375	1	
60	9133036	S203MT-D60	2CDS273445R0601	0.375	1	
63	9133081	S203MT-D63	2CDS273445R0631	0.375	1	
3+N	0.5	9134248	S203MT-D0.5NA	2CDS273446R0981	0.500	1
	1	9133159	S203MT-D1NA	2CDS273446R0011	0.500	1
	1.6	9134224	S203MT-D1.6NA	2CDS273446R0971	0.500	1
	2	9133180	S203MT-D2NA	2CDS273446R0021	0.500	1
	3	9133210	S203MT-D3NA	2CDS273446R0031	0.500	1
	4	9133241	S203MT-D4NA	2CDS273446R0041	0.500	1
	5	9133272	S203MT-D5NA	2CDS273446R0051	0.500	1
	6	9133302	S203MT-D6NA	2CDS273446R0061	0.500	1
	8	9133333	S203MT-D8NA	2CDS273446R0081	0.500	1
	10	9133371	S203MT-D10NA	2CDS273446R0101	0.500	1
	13	9133418	S203MT-D13NA	2CDS273446R0131	0.500	1
	15	9133449	S203MT-D15NA	2CDS273446R0151	0.500	1
	16	9133494	S203MT-D16NA	2CDS273446R0161	0.500	1
	20	9133531	S203MT-D20NA	2CDS273446R0201	0.500	1
	25	9133586	S203MT-D25NA	2CDS273446R0251	0.500	1
	30	9133654	S203MT-D30NA	2CDS273446R0301	0.500	1
	32	9133708	S203MT-D32NA	2CDS273446R0321	0.500	1
	35	9133753	S203MT-D35NA	2CDS273446R0351	0.500	1
	40	9133821	S203MT-D40NA	2CDS273446R0401	0.500	1
50	9133975	S203MT-D50NA	2CDS273446R0501	0.500	1	
60	9134149	S203MT-D60NA	2CDS273446R0601	0.500	1	
63	9134194	S203MT-D63NA	2CDS273446R0631	0.500	1	
4	0.5	9135351	S204MT-D0.5	2CDS274445R0981	0.500	1
	1	9134262	S204MT-D1	2CDS274445R0011	0.500	1
	1.6	9135337	S204MT-D1.6	2CDS274445R0971	0.500	1
	2	9134293	S204MT-D2	2CDS274445R0021	0.500	1
	3	9134323	S204MT-D3	2CDS274445R0031	0.500	1
	4	9134354	S204MT-D4	2CDS274445R0041	0.500	1
	5	9134385	S204MT-D5	2CDS274445R0051	0.500	1
	6	9134415	S204MT-D6	2CDS274445R0061	0.500	1
	8	9134446	S204MT-D8	2CDS274445R0081	0.500	1
	10	9134484	S204MT-D10	2CDS274445R0101	0.500	1
	13	9134521	S204MT-D13	2CDS274445R0131	0.500	1
	15	9134552	S204MT-D15	2CDS274445R0151	0.500	1
	16	9134606	S204MT-D16	2CDS274445R0161	0.500	1
	20	9134644	S204MT-D20	2CDS274445R0201	0.500	1
	25	9134699	S204MT-D25	2CDS274445R0251	0.500	1
	30	9134767	S204MT-D30	2CDS274445R0301	0.500	1
	32	9134811	S204MT-D32	2CDS274445R0321	0.500	1
	35	9134866	S204MT-D35	2CDS274445R0351	0.500	1
	40	9134934	S204MT-D40	2CDS274445R0401	0.500	1
50	9135085	S204MT-D50	2CDS274445R0501	0.500	1	
60	9135252	S204MT-D60	2CDS274445R0601	0.500	1	
63	9135306	S204MT-D63	2CDS274445R0631	0.500	1	

MCBs

S 200 MT series K characteristic

S 200 MT series

Function: protection and control of the circuits against overloads and short-circuits; protection of big length cables AC systems;

Standards: IEC/EN 60947-2

Hazard level R26/HL3 according to EN 45545

Category 1 - Class A/B (Body mounted) according to IEC 61373



S 201 MT



S 201 MT-NA


Number of poles	Rated current [A]	Bbn 401677 EAN	Order details		Weight 1 piece kg	Pack unit pc.
			Type code	Ordercode		
1	0.2	9128902	S201MT-K0.2	2CDS271445R0087	0.125	10
	0.3	9128940	S201MT-K0.3	2CDS271445R0117	0.125	10
	0.5	9129015	S201MT-K0.5	2CDS271445R0157	0.125	10
	0.75	9129077	S201MT-K0.75	2CDS271445R0187	0.125	10
	1	9129114	S201MT-K1	2CDS271445R0217	0.125	10
	1.6	9129169	S201MT-K1.6	2CDS271445R0257	0.125	10
	2	9129183	S201MT-K2	2CDS271445R0277	0.125	10
	3	9129237	S201MT-K3	2CDS271445R0317	0.125	10
	4	9129282	S201MT-K4	2CDS271445R0337	0.125	10
	5	9129336	S201MT-K5	2CDS271445R0357	0.125	10
	6	9129350	S201MT-K6	2CDS271445R0377	0.125	10
	8	9129404	S201MT-K8	2CDS271445R0407	0.125	10
	10	9129428	S201MT-K10	2CDS271445R0427	0.125	10
	13	9129442	S201MT-K13	2CDS271445R0447	0.125	10
	15	9129466	S201MT-K15	2CDS271445R0457	0.125	10
	16	9129480	S201MT-K16	2CDS271445R0467	0.125	10
	20	9129503	S201MT-K20	2CDS271445R0487	0.125	10
	25	9129558	S201MT-K25	2CDS271445R0517	0.125	10
	30	9129572	S201MT-K30	2CDS271445R0527	0.125	10
	32	9129596	S201MT-K32	2CDS271445R0537	0.125	10
	35	9129619	S201MT-K35	2CDS271445R0547	0.125	10
	40	9129633	S201MT-K40	2CDS271445R0557	0.125	10
	50	9129657	S201MT-K50	2CDS271445R0577	0.125	10
60	9129671	S201MT-K60	2CDS271445R0587	0.125	10	
63	9129725	S201MT-K63	2CDS271445R0607	0.125	10	
1+N	0.2	9130028	S201MT-K0.2NA	2CDS271446R0087	0.250	5
	0.3	9130066	S201MT-K0.3NA	2CDS271446R0117	0.250	5
	0.5	9130134	S201MT-K0.5NA	2CDS271446R0157	0.250	5
	0.75	9130189	S201MT-K0.75NA	2CDS271446R0187	0.250	5
	1	9130226	S201MT-K1NA	2CDS271446R0217	0.250	5
	1.6	9130271	S201MT-K1.6NA	2CDS271446R0257	0.250	5
	2	9130295	S201MT-K2NA	2CDS271446R0277	0.250	5
	3	9130349	S201MT-K3NA	2CDS271446R0317	0.250	5
	4	9130394	S201MT-K4NA	2CDS271446R0337	0.250	5
	5	9130448	S201MT-K5NA	2CDS271446R0357	0.250	5
	6	9130462	S201MT-K6NA	2CDS271446R0377	0.250	5
	8	9130516	S201MT-K8NA	2CDS271446R0407	0.250	5
	10	9130530	S201MT-K10NA	2CDS271446R0427	0.250	5
	13	9130554	S201MT-K13NA	2CDS271446R0447	0.250	5
	15	9130578	S201MT-K15NA	2CDS271446R0457	0.250	5
	16	9130592	S201MT-K16NA	2CDS271446R0467	0.250	5
	20	9130615	S201MT-K20NA	2CDS271446R0487	0.250	5
	25	9130660	S201MT-K25NA	2CDS271446R0517	0.250	5
	30	9130684	S201MT-K30NA	2CDS271446R0527	0.250	5
	32	9130707	S201MT-K32NA	2CDS271446R0537	0.250	5
	35	9130721	S201MT-K35NA	2CDS271446R0547	0.250	5
	40	9130745	S201MT-K40NA	2CDS271446R0557	0.250	5
	50	9130769	S201MT-K50NA	2CDS271446R0577	0.250	5
60	9130783	S201MT-K60NA	2CDS271446R0587	0.250	5	
63	9130837	S201MT-K63NA	2CDS271446R0607	0.250	5	

MCBs

S 200 MT series K characteristic



S 202 MT



S 203 MT

Number of poles	Rated current [A]	Bbn 401677 EAN	Order details		Weight 1 piece kg	Pack unit pc.
			Type code	Ordercode		
2	0.2	9131131	S202MT-K0.2	2CDS272445R0087	0.250	5
	0.3	9131179	S202MT-K0.3	2CDS272445R0117	0.250	5
	0.5	9131247	S202MT-K0.5	2CDS272445R0157	0.250	5
	0.75	9131292	S202MT-K0.75	2CDS272445R0187	0.250	5
	1	9131346	S202MT-K1	2CDS272445R0217	0.250	5
	1.6	9131391	S202MT-K1.6	2CDS272445R0257	0.250	5
	2	9131414	S202MT-K2	2CDS272445R0277	0.250	5
	3	9131469	S202MT-K3	2CDS272445R0317	0.250	5
	4	9131513	S202MT-K4	2CDS272445R0337	0.250	5
	5	9131568	S202MT-K5	2CDS272445R0357	0.250	5
	6	9131582	S202MT-K6	2CDS272445R0377	0.250	5
	8	9131636	S202MT-K8	2CDS272445R0407	0.250	5
	10	9131650	S202MT-K10	2CDS272445R0427	0.250	5
	13	9131674	S202MT-K13	2CDS272445R0447	0.250	5
	15	9131698	S202MT-K15	2CDS272445R0457	0.250	5
	16	9131711	S202MT-K16	2CDS272445R0467	0.250	5
	20	9131735	S202MT-K20	2CDS272445R0487	0.250	5
	25	9131780	S202MT-K25	2CDS272445R0517	0.250	5
	30	9131803	S202MT-K30	2CDS272445R0527	0.250	5
	32	9131827	S202MT-K32	2CDS272445R0537	0.250	5
	35	9131841	S202MT-K35	2CDS272445R0547	0.250	5
	40	9131865	S202MT-K40	2CDS272445R0557	0.250	5
	50	9131889	S202MT-K50	2CDS272445R0577	0.250	5
60	9131902	S202MT-K60	2CDS272445R0587	0.250	5	
63	9131957	S202MT-K63	2CDS272445R0607	0.250	5	
3	0.2	9132251	S203MT-K0.2	2CDS273445R0087	0.375	1
	0.3	9132299	S203MT-K0.3	2CDS273445R0117	0.375	1
	0.5	9132367	S203MT-K0.5	2CDS273445R0157	0.375	1
	0.75	9132411	S203MT-K0.75	2CDS273445R0187	0.375	1
	1	9132459	S203MT-K1	2CDS273445R0217	0.375	1
	1.6	9132503	S203MT-K1.6	2CDS273445R0257	0.375	1
	2	9132527	S203MT-K2	2CDS273445R0277	0.375	1
	3	9132572	S203MT-K3	2CDS273445R0317	0.375	1
	4	9132626	S203MT-K4	2CDS273445R0337	0.375	1
	5	9132671	S203MT-K5	2CDS273445R0357	0.375	1
	6	9132695	S203MT-K6	2CDS273445R0377	0.375	1
	8	9132749	S203MT-K8	2CDS273445R0407	0.375	1
	10	9132763	S203MT-K10	2CDS273445R0427	0.375	1
	13	9132787	S203MT-K13	2CDS273445R0447	0.375	1
	15	9132800	S203MT-K15	2CDS273445R0457	0.375	1
	16	9132824	S203MT-K16	2CDS273445R0467	0.375	1
	20	9132848	S203MT-K20	2CDS273445R0487	0.375	1
	25	9132893	S203MT-K25	2CDS273445R0517	0.375	1
	30	9132916	S203MT-K30	2CDS273445R0527	0.375	1
	32	9132930	S203MT-K32	2CDS273445R0537	0.375	1
	35	9132954	S203MT-K35	2CDS273445R0547	0.375	1
	40	9132978	S203MT-K40	2CDS273445R0557	0.375	1
	50	9132992	S203MT-K50	2CDS273445R0577	0.375	1
60	9133012	S203MT-K60	2CDS273445R0587	0.375	1	
63	9133067	S203MT-K63	2CDS273445R0607	0.375	1	

MCBs

S 200 MT series K characteristic



S 203 MT-NA



S 204 MT

Number of poles	Rated current [A]	Bbn 401677 EAN	Order details		Weight 1 piece kg	Pack unit pc.
			Type code	Ordercode		
3+N	0.2	9133364	S203MT-K0.2NA	2CDS273446R0087	0.500	1
	0.3	9133401	S203MT-K0.3NA	2CDS273446R0117	0.500	1
	0.5	9133470	S203MT-K0.5NA	2CDS273446R0157	0.500	1
	0.75	9133524	S203MT-K0.75NA	2CDS273446R0187	0.500	1
	1	9133562	S203MT-K1NA	2CDS273446R0217	0.500	1
	1.6	9133616	S203MT-K1.6NA	2CDS273446R0257	0.500	1
	2	9133630	S203MT-K2NA	2CDS273446R0277	0.500	1
	3	9133685	S203MT-K3NA	2CDS273446R0317	0.500	1
	4	9133739	S203MT-K4NA	2CDS273446R0337	0.500	1
	5	9133784	S203MT-K5NA	2CDS273446R0357	0.500	1
	6	9133807	S203MT-K6NA	2CDS273446R0377	0.500	1
	8	9133852	S203MT-K8NA	2CDS273446R0407	0.500	1
	10	9133876	S203MT-K10NA	2CDS273446R0427	0.500	1
	13	9133890	S203MT-K13NA	2CDS273446R0447	0.500	1
	15	9133913	S203MT-K15NA	2CDS273446R0457	0.500	1
	16	9133937	S203MT-K16NA	2CDS273446R0467	0.500	1
	20	9133951	S203MT-K20NA	2CDS273446R0487	0.500	1
	25	9134002	S203MT-K25NA	2CDS273446R0517	0.500	1
	30	9134026	S203MT-K30NA	2CDS273446R0527	0.500	1
	32	9134040	S203MT-K32NA	2CDS273446R0537	0.500	1
35	9134064	S203MT-K35NA	2CDS273446R0547	0.500	1	
40	9134088	S203MT-K40NA	2CDS273446R0557	0.500	1	
50	9134101	S203MT-K50NA	2CDS273446R0577	0.500	1	
60	9134125	S203MT-K60NA	2CDS273446R0587	0.500	1	
63	9134170	S203MT-K63NA	2CDS273446R0607	0.500	1	
4	0.2	9134477	S204MT-K0.2	2CDS274445R0087	0.500	1
	0.3	9134514	S204MT-K0.3	2CDS274445R0117	0.500	1
	0.5	9134583	S204MT-K0.5	2CDS274445R0157	0.500	1
	0.75	9134637	S204MT-K0.75	2CDS274445R0187	0.500	1
	1	9134675	S204MT-K1	2CDS274445R0217	0.500	1
	1.6	9134729	S204MT-K1.6	2CDS274445R0257	0.500	1
	2	9134743	S204MT-K2	2CDS274445R0277	0.500	1
	3	9134798	S204MT-K3	2CDS274445R0317	0.500	1
	4	9134842	S204MT-K4	2CDS274445R0337	0.500	1
	5	9134897	S204MT-K5	2CDS274445R0357	0.500	1
	6	9134910	S204MT-K6	2CDS274445R0377	0.500	1
	8	9134965	S204MT-K8	2CDS274445R0407	0.500	1
	10	9134989	S204MT-K10	2CDS274445R0427	0.500	1
	13	9135009	S204MT-K13	2CDS274445R0447	0.500	1
	15	9135023	S204MT-K15	2CDS274445R0457	0.500	1
	16	9135047	S204MT-K16	2CDS274445R0467	0.500	1
	20	9135061	S204MT-K20	2CDS274445R0487	0.500	1
25	9135115	S204MT-K25	2CDS274445R0517	0.500	1	
30	9135139	S204MT-K30	2CDS274445R0527	0.500	1	
32	9135153	S204MT-K32	2CDS274445R0537	0.500	1	
35	9135177	S204MT-K35	2CDS274445R0547	0.500	1	
40	9135191	S204MT-K40	2CDS274445R0557	0.500	1	
50	9135214	S204MT-K50	2CDS274445R0577	0.500	1	
60	9135238	S204MT-K60	2CDS274445R0587	0.500	1	
63	9135283	S204MT-K63	2CDS274445R0607	0.500	1	

MCBs

S 200 MT series Z characteristic

S 200 MT series

Function: protection and control of the circuits against overloads and short-circuits; protection of big length cables AC systems;

Standards: IEC/EN 60947-2 Icu = 15 kA

Hazard level R26/HL3 according to EN 45545

Category 1 - Class A/B (Body mounted) according to IEC 61373



S 201 MT



S 201 MT-NA


Number of poles	Rated current [A]	Bbn 401677 EAN	Order details		Weight 1 piece kg	Pack unit pc.
			Type code	Order code		
1	0.5	9129022	S201MT-Z0.5	2CDS271445R0158	0.125	10
	1	9129121	S201MT-Z1	2CDS271445R0218	0.125	10
	1.6	9129176	S201MT-Z1.6	2CDS271445R0258	0.125	10
	2	9129190	S201MT-Z2	2CDS271445R0278	0.125	10
	3	9129244	S201MT-Z3	2CDS271445R0318	0.125	10
	4	9129299	S201MT-Z4	2CDS271445R0338	0.125	10
	5	9129343	S201MT-Z5	2CDS271445R0358	0.125	10
	6	9129367	S201MT-Z6	2CDS271445R0378	0.125	10
	8	9129411	S201MT-Z8	2CDS271445R0408	0.125	10
	10	9129435	S201MT-Z10	2CDS271445R0428	0.125	10
	13	9129459	S201MT-Z13	2CDS271445R0448	0.125	10
	15	9129473	S201MT-Z15	2CDS271445R0458	0.125	10
	16	9129497	S201MT-Z16	2CDS271445R0468	0.125	10
	20	9129510	S201MT-Z20	2CDS271445R0488	0.125	10
	25	9129565	S201MT-Z25	2CDS271445R0518	0.125	10
	30	9129589	S201MT-Z30	2CDS271445R0528	0.125	10
	32	9129602	S201MT-Z32	2CDS271445R0538	0.125	10
	35	9129626	S201MT-Z35	2CDS271445R0548	0.125	10
	40	9129640	S201MT-Z40	2CDS271445R0558	0.125	10
	50	9129664	S201MT-Z50	2CDS271445R0578	0.125	10
60	9129688	S201MT-Z60	2CDS271445R0588	0.125	10	
63	9129732	S201MT-Z63	2CDS271445R0608	0.125	10	
1+N	0.5	9130141	S201MT-Z0.5NA	2CDS271446R0158	0.250	5
	1	9130233	S201MT-Z1NA	2CDS271446R0218	0.250	5
	1.6	9130288	S201MT-Z1.6NA	2CDS271446R0258	0.250	5
	2	9130301	S201MT-Z2NA	2CDS271446R0278	0.250	5
	3	9130356	S201MT-Z3NA	2CDS271446R0318	0.250	5
	4	9130400	S201MT-Z4NA	2CDS271446R0338	0.250	5
	5	9130455	S201MT-Z5NA	2CDS271446R0358	0.250	5
	6	9130479	S201MT-Z6NA	2CDS271446R0378	0.250	5
	8	9130523	S201MT-Z8NA	2CDS271446R0408	0.250	5
	10	9130547	S201MT-Z10NA	2CDS271446R0428	0.250	5
	13	9130561	S201MT-Z13NA	2CDS271446R0448	0.250	5
	15	9130585	S201MT-Z15NA	2CDS271446R0458	0.250	5
	16	9130608	S201MT-Z16NA	2CDS271446R0468	0.250	5
	20	9130622	S201MT-Z20NA	2CDS271446R0488	0.250	5
	25	9130677	S201MT-Z25NA	2CDS271446R0518	0.250	5
	30	9130691	S201MT-Z30NA	2CDS271446R0528	0.250	5
	32	9130714	S201MT-Z32NA	2CDS271446R0538	0.250	5
	35	9130738	S201MT-Z35NA	2CDS271446R0548	0.250	5
	40	9130752	S201MT-Z40NA	2CDS271446R0558	0.250	5
	50	9130776	S201MT-Z50NA	2CDS271446R0578	0.250	5
60	9130790	S201MT-Z60NA	2CDS271446R0588	0.250	5	
63	9130844	S201MT-Z63NA	2CDS271446R0608	0.250	5	

MCBs

S 200 MT series Z characteristic



S 202 MT



S 203 MT


Number of poles	Rated current [A]	Bbn 401677 EAN	Order details		Weight 1 piece kg	Pack unit pc.
			Type code	Order code		
2	0.5	9131254	S202MT-Z0.5	2CDS272445R0158	0.250	5
	1	9131353	S202MT-Z1	2CDS272445R0218	0.250	5
	1.6	9131407	S202MT-Z1.6	2CDS272445R0258	0.250	5
	2	9131421	S202MT-Z2	2CDS272445R0278	0.250	5
	3	9131476	S202MT-Z3	2CDS272445R0318	0.250	5
	4	9131520	S202MT-Z4	2CDS272445R0338	0.250	5
	5	9131575	S202MT-Z5	2CDS272445R0358	0.250	5
	6	9131599	S202MT-Z6	2CDS272445R0378	0.250	5
	8	9131643	S202MT-Z8	2CDS272445R0408	0.250	5
	10	9131667	S202MT-Z10	2CDS272445R0428	0.250	5
	13	9131681	S202MT-Z13	2CDS272445R0448	0.250	5
	15	9131704	S202MT-Z15	2CDS272445R0458	0.250	5
	16	9131728	S202MT-Z16	2CDS272445R0468	0.250	5
	20	9131742	S202MT-Z20	2CDS272445R0488	0.250	5
	25	9131797	S202MT-Z25	2CDS272445R0518	0.250	5
	30	9131810	S202MT-Z30	2CDS272445R0528	0.250	5
	32	9131834	S202MT-Z32	2CDS272445R0538	0.250	5
35	9131858	S202MT-Z35	2CDS272445R0548	0.250	5	
40	9131872	S202MT-Z40	2CDS272445R0558	0.250	5	
50	9131896	S202MT-Z50	2CDS272445R0578	0.250	5	
60	9131919	S202MT-Z60	2CDS272445R0588	0.250	5	
63	9131964	S202MT-Z63	2CDS272445R0608	0.250	5	
3	0.5	9132374	S203MT-Z0.5	2CDS273445R0158	0.375	1
	1	9132466	S203MT-Z1	2CDS273445R0218	0.375	1
	1.6	9132510	S203MT-Z1.6	2CDS273445R0258	0.375	1
	2	9132534	S203MT-Z2	2CDS273445R0278	0.375	1
	3	9132589	S203MT-Z3	2CDS273445R0318	0.375	1
	4	9132633	S203MT-Z4	2CDS273445R0338	0.375	1
	5	9132688	S203MT-Z5	2CDS273445R0358	0.375	1
	6	9132701	S203MT-Z6	2CDS273445R0378	0.375	1
	8	9132756	S203MT-Z8	2CDS273445R0408	0.375	1
	10	9132770	S203MT-Z10	2CDS273445R0428	0.375	1
	13	9132794	S203MT-Z13	2CDS273445R0448	0.375	1
	15	9132817	S203MT-Z15	2CDS273445R0458	0.375	1
	16	9132831	S203MT-Z16	2CDS273445R0468	0.375	1
	20	9132855	S203MT-Z20	2CDS273445R0488	0.375	1
	25	9132909	S203MT-Z25	2CDS273445R0518	0.375	1
	30	9132923	S203MT-Z30	2CDS273445R0528	0.375	1
	32	9132947	S203MT-Z32	2CDS273445R0538	0.375	1
35	9132961	S203MT-Z35	2CDS273445R0548	0.375	1	
40	9132985	S203MT-Z40	2CDS273445R0558	0.375	1	
50	9133005	S203MT-Z50	2CDS273445R0578	0.375	1	
60	9133029	S203MT-Z60	2CDS273445R0588	0.375	1	
63	9133074	S203MT-Z63	2CDS273445R0608	0.375	1	

MCBs

S 200 MT series Z characteristic



S 203 MT-NA



S 204 MT

Number of poles	Rated current [A]	Bbn 401677 EAN	Order details		Weight 1 piece kg	Pack unit pc.
			Type code	Order code		
3+N	0.5	9133487	S203MT-Z0.5NA	2CDS273446R0158	0.500	1
	1	9133579	S203MT-Z1NA	2CDS273446R0218	0.500	1
	1.6	9133623	S203MT-Z1.6NA	2CDS273446R0258	0.500	1
	2	9133647	S203MT-Z2NA	2CDS273446R0278	0.500	1
	3	9133692	S203MT-Z3NA	2CDS273446R0318	0.500	1
	4	9133746	S203MT-Z4NA	2CDS273446R0338	0.500	1
	5	9133791	S203MT-Z5NA	2CDS273446R0358	0.500	1
	6	9133814	S203MT-Z6NA	2CDS273446R0378	0.500	1
	8	9133869	S203MT-Z8NA	2CDS273446R0408	0.500	1
	10	9133883	S203MT-Z10NA	2CDS273446R0428	0.500	1
	13	9133906	S203MT-Z13NA	2CDS273446R0448	0.500	1
	15	9133920	S203MT-Z15NA	2CDS273446R0458	0.500	1
	16	9133944	S203MT-Z16NA	2CDS273446R0468	0.500	1
	20	9133968	S203MT-Z20NA	2CDS273446R0488	0.500	1
	25	9134019	S203MT-Z25NA	2CDS273446R0518	0.500	1
	30	9134033	S203MT-Z30NA	2CDS273446R0528	0.500	1
	32	9134057	S203MT-Z32NA	2CDS273446R0538	0.500	1
	35	9134071	S203MT-Z35NA	2CDS273446R0548	0.500	1
	40	9134095	S203MT-Z40NA	2CDS273446R0558	0.500	1
	50	9134118	S203MT-Z50NA	2CDS273446R0578	0.500	1
60	9134132	S203MT-Z60NA	2CDS273446R0588	0.500	1	
63	9134187	S203MT-Z63NA	2CDS273446R0608	0.500	1	
4	0.5	9134590	S204MT-Z0.5	2CDS274445R0158	0.500	1
	1	9134682	S204MT-Z1	2CDS274445R0218	0.500	1
	1.6	9134736	S204MT-Z1.6	2CDS274445R0258	0.500	1
	2	9134750	S204MT-Z2	2CDS274445R0278	0.500	1
	3	9134804	S204MT-Z3	2CDS274445R0318	0.500	1
	4	9134859	S204MT-Z4	2CDS274445R0338	0.500	1
	5	9134903	S204MT-Z5	2CDS274445R0358	0.500	1
	6	9134927	S204MT-Z6	2CDS274445R0378	0.500	1
	8	9134972	S204MT-Z8	2CDS274445R0408	0.500	1
	10	9134996	S204MT-Z10	2CDS274445R0428	0.500	1
	13	9135016	S204MT-Z13	2CDS274445R0448	0.500	1
	15	9135030	S204MT-Z15	2CDS274445R0458	0.500	1
	16	9135054	S204MT-Z16	2CDS274445R0468	0.500	1
	20	9135078	S204MT-Z20	2CDS274445R0488	0.500	1
	25	9135122	S204MT-Z25	2CDS274445R0518	0.500	1
	30	9135146	S204MT-Z30	2CDS274445R0528	0.500	1
	32	9135160	S204MT-Z32	2CDS274445R0538	0.500	1
	35	9135184	S204MT-Z35	2CDS274445R0548	0.500	1
	40	9135207	S204MT-Z40	2CDS274445R0558	0.500	1
	50	9135221	S204MT-Z50	2CDS274445R0578	0.500	1
60	9135245	S204MT-Z60	2CDS274445R0588	0.500	1	
63	9135290	S204MT-Z63	2CDS274445R0608	0.500	1	

MCBs

S 200 MT UC series technical features



S 201 MT UC

		S 200 MT UC		
Standards	Product Standard	IEC/EN 60947-2		
	Hazard level acc. to EN 45545-2	R26/HL3		
	Resistance to shocks and vibrations acc. to IEC 61373	Category 1 - Class A/B - Body mounted		
General data	Poles	1P, 2P, 3P, 4P		
	Tripping characteristics	B, C, K, Z		
	Rated current I_n	A	0.2 - 63 A	
	Rated frequency f	Hz	0/50/60 Hz	
	Rated insulation voltage U_i acc. to IEC/EN 60664-1	V	253 V AC (phase to ground), 440 V AC (phase to phase)	
	Oversoltage category	III		
	Pollution degree	3		
Data acc. to IEC/EN 60947-2	Rated operational voltage U_e	V	1P: 253 V AC, 220 V DC	
			2...4P: 440 V AC, 440 V DC	
	Max. power frequency recovery voltage (U_{max})	V	1P: 266 V AC, 250 V DC	
			2...4P: 462 V AC, 500 V DC	
	Min. operating voltage	V	12 V AC – 12 V DC	
	Rated ultimate short-circuit breaking capacity I_{cu}	kA	≤ 40 A: 10 kA (AC); 10 kA (DC)	
			> 40 A: 6 kA (AC); 10 kA (DC)	
	Rated service short-circuit breaking capacity I_{cs}	kA	≤ 40 A: 7.5 kA (AC); 10 kA (DC)	
			> 40 A: 6 kA (AC); 10 kA (DC)	
	Rated impulse withstand voltage U_{imp} (1.2/50 μ s)	kV	4 kV (test voltage 6.2 kV at sea level; 5 kV at 2,000 m)	
Dielectric test voltage	kV	2 kV (50/60 Hz, 1 min)		
Reference temperature for tripping characteristics	°C	B, C: 55 °C; K, Z: 20 °C		
Electrical endurance	ops.	$I_n < 32$ A: 20,000 ops. (AC), $I_n \geq 32$ A: 10,000 ops. (AC); 1,500 ops. (DC)		

MCBs

S 200 MT UC series technical features



S 201 MT UC

				S 200 MT UC	
Mechanical data	Housing		Insulation group I, RAL 7035		
	Toggle		Insulation group II, black, sealable		
	Contact position indicator		Real CPI (green OFF / red ON)		
	Protection degree acc. to EN 60529		IP20, IP40 in enclosure with cover		
	Mechanical endurance		ops.	20,000 ops.	
	Shock resistance acc. to IEC/EN 60068-2-27		25 g - 2 shocks - 13 ms		
	Vibration resistance acc. to IEC/EN 60068-2-6		5 g - 20 cycles at 5 ... 150 ... 5 Hz at 0.8 In		
	Environmental conditions (damp heat) acc. to IEC/EN 60068-2-30		°C/RH	28 cycles with 55 °C/90-96 % and 25 °C/95-100 %	
	Ambient temperature (with daily average ≤ +35 °C)		°C	-40...+70°C	
	Storage temperature		°C	-40 ... +70 °C	
	Installation	Terminal type		Failsafe bi-directional cylinder-lift terminal	
Cross-section of conductors (top/bottom)		solid/stranded	mm ²	35 mm ² / 35 mm ²	
		flexible	mm ²	25 mm ² / 25 mm ²	
Cross-section of busbars			AWG	14 – 4 AWG (Cu only)	
			mm ²	10 mm ² / 10 mm ²	
Tightening torque		IEC	Nm	2.8 Nm	
		UL	in-lbs.	18 in-lbs.	
Screwdriver		No. 2 Pozidriv			
Mounting		on DIN-Rail 35 mm, acc. to EN 60715 by fast clip			
Mounting position		any			
Supply		Please note polarity of device			
Dimensions and weight	Mounting dimensions acc. to DIN 43880		1		
	Pole dimensions (H x D x W)		mm	85 x 69 x 17.5 mm	
	Pole weight		g	approx. 125 g	
Combination with auxiliary elements	See table				

MCBs

S 200 MT UC series B characteristic Universal current range

S 200 MT UC series B characteristic

Function: protection and control of the circuits against overloads and short-circuits; protection of big length cables in TN and IT systems; version dedicated to application in direct current circuits for voltages up to 220 V DC 1 pole and 440 V DC 2, 3 and 4 poles.

Standards: IEC/EN 60947-2 Icu=10 kA

Hazard level R26/HL3 according to EN 45545

**Category 1 - Class A/B (Body mounted) according to IEC 61373
(for DC applications, please note polarity of device)**



S 201 MT UC



S 202 MT UC



S 203 MT UC



S 204 MT UC

Number of poles	Rated current In A	Bbn 401361 EAN	Order details		Weight 1 piece kg	Pack unit pc.
			Type code	Order code		
1	6	4464911	S201MT-B6UC	2CDS271065R0065	0.125	10
	10	4464928	S201MT-B10UC	2CDS271065R0105	0.125	10
	13	4464935	S201MT-B13UC	2CDS271065R0135	0.125	10
	16	4464942	S201MT-B16UC	2CDS271065R0165	0.125	10
	20	4464959	S201MT-B20UC	2CDS271065R0205	0.125	10
	25	4464966	S201MT-B25UC	2CDS271065R0255	0.125	10
	32	4464973	S201MT-B32UC	2CDS271065R0325	0.125	10
	40	4464980	S201MT-B40UC	2CDS271065R0405	0.125	10
	50	4464997	S201MT-B50UC	2CDS271065R0505	0.125	10
2	6	4465215	S202MT-B6UC	2CDS272065R0065	0.250	5
	10	4465222	S202MT-B10UC	2CDS272065R0105	0.250	5
	13	4465239	S202MT-B13UC	2CDS272065R0135	0.250	5
	16	4465246	S202MT-B16UC	2CDS272065R0165	0.250	5
	20	4465253	S202MT-B20UC	2CDS272065R0205	0.250	5
	25	4465260	S202MT-B25UC	2CDS272065R0255	0.250	5
	32	4465277	S202MT-B32UC	2CDS272065R0325	0.250	5
	40	4465284	S202MT-B40UC	2CDS272065R0405	0.250	5
	50	4465291	S202MT-B50UC	2CDS272065R0505	0.250	5
3	6	4465512	S203MT-B6UC	2CDS273065R0065	0.375	1
	10	4465529	S203MT-B10UC	2CDS273065R0105	0.375	1
	13	4465536	S203MT-B13UC	2CDS273065R0135	0.375	1
	16	4465543	S203MT-B16UC	2CDS273065R0165	0.375	1
	20	4465550	S203MT-B20UC	2CDS273065R0205	0.375	1
	25	4465567	S203MT-B25UC	2CDS273065R0255	0.375	1
	32	4465574	S203MT-B32UC	2CDS273065R0325	0.375	1
	40	4465581	S203MT-B40UC	2CDS273065R0405	0.375	1
	50	4465598	S203MT-B50UC	2CDS273065R0505	0.375	1
4	6	4465819	S204MT-B6UC	2CDS274065R0065	0.500	1
	10	4465826	S204MT-B10UC	2CDS274065R0105	0.500	1
	13	4465833	S204MT-B13UC	2CDS274065R0135	0.500	1
	16	4465840	S204MT-B16UC	2CDS274065R0165	0.500	1
	20	4465857	S204MT-B20UC	2CDS274065R0205	0.500	1
	25	4465864	S204MT-B25UC	2CDS274065R0255	0.500	1
	32	4465871	S204MT-B32UC	2CDS274065R0325	0.500	1
	40	4465888	S204MT-B40UC	2CDS274065R0405	0.500	1
	50	4465895	S204MT-B50UC	2CDS274065R0505	0.500	1
	63	4465901	S204MT-B63UC	2CDS274065R0635	0.500	1

MCBs

S 200 MT UC series C characteristic Universal current range

S 200 MT UC series C characteristic

Function: protection and control of the circuits against overloads and short-circuits; protection of big length cables in TN and IT systems; version dedicated to application in direct current circuits for voltages up to 220 V DC 1 pole and 440 V DC 2, 3 and 4 poles.

Standards: IEC/EN 60947-2 Icu=10 kA

Hazard level R26/HL3 according to EN 45545

**Category 1 - Class A/B (Body mounted) according to IEC 61373
(for DC applications, please note polarity of device)**



S 201 MT UC

Number of poles	Rated current	Bbn 401361	Order details		Weight 1 piece	Pack unit
			In A	EAN		
1	0.5	4448843	S201MT-C0,5UC	2CDS271065R0984	0.125	10
	1	4448218	S201MT-C1UC	2CDS271065R0014	0.125	10
	1.6	4448836	S201MT-C1,6UC	2CDS271065R0974	0.125	10
	2	4448225	S201MT-C2UC	2CDS271065R0024	0.125	10
	3	4448232	S201MT-C3UC	2CDS271065R0034	0.125	10
	4	4448249	S201MT-C4UC	2CDS271065R0044	0.125	10
	6	4448256	S201MT-C6UC	2CDS271065R0064	0.125	10
	8	4448263	S201MT-C8UC	2CDS271065R0084	0.125	10
	10	4448287	S201MT-C10UC	2CDS271065R0104	0.125	10
	13	4448300	S201MT-C13UC	2CDS271065R0134	0.125	10
	16	4448331	S201MT-C16UC	2CDS271065R0164	0.125	10
	20	4448355	S201MT-C20UC	2CDS271065R0204	0.125	10
	25	4448386	S201MT-C25UC	2CDS271065R0254	0.125	10
	32	4448454	S201MT-C32UC	2CDS271065R0324	0.125	10
	40	4448522	S201MT-C40UC	2CDS271065R0404	0.125	10
50	4448652	S201MT-C50UC	2CDS271065R0504	0.125	10	
63	4448829	S201MT-C63UC	2CDS271065R0634	0.125	10	



S 202 MT UC

Number of poles	Rated current	Bbn 401361	Order details		Weight 1 piece	Pack unit
			In A	EAN		
2	0.5	4449451	S202MT-C0,5UC	2CDS272065R0984	0.250	5
	1	4448850	S202MT-C1UC	2CDS272065R0014	0.250	5
	1.6	4449444	S202MT-C1,6UC	2CDS272065R0974	0.250	5
	2	4448867	S202MT-C2UC	2CDS272065R0024	0.250	5
	3	4448874	S202MT-C3UC	2CDS272065R0034	0.250	5
	4	4448881	S202MT-C4UC	2CDS272065R0044	0.250	5
	6	4448898	S202MT-C6UC	2CDS272065R0064	0.250	5
	8	4448904	S202MT-C8UC	2CDS272065R0084	0.250	5
	10	4448928	S202MT-C10UC	2CDS272065R0104	0.250	5
	13	4448942	S202MT-C13UC	2CDS272065R0134	0.250	5
	16	4448973	S202MT-C16UC	2CDS272065R0164	0.250	5
	20	4448997	S202MT-C20UC	2CDS272065R0204	0.250	5
	25	4449024	S202MT-C25UC	2CDS272065R0254	0.250	5
	32	4449093	S202MT-C32UC	2CDS272065R0324	0.250	5
	40	4449161	S202MT-C40UC	2CDS272065R0404	0.250	5
50	4449291	S202MT-C50UC	2CDS272065R0504	0.250	5	
63	4449437	S202MT-C63UC	2CDS272065R0634	0.250	5	

MCBs

S 200 MT UC series C characteristic

Universal current range



S 203 MT UC

Number of poles	Rated current In A	Bbn 401361 EAN	Order details		Weight 1 piece kg	Pack unit pc.
			Type code	Order code		
3	0.5	4448201	S203MT-C0,5UC	2CDS273065R0984	0.375	1
	1	4447600	S203MT-C1UC	2CDS273065R0014	0.375	1
	1.6	4448195	S203MT-C1,6UC	2CDS273065R0974	0.375	1
	2	4447617	S203MT-C2UC	2CDS273065R0024	0.375	1
	3	4447624	S203MT-C3UC	2CDS273065R0034	0.375	1
	4	4447631	S203MT-C4UC	2CDS273065R0044	0.375	1
	6	4447648	S203MT-C6UC	2CDS273065R0064	0.375	1
	8	4447655	S203MT-C8UC	2CDS273065R0084	0.375	1
	10	4447679	S203MT-C10UC	2CDS273065R0104	0.375	1
	13	4447693	S203MT-C13UC	2CDS273065R0134	0.375	1
	16	4447723	S203MT-C16UC	2CDS273065R0164	0.375	1
	20	4447747	S203MT-C20UC	2CDS273065R0204	0.375	1
	25	4447778	S203MT-C25UC	2CDS273065R0254	0.375	1
	32	4447846	S203MT-C32UC	2CDS273065R0324	0.375	1
	40	4447914	S203MT-C40UC	2CDS273065R0404	0.375	1
50	4448041	S203MT-C50UC	2CDS273065R0504	0.375	1	
63	4448188	S203MT-C63UC	2CDS273065R0634	0.375	1	



S 204 MT UC

Number of poles	Rated current In A	Bbn 401361 EAN	Order details		Weight 1 piece kg	Pack unit pc.
			Type code	Order code		
4	0.5	4447563	S204MT-C0,5UC	2CDS274065R0984	0.500	1
	1	4446948	S204MT-C1UC	2CDS274065R0014	0.500	1
	1.6	4447556	S204MT-C1,6UC	2CDS274065R0974	0.500	1
	2	4446955	S204MT-C2UC	2CDS274065R0024	0.500	1
	3	4446962	S204MT-C3UC	2CDS274065R0034	0.500	1
	4	4446979	S204MT-C4UC	2CDS274065R0044	0.500	1
	6	4446986	S204MT-C6UC	2CDS274065R0064	0.500	1
	8	4446993	S204MT-C8UC	2CDS274065R0084	0.500	1
	10	4447013	S204MT-C10UC	2CDS274065R0104	0.500	1
	13	4447037	S204MT-C13UC	2CDS274065R0134	0.500	1
	16	4447068	S204MT-C16UC	2CDS274065R0164	0.500	1
	20	4447082	S204MT-C20UC	2CDS274065R0204	0.500	1
	25	4447112	S204MT-C25UC	2CDS274065R0254	0.500	1
	32	4447181	S204MT-C32UC	2CDS274065R0324	0.500	1
	40	4447259	S204MT-C40UC	2CDS274065R0404	0.500	1
50	4447389	S204MT-C50UC	2CDS274065R0504	0.500	1	
63	4447549	S204MT-C63UC	2CDS274065R0634	0.500	1	

MCBs

S 200 MT UC series K characteristic
Universal current range

S 200 MT UC series K characteristic

Function: protection and control of the circuits against overloads and short-circuits; protection of big length cables in TN and IT systems; version dedicated to application in direct current circuits for voltages up to 220 V DC 1 pole and 440 V DC 2, 3 and 4 poles.

Standards: IEC/EN 60947-2 Icu=10 kA

Hazard level R26/HL3 according to EN 45545

Category 1 - Class A/B (Body mounted) according to IEC 61373
(for DC applications, please note polarity of device)



S 201 MT UC

Number of poles	Rated current In A	Bbn 401361 EAN	Order details		Weight 1 piece kg	Pack unit pc.
			Type code	Order code		
1	0.2	4448270	S201MT-K0,2UC	2CDS271065R0087	0.125	10
	0.3	4448294	S201MT-K0,3UC	2CDS271065R0117	0.125	10
	0.5	4448317	S201MT-K0,5UC	2CDS271065R0157	0.125	10
	0.75	4448348	S201MT-K0,75UC	2CDS271065R0187	0.125	10
	1	4448362	S201MT-K1UC	2CDS271065R0217	0.125	10
	1.6	4448393	S201MT-K1,6UC	2CDS271065R0257	0.125	10
	2	4448416	S201MT-K2UC	2CDS271065R0277	0.125	10
	3	4448430	S201MT-K3UC	2CDS271065R0317	0.125	10
	4	4448461	S201MT-K4UC	2CDS271065R0337	0.125	10
	5	4448485	S201MT-K5UC	2CDS271065R0357	0.125	10
	6	4448508	S201MT-K6UC	2CDS271065R0377	0.125	10
	8	4448539	S201MT-K8UC	2CDS271065R0407	0.125	10
	10	4448553	S201MT-K10UC	2CDS271065R0427	0.125	10
	13	4448577	S201MT-K13UC	2CDS271065R0447	0.125	10
	15	4448591	S201MT-K15UC	2CDS271065R0457	0.125	10
	16	4448614	S201MT-K16UC	2CDS271065R0467	0.125	10
	20	4448638	S201MT-K20UC	2CDS271065R0487	0.125	10
	25	4448669	S201MT-K25UC	2CDS271065R0517	0.125	10
	30	4448683	S201MT-K30UC	2CDS271065R0527	0.125	10
	32	4448706	S201MT-K32UC	2CDS271065R0537	0.125	10
35	4448720	S201MT-K35UC	2CDS271065R0547	0.125	10	
40	4448744	S201MT-K40UC	2CDS271065R0557	0.125	10	
50	4448768	S201MT-K50UC	2CDS271065R0577	0.125	10	
60	4448782	S201MT-K60UC	2CDS271065R0587	0.125	10	
63	4448805	S201MT-K63UC	2CDS271065R0607	0.125	10	

MCBs

S 200 MT UC series K characteristic

Universal current range



S 202 MT UC



S 203 MT UC

Number of poles	Rated current In A	Bbn 401361 EAN	Order details		Weight 1 piece kg	Pack unit pc.
			Type code	Order code		
2	0.2	4448911	S202MT-K0,2UC	2CDS272065R0087	0.250	5
	0.3	4448935	S202MT-K0,3UC	2CDS272065R0117	0.250	5
	0.5	4448959	S202MT-K0,5UC	2CDS272065R0157	0.250	5
	0.75	4448980	S202MT-K0,75UC	2CDS272065R0187	0.250	5
	1	4449000	S202MT-K1UC	2CDS272065R0217	0.250	5
	1.6	4449031	S202MT-K1,6UC	2CDS272065R0257	0.250	5
	2	4449055	S202MT-K2UC	2CDS272065R0277	0.250	5
	3	4449079	S202MT-K3UC	2CDS272065R0317	0.250	5
	4	4449109	S202MT-K4UC	2CDS272065R0337	0.250	5
	5	4449123	S202MT-K5UC	2CDS272065R0357	0.250	5
	6	4449147	S202MT-K6UC	2CDS272065R0377	0.250	5
	8	4449178	S202MT-K8UC	2CDS272065R0407	0.250	5
	10	4449192	S202MT-K10UC	2CDS272065R0427	0.250	5
	13	4449215	S202MT-K13UC	2CDS272065R0447	0.250	5
	15	4449239	S202MT-K15UC	2CDS272065R0457	0.250	5
	16	4449253	S202MT-K16UC	2CDS272065R0467	0.250	5
	20	4449277	S202MT-K20UC	2CDS272065R0487	0.250	5
	25	4449307	S202MT-K25UC	2CDS272065R0517	0.250	5
	30	4449321	S202MT-K30UC	2CDS272065R0527	0.250	5
	32	4449345	S202MT-K32UC	2CDS272065R0537	0.250	5
35	4449369	S202MT-K35UC	2CDS272065R0547	0.250	5	
40	4449383	S202MT-K40UC	2CDS272065R0557	0.250	5	
50	4449406	S202MT-K50UC	2CDS272065R0577	0.250	5	
60	4449420	S202MT-K60UC	2CDS272065R0587	0.250	5	
63	4447587	S202MT-K63UC	2CDS272065R0607	0.250	5	
3	0.2	4447662	S203MT-K0,2UC	2CDS273065R0087	0.375	1
	0.3	4447686	S203MT-K0,3UC	2CDS273065R0117	0.375	1
	0.5	4447709	S203MT-K0,5UC	2CDS273065R0157	0.375	1
	0.75	4447730	S203MT-K0,75UC	2CDS273065R0187	0.375	1
	1	4447754	S203MT-K1UC	2CDS273065R0217	0.375	1
	1.6	4447785	S203MT-K1,6UC	2CDS273065R0257	0.375	1
	2	4447808	S203MT-K2UC	2CDS273065R0277	0.375	1
	3	4447822	S203MT-K3UC	2CDS273065R0317	0.375	1
	4	4447853	S203MT-K4UC	2CDS273065R0337	0.375	1
	5	4447877	S203MT-K5UC	2CDS273065R0357	0.375	1
	6	4447891	S203MT-K6UC	2CDS273065R0377	0.375	1
	8	4447921	S203MT-K8UC	2CDS273065R0407	0.375	1
	10	4447945	S203MT-K10UC	2CDS273065R0427	0.375	1
	13	4447969	S203MT-K13UC	2CDS273065R0447	0.375	1
	15	4447983	S203MT-K15UC	2CDS273065R0457	0.375	1
	16	4448003	S203MT-K16UC	2CDS273065R0467	0.375	1
	20	4448027	S203MT-K20UC	2CDS273065R0487	0.375	1
	25	4448058	S203MT-K25UC	2CDS273065R0517	0.375	1
	30	4448072	S203MT-K30UC	2CDS273065R0527	0.375	1
	32	4448096	S203MT-K32UC	2CDS273065R0537	0.375	1
35	4448119	S203MT-K35UC	2CDS273065R0547	0.375	1	
40	4448133	S203MT-K40UC	2CDS273065R0557	0.375	1	
50	4448157	S203MT-K50UC	2CDS273065R0577	0.375	1	
60	4448171	S203MT-K60UC	2CDS273065R0587	0.375	1	
63	4446924	S203MT-K63UC	2CDS273065R0607	0.375	1	

MCBs

S 200 MT UC series K characteristic

Universal current range



S 204 MT UC

Number of poles	Rated current In A	Bbn 401361 EAN	Order details		Weight 1 piece kg	Pack unit pc.
			Type code	Order code		
4	0.2	4447006	S204MT-K0,2UC	2CDS274065R0087	0.500	1
	0.3	4447020	S204MT-K0,3UC	2CDS274065R0117	0.500	1
	0.5	4447044	S204MT-K0,5UC	2CDS274065R0157	0.500	1
	0.75	4447075	S204MT-K0,75UC	2CDS274065R0187	0.500	1
	1	4447099	S204MT-K1UC	2CDS274065R0217	0.500	1
	1.6	4447129	S204MT-K1,6UC	2CDS274065R0257	0.500	1
	2	4447143	S204MT-K2UC	2CDS274065R0277	0.500	1
	3	4447167	S204MT-K3UC	2CDS274065R0317	0.500	1
	4	4447198	S204MT-K4UC	2CDS274065R0337	0.500	1
	5	4447211	S204MT-K5UC	2CDS274065R0357	0.500	1
	6	4447235	S204MT-K6UC	2CDS274065R0377	0.500	1
	8	4447266	S204MT-K8UC	2CDS274065R0407	0.500	1
	10	4447280	S204MT-K10UC	2CDS274065R0427	0.500	1
	13	4447303	S204MT-K13UC	2CDS274065R0447	0.500	1
	15	4447327	S204MT-K15UC	2CDS274065R0457	0.500	1
	16	4447341	S204MT-K16UC	2CDS274065R0467	0.500	1
	20	4447365	S204MT-K20UC	2CDS274065R0487	0.500	1
	25	4447396	S204MT-K25UC	2CDS274065R0517	0.500	1
	30	4447419	S204MT-K30UC	2CDS274065R0527	0.500	1
	32	4447433	S204MT-K32UC	2CDS274065R0537	0.500	1
35	4447457	S204MT-K35UC	2CDS274065R0547	0.500	1	
40	4447471	S204MT-K40UC	2CDS274065R0557	0.500	1	
50	4447495	S204MT-K50UC	2CDS274065R0577	0.500	1	
60	4447518	S204MT-K60UC	2CDS274065R0587	0.500	1	
63	4449468	S204MT-K63UC	2CDS274065R0607	0.500	1	

MCBs

S 200 MT UC series Z characteristic

Universal current range

S 200 MT UC series Z characteristic

Function: protection and control of the circuits against overloads and short-circuits; protection of big length cables in TN and IT systems; version dedicated to application in direct current circuits for voltages up to 220 V DC 1 pole and 440 V DC 2, 3 and 4 poles.

Standards: IEC/EN 60947-2 Icu=10 kA

Hazard level R26/HL3 according to EN 45545

**Category 1 - Class A/B (Body mounted) according to IEC 61373
(for DC applications, please note polarity of device)**



S 201 MT UC



S 202 MT UC

Number of poles	Rated current In A	Bbn 401361 EAN	Order details		Weight 1 piece kg	Pack unit pc.
			Type code	Order code		
1	0.5	4448324	S201MT-Z0,5UC	2CDS271065R0158	0.125	10
	1	4448379	S201MT-Z1UC	2CDS271065R0218	0.125	10
	1.6	4448409	S201MT-Z1,6UC	2CDS271065R0258	0.125	10
	2	4448423	S201MT-Z2UC	2CDS271065R0278	0.125	10
	3	4448447	S201MT-Z3UC	2CDS271065R0318	0.125	10
	4	4448478	S201MT-Z4UC	2CDS271065R0338	0.125	10
	5	4448492	S201MT-Z5UC	2CDS271065R0358	0.125	10
	6	4448515	S201MT-Z6UC	2CDS271065R0378	0.125	10
	8	4448546	S201MT-Z8UC	2CDS271065R0408	0.125	10
	10	4448560	S201MT-Z10UC	2CDS271065R0428	0.125	10
	15	4448607	S201MT-Z15UC	2CDS271065R0458	0.125	10
	16	4448621	S201MT-Z16UC	2CDS271065R0468	0.125	10
	20	4448645	S201MT-Z20UC	2CDS271065R0488	0.125	10
	25	4448676	S201MT-Z25UC	2CDS271065R0518	0.125	10
	30	4448690	S201MT-Z30UC	2CDS271065R0528	0.125	10
	32	4448713	S201MT-Z32UC	2CDS271065R0538	0.125	10
	35	4448737	S201MT-Z35UC	2CDS271065R0548	0.125	10
40	4448751	S201MT-Z40UC	2CDS271065R0558	0.125	10	
50	4448775	S201MT-Z50UC	2CDS271065R0578	0.125	10	
60	4448799	S201MT-Z60UC	2CDS271065R0588	0.125	10	
63	4448812	S201MT-Z63UC	2CDS271065R0608	0.125	10	
2	0.5	4448966	S202MT-Z0,5UC	2CDS272065R0158	0.250	5
	1	4449017	S202MT-Z1UC	2CDS272065R0218	0.250	5
	1.6	4449048	S202MT-Z1,6UC	2CDS272065R0258	0.250	5
	2	4449062	S202MT-Z2UC	2CDS272065R0278	0.250	5
	3	4449086	S202MT-Z3UC	2CDS272065R0318	0.250	5
	4	4449116	S202MT-Z4UC	2CDS272065R0338	0.250	5
	5	4449130	S202MT-Z5UC	2CDS272065R0358	0.250	5
	6	4449154	S202MT-Z6UC	2CDS272065R0378	0.250	5
	8	4449185	S202MT-Z8UC	2CDS272065R0408	0.250	5
	10	4449208	S202MT-Z10UC	2CDS272065R0428	0.250	5
	15	4449246	S202MT-Z15UC	2CDS272065R0458	0.250	5
	16	4449260	S202MT-Z16UC	2CDS272065R0468	0.250	5
	20	4449284	S202MT-Z20UC	2CDS272065R0488	0.250	5
	25	4449314	S202MT-Z25UC	2CDS272065R0518	0.250	5
	30	4449338	S202MT-Z30UC	2CDS272065R0528	0.250	5
	32	4449352	S202MT-Z32UC	2CDS272065R0538	0.250	5
	35	4449376	S202MT-Z35UC	2CDS272065R0548	0.250	5
40	4449390	S202MT-Z40UC	2CDS272065R0558	0.250	5	
50	4449413	S202MT-Z50UC	2CDS272065R0578	0.250	5	
60	4447570	S202MT-Z60UC	2CDS272065R0588	0.250	5	
63	4447594	S202MT-Z63UC	2CDS272065R0608	0.250	5	

MCBs

S 200 MT UC series Z characteristic
Universal current range



S 203 MT UC

Number of poles	Rated current In A	Bbn 401361 EAN	Order details		Weight 1 piece kg	Pack unit pc.
			Type code	Order code		
3	0.5	4447716	S203MT-Z0,5UC	2CDS273065R0158	0.375	1
	1	4447761	S203MT-Z1UC	2CDS273065R0218	0.375	1
	1.6	4447792	S203MT-Z1,6UC	2CDS273065R0258	0.375	1
	2	4447815	S203MT-Z2UC	2CDS273065R0278	0.375	1
	3	4447839	S203MT-Z3UC	2CDS273065R0318	0.375	1
	4	4447860	S203MT-Z4UC	2CDS273065R0338	0.375	1
	5	4447884	S203MT-Z5UC	2CDS273065R0358	0.375	1
	6	4447907	S203MT-Z6UC	2CDS273065R0378	0.375	1
	8	4447938	S203MT-Z8UC	2CDS273065R0408	0.375	1
	10	4447952	S203MT-Z10UC	2CDS273065R0428	0.375	1
	15	4447990	S203MT-Z15UC	2CDS273065R0458	0.375	1
	16	4448010	S203MT-Z16UC	2CDS273065R0468	0.375	1
	20	4448034	S203MT-Z20UC	2CDS273065R0488	0.375	1
	25	4448065	S203MT-Z25UC	2CDS273065R0518	0.375	1
	30	4448089	S203MT-Z30UC	2CDS273065R0528	0.375	1
	32	4448102	S203MT-Z32UC	2CDS273065R0538	0.375	1
	35	4448126	S203MT-Z35UC	2CDS273065R0548	0.375	1
	40	4448140	S203MT-Z40UC	2CDS273065R0558	0.375	1
	50	4448164	S203MT-Z50UC	2CDS273065R0578	0.375	1
60	4446917	S203MT-Z60UC	2CDS273065R0588	0.375	1	
63	4446931	S203MT-Z63UC	2CDS273065R0608	0.375	1	



S 204 MT UC

Number of poles	Rated current In A	Bbn 401361 EAN	Order details		Weight 1 piece kg	Pack unit pc.
			Type code	Order code		
4	0.5	4447051	S204MT-Z0,5UC	2CDS274065R0158	0.500	1
	1	4447105	S204MT-Z1UC	2CDS274065R0218	0.500	1
	1.6	4447136	S204MT-Z1,6UC	2CDS274065R0258	0.500	1
	2	4447150	S204MT-Z2UC	2CDS274065R0278	0.500	1
	3	4447174	S204MT-Z3UC	2CDS274065R0318	0.500	1
	4	4447204	S204MT-Z4UC	2CDS274065R0338	0.500	1
	5	4447228	S204MT-Z5UC	2CDS274065R0358	0.500	1
	6	4447242	S204MT-Z6UC	2CDS274065R0378	0.500	1
	8	4447273	S204MT-Z8UC	2CDS274065R0408	0.500	1
	10	4447297	S204MT-Z10UC	2CDS274065R0428	0.500	1
	15	4447334	S204MT-Z15UC	2CDS274065R0458	0.500	1
	16	4447358	S204MT-Z16UC	2CDS274065R0468	0.500	1
	20	4447372	S204MT-Z20UC	2CDS274065R0488	0.500	1
	25	4447402	S204MT-Z25UC	2CDS274065R0518	0.500	1
	30	4447426	S204MT-Z30UC	2CDS274065R0528	0.500	1
	32	4447440	S204MT-Z32UC	2CDS274065R0538	0.500	1
	35	4447464	S204MT-Z35UC	2CDS274065R0548	0.500	1
	40	4447488	S204MT-Z40UC	2CDS274065R0558	0.500	1
	50	4447501	S204MT-Z50UC	2CDS274065R0578	0.500	1
60	4447525	S204MT-Z60UC	2CDS274065R0588	0.500	1	
63	4447532	S204MT-Z63UC	2CDS274065R0608	0.500	1	

MCBs

S 202 TC technical features

				S 202 TC
General data	Standards			IEC/EN 60898-1
	Number of poles			2P
	Number of modules			1
	Tripping Characteristic			B, C
	Rated current I_n	A	$2 \leq I_n \leq 32$	
	Rated voltage U_e	V	400/415	
	Insulation voltage U_i	V	500 V AC	
	Overvoltage category			III
	Pollution degree			2
	Rated frequency	Hz	50/60	
	Min operating voltage	V AC/DC	12	
	Max operating voltage	V	440	
	Rated breaking capacity acc. to IEC/EN 60898-1	I_{cn}	A	6000
	Rated breaking capacity acc. to IEC/EN 60947-2 (only referring to internal short circuit test)	ultimate I_{cu}	kA	6
		service I_{cs}	kA	6
	Rated breaking capacity I_{cn1} acc. to IEC/EN 60898-1	I_{cn1}	A	6000
	Rated breaking capacity acc. to IEC/EN 60947-2 in DC (only referring to internal short circuit test, poles connected in series, tc 4ms)	ultimate I_{cu}	kA	6 kA @ 110 VDC
	Rated impulse withstand voltage (1.2/50) U_{imp}	kV	4 kV	
	Dielectric test voltage at ind. freq. for 1 min.	kV	2.5 kV (50 / 60Hz, 1 min.)	
	Thermomagnetic release - characteristic	B: $3 I_n \leq I_m \leq 5 I_n$	■	
C: $5 I_n \leq I_m \leq 10 I_n$		■		
Energy limiting class			3	
Mechanical features	Housing	Insulation group I, RAL 7035		
	Toggle	Insulation group II, Black RAL 9005, sealable in ON-OFF positions		
	Electrical life	operations	10000	
	Mechanical life	operations	20000	
	Protection degree acc. to EN 60529	housing	IP40	
		terminals	IP20	
	Shock resistance acc. to IEC/EN 60068-2-27	40 g (x,y,z) - 18 shocks - 5 ms half sinusoidal		
	Vibration resistance acc. to IEC/EN 60068-2-6	0.35 mm or 5 g - 20 cycles at 5...150...5 Hz		
	Environmental conditions (damp heat) acc. to IEC/EN 60068-2-30	°C/RH	28 cycles with 55 °C/90–96 % and 25 °C/95–100 %	
	Reference temperature for setting of thermal element	°C	30	
	Ambient temperature (with daily average $\leq +35$ °C)	°C	-25...+55	
	Storage temperature	°C	-40...+70	
	Installation	Terminal type	top / bottom	Fail-safe terminals, bi-directional cylinder-lift terminal (shock protected)
Terminal size for cables		top / bottom	mm ²	10 flexible / 16 rigid top & bottom
Terminal size for busbars		top / bottom	mm ²	10/10
Tightening torque		top / bottom	Nm	3
Stripping length of the cable			mm	12
Mounting		on DIN rail EN 60715 (35 mm) by means of mounting clip		
Mounting position		Vertical & Horizontal		
Supply from	Top/Bottom terminals			
Dimensions and weight	Dimensions (H×D×W)	mm	86×70×17.8 mm	
	Weight	g	160	
Combination with auxiliary elements	Combinable with accessories and auxiliaries	YES, G2C series		

MCBs

S 202 TC characteristic



S 202 TC: 2P in 1M for traction

Function: protection and control of the circuits against overloads and short-circuits

Applications: traction

Standard: IEC/EN 60898-1

Plastic material acc. to UL94 and IEC/EN 60695-11: V0

Classification according to EN 45545-1:2013 and EN 45545-2:2013+A1:2015: R26/HL3

Shocks and vibrations according to standard IEC/ EN 61373: Category 1, class B

N. poles	Breaking capacity	Tripping Char.	Rated Current		Order details		Weight 1 piece kg	Pack unit pc.
			In A	EAN	Type code	Order code		
2	6 kA	B	2	4053546044836	S 202 TC-B2	2CDS252282R0025	0.160	12
			4	4053546044850	S 202 TC-B4	2CDS252282R0045	0.160	12
			6	4053546044874	S 202 TC-B6	2CDS252282R0065	0.160	12
			10	4053546044898	S 202 TC-B10	2CDS252282R0105	0.160	12
			16	4053546044911	S 202 TC-B16	2CDS252282R0165	0.160	12
			20	4053546044935	S 202 TC-B20	2CDS252282R0205	0.160	12
			25	4053546044959	S 202 TC-B25	2CDS252282R0255	0.160	12
			32	4053546044973	S 202 TC-B32	2CDS252282R0325	0.160	12
	6 kA	C	2	4053546044829	S 202 TC-C2	2CDS252282R0024	0.160	12
			4	4053546044843	S 202 TC-C4	2CDS252282R0044	0.160	12
			6	4053546044867	S 202 TC-C6	2CDS252282R0064	0.160	12
			10	4053546044881	S 202 TC-C10	2CDS252282R0104	0.160	12
			16	4053546044904	S 202 TC-C16	2CDS252282R0164	0.160	12
			20	4053546044928	S 202 TC-C20	2CDS252282R0204	0.160	12
			25	4053546044942	S 202 TC-C25	2CDS252282R0254	0.160	12
			32	4053546044966	S 202 TC-C32	2CDS252282R0324	0.160	12

MCBs

S 200 MTR / S 200 MTR DC series technical features



S 200 MTR

		S 200 MTR / S 200 MTR DC
General Data	Standards	IEC/EN 60947-2
	Poles	1P, 2P, 3P, 4P for AC 1P, 2P and 4P for DC
	Tripping characteristics (at 45°C)	B, C, K, Z Conventional non-intervention current: $I_{nf} = 1,13 I_n$ Conventional intervention current: $I_f = 1.45 I_n$
	Breaking capacity I_{cn} (according to CEI / EN 60898-1)	10000 A
	Rated current I_n	$0,5 \leq I_n \leq 63A$
	Rated frequency f	50/60 and DC (0 Hz)
	Rated insulation voltage U_i	440V
	Oversoltage category	III
	Pollution degree	3
	Data acc. to IEC/EN 60947-2	Rated operational voltage U_e (tolerance +5%)
Max. power frequency recovery voltage (U_{max})		1 P: 266 V AC, 2...4 P: 462 V AC 1 P: 250 V DC, 2 and 4 P: 500 V DC
Min. operating voltage		12 VAC - 12 VDC
Rated ultimate short-circuit breaking capacity I_{cu} - acc. to IEC / EN 60947-2		$\leq 25 A$: 25 kA (AC); 10 kA (DC) $> 25 A$: 15 kA (AC); 10 kA (DC)
Rated service short-circuit breaking capacity I_{cs} - acc. to IEC / EN 60947-2		$\leq 25 A$: 12,5 kA (AC); 10 kA (DC) $> 25 A$: 7,5 kA (AC); 10 kA (DC)
Rated impulse withstand voltage U_{imp} (1.2/50 μ s)		4 kV (test voltage 6.2kV at sea level, 5kV at 2,000m)
Dielectric test voltage		3 kV
Calibration temperature		45°C
Reference temperature for tripping characteristics according IEC/ EN 60947-2		40°C
Electrical endurance (AC at U_e)		20.000 ($I_n \leq 32A$) - 10,000 ($I_n > 32A$)

MCBs

S 200 MTR / S 200 MTR DC mechanical data



S 200 MTR

		S 200 MTR / S 200 MTR DC
Mechanical Data	Housing	Insulation Group I, RAL 7035 according EN45545-2 R22/HL3 and R26/HL 3 (V0 according UL94)
	Toggle	Insulation group II, black, sealable
	Contact position indication	Red/Green indication
	Protection degree acc. to EN 60529	IP20, IP40 in enclosure with cover
	Mechanical endurance	20.000 ops
	Shock resistance acc. to IEC/EN 60068-2-27	25 g - 2 shocks - 13 ms
	Shock resistance acc. to IEC/ EN 61373	Cat 1 / Class B
	Vibration resistance acc. to IEC/EN 60068-2-6	5g - 20 cycle at 5 ...150 ...5 Hz with load 0.8 In
	EN 50155	Electronic equipment used on rolling stock According IEC / EN 61373 plus temperature rise test
	Fire behaviour acc. To EN 45545-2	R26/HL3 - R22/HL3
	Fire behaviour acc. To UL 94	V0
	IEC / EN 60077 – 1/ 2	Yes
	Environmental conditions (damp heat) acc. to IEC/EN 60068-2-30	28 cycles with 55°C/90-96% and 25°C/95-100%
	Ambient temperature	-40...75°C
Storage temperature	- 40 up to +85°C	
Installation	Terminal	Ring tongue terminals
	Cross-section of conductors (top / bottom)	0.75 ...25 mm ²
	Type of cable lugs	Ring tongue
	Tightening Torque	2.8 Nm
	Screwdriver	No. 2 Pozidrive
	Mounting	On Din Rail 35 mm acc. EN 60715 by fast clip
	Mounting position	Any
	Supply	AC: top or bottom / DC: Please note polarity of device
Altitude	2.000 m height	
Dimension and Weight	Mounting dimensions acc. to DIN 43880	1
	Pole dimensions (H x D x W)	85 x 69 x 17,5 mm (per pole)
	Pole weight	approx. 125 g
Combination with aux. elements	Auxiliary contact	Yes S2C Range + Ring tongue version
	Shunt trip	Yes S2C Range + Ring tongue version
	Rotary Handle	Yes
	Locking device	Yes
	Accessories EN 45545-2:2013	R26/HL3 mainly
	Accessories resistance of IEC 61373	Yes

MCBs

S 200 MTR series B characteristic

S 200 MTR series

Function: protection and control of the circuits against overloads and short-circuits; protection of big length cables AC systems; special ringtongue connection, dedicated for DC application, please consider polarity dependency marked on device!

Standards: IEC/EN 60947-2 Icu = 15 kA / DC Icu = 10 kA

Hazard level R26/HL3 according to EN 45545


Category 1 - Class A/B (Body mounted) according to IEC 61373




S 201 MTR



S 202 MTR



S 203 MTR



S 204 MTR


Number of Poles	Rated Current [A]	Bbn 4016779 EAN	Order details		Weight 1 piece Kg	Pack unit pc.
			Type Code	Order Code		
1	6	104180	S201MTR-B6	2CDS271447R0065	0.125	10
	10	104210	S201MTR-B10	2CDS271447R0105	0.125	10
	13	104234	S201MTR-B13	2CDS271447R0135	0.125	10
	16	104272	S201MTR-B16	2CDS271447R0165	0.125	10
	20	104296	S201MTR-B20	2CDS271447R0205	0.125	10
	25	104333	S201MTR-B25	2CDS271447R0255	0.125	10
	32	104371	S201MTR-B32	2CDS271447R0325	0.125	10
	40	104432	S201MTR-B40	2CDS271447R0405	0.125	10
	50	104548	S201MTR-B50	2CDS271447R0505	0.125	10
2	63	104661	S201MTR-B63	2CDS271447R0635	0.125	10
	6	104722	S202MTR-B6	2CDS272447R0065	0.250	5
	10	104753	S202MTR-B10	2CDS272447R0105	0.250	5
	13	104777	S202MTR-B13	2CDS272447R0135	0.250	5
	16	104814	S202MTR-B16	2CDS272447R0165	0.250	5
	20	104838	S202MTR-B20	2CDS272447R0205	0.250	5
	25	104876	S202MTR-B25	2CDS272447R0255	0.250	5
	32	104913	S202MTR-B32	2CDS272447R0325	0.250	5
	40	104975	S202MTR-B40	2CDS272447R0405	0.250	5
3	50	105088	S202MTR-B50	2CDS272447R0505	0.250	5
	63	105200	S202MTR-B63	2CDS272447R0635	0.250	5
	6	105262	S203MTR-B6	2CDS273447R0065	0.375	1
	10	105293	S203MTR-B10	2CDS273447R0105	0.375	1
	13	105316	S203MTR-B13	2CDS273447R0135	0.375	1
	16	105354	S203MTR-B16	2CDS273447R0165	0.375	1
	20	105378	S203MTR-B20	2CDS273447R0205	0.375	1
	25	105415	S203MTR-B25	2CDS273447R0255	0.375	1
	32	105453	S203MTR-B32	2CDS273447R0325	0.375	1
4	40	105514	S203MTR-B40	2CDS273447R0405	0.375	1
	50	105620	S203MTR-B50	2CDS273447R0505	0.375	1
	63	105743	S203MTR-B63	2CDS273447R0635	0.375	1
	6	105804	S204MTR-B6	2CDS274447R0065	0.500	1
	10	105835	S204MTR-B10	2CDS274447R0105	0.500	1
	13	105859	S204MTR-B13	2CDS274447R0135	0.500	1
	16	105897	S204MTR-B16	2CDS274447R0165	0.500	1
	20	105910	S204MTR-B20	2CDS274447R0205	0.500	1
	25	105958	S204MTR-B25	2CDS274447R0255	0.500	1
4	32	105996	S204MTR-B32	2CDS274447R0325	0.500	1
	40	106054	S204MTR-B40	2CDS274447R0405	0.500	1
	50	106160	S204MTR-B50	2CDS274447R0505	0.500	1
	63	106283	S204MTR-B63	2CDS274447R0635	0.500	1

MCBs


S 200 MTR DC series B characteristic



S 201 MTR DC



S 202 MTR DC



S 204 MTR DC

Number of Poles	Rated Current [A]	Bbn 4016779 EAN	Order details		Weight 1 piece Kg	Pack unit pc.
			Type Code	Order Code		
1	6	100830	S201MTR-B6 DC	2CDS271565R0065	0.125	10
	10	121118	S201MTR-B10 DC	2CDS271565R0105	0.125	10
	13	136181	S201MTR-B13 DC	2CDS271565R0135	0.125	10
	16	121125	S201MTR-B16 DC	2CDS271565R0165	0.125	10
	20	136198	S201MTR-B20 DC	2CDS271565R0205	0.125	10
	25	136365	S201MTR-B25 DC	2CDS271565R0255	0.125	10
	32	136341	S201MTR-B32 DC	2CDS271565R0325	0.125	10
	40	136327	S201MTR-B40 DC	2CDS271565R0405	0.125	10
	50	136280	S201MTR-B50 DC	2CDS271565R0505	0.125	10
	63	136228	S201MTR-B63 DC	2CDS271565R0635	0.125	10
2	6	136648	S202MTR-B6 DC	2CDS272565R0065	0.250	5
	10	136631	S202MTR-B10 DC	2CDS272565R0105	0.250	5
	13	136617	S202MTR-B13 DC	2CDS272565R0135	0.250	5
	16	136891	S202MTR-B16 DC	2CDS272565R0165	0.250	5
	20	136594	S202MTR-B20 DC	2CDS272565R0205	0.250	5
	25	136587	S202MTR-B25 DC	2CDS272565R0255	0.250	5
	32	136563	S202MTR-B32 DC	2CDS272565R0325	0.250	5
	40	136549	S202MTR-B40 DC	2CDS272565R0405	0.250	5
	50	136471	S202MTR-B50 DC	2CDS272565R0505	0.250	5
	63	136914	S202MTR-B63 DC	2CDS272565R0635	0.250	5
4	6	135894	S204MTR-B6 DC	2CDS274565R0065	0.500	1
	10	135818	S204MTR-B10 DC	2CDS274565R0105	0.500	1
	13	135825	S204MTR-B13 DC	2CDS274565R0135	0.500	1
	16	135832	S204MTR-B16 DC	2CDS274565R0165	0.500	1
	20	135849	S204MTR-B20 DC	2CDS274565R0205	0.500	1
	25	135856	S204MTR-B25 DC	2CDS274565R0255	0.500	1
	32	135863	S204MTR-B32 DC	2CDS274565R0325	0.500	1
	40	135870	S204MTR-B40 DC	2CDS274565R0405	0.500	1
	50	135887	S204MTR-B50 DC	2CDS274565R0505	0.500	1
	63	135924	S204MTR-B63 DC	2CDS274565R0635	0.500	1

MCBs

S 200 MTR series C characteristic

S 200 MTR series

Function: protection and control of the circuits against overloads and short-circuits; protection of big length cables AC systems; special ringtongue connection.

Standards: IEC/EN 60947-2 Icu = 15 kA / DC Icu = 10kA

Hazard level R26/HL3 according to EN 45545

Category 1 - Class A/B (Body mounted) according to IEC 61373



S 201 MTR




S 202 MTR


Number of Poles	Rated Current [A]	Bbn 4016779 EAN	Order details		Weight 1 piece Kg	Pack unit pc.
			Type Code	Order Code		
1	0,5	104685	S201MTR-C0,5	2CDS271447R0984	0.125	10
	1	104135	S201MTR-C1	2CDS271447R0014	0.125	10
	1,6	104678	S201MTR-C1,6	2CDS271447R0974	0.125	10
	2	118804	S201MTR-C2	2CDS271447R0024	0.125	10
	3	118811	S201MTR-C3	2CDS271447R0034	0.125	10
	4	104166	S201MTR-C4	2CDS271447R0044	0.125	10
	6	104173	S201MTR-C6	2CDS271447R0064	0.125	10
	8	104197	S201MTR-C8	2CDS271447R0084	0.125	10
	10	136846	S201MTR-C10	2CDS271447R0104	0.125	10
	13	104227	S201MTR-C13	2CDS271447R0134	0.125	10
	16	104265	S201MTR-C16	2CDS271447R0164	0.125	10
	20	104289	S201MTR-C20	2CDS271447R0204	0.125	10
	25	104326	S201MTR-C25	2CDS271447R0254	0.125	10
	32	104364	S201MTR-C32	2CDS271447R0324	0.125	10
	40	104425	S201MTR-C40	2CDS271447R0404	0.125	10
	50	104531	S201MTR-C50	2CDS271447R0504	0.125	10
63	104654	S201MTR-C63	2CDS271447R0634	0.125	10	
2	0,5	105224	S202MTR-C0,5	2CDS272447R0984	0.250	5
	1	104692	S202MTR-C1	2CDS272447R0014	0.250	5
	1,6	105217	S202MTR-C1,6	2CDS272447R0974	0.250	5
	2	119009	S202MTR-C2	2CDS272447R0024	0.250	5
	3	119016	S202MTR-C3	2CDS272447R0034	0.250	5
	4	104708	S202MTR-C4	2CDS272447R0044	0.250	5
	6	104715	S202MTR-C6	2CDS272447R0064	0.250	5
	8	104739	S202MTR-C8	2CDS272447R0084	0.250	5
	10	104746	S202MTR-C10	2CDS272447R0104	0.250	5
	13	104760	S202MTR-C13	2CDS272447R0134	0.250	5
	16	104807	S202MTR-C16	2CDS272447R0164	0.250	5
	20	104821	S202MTR-C20	2CDS272447R0204	0.250	5
	25	104869	S202MTR-C25	2CDS272447R0254	0.250	5
	32	104906	S202MTR-C32	2CDS272447R0324	0.250	5
	40	104968	S202MTR-C40	2CDS272447R0404	0.250	5
	50	105071	S202MTR-C50	2CDS272447R0504	0.250	5
63	105194	S202MTR-C63	2CDS272447R0634	0.250	5	

MCBs

S 200 MTR series C characteristic



S 203 MTR



S 204 MTR

Number of Poles	Rated Current [A]	Bbn 4016779 EAN	Order details		Weight 1 piece Kg	Pack unit pc.
			Type Code	Order Code		
3	0,5	105767	S203MTR-C0,5	2CDS273447R0984	0.375	1
	1	105231	S203MTR-C1	2CDS273447R0014	0.375	1
	1,6	105750	S203MTR-C1,6	2CDS273447R0974	0.375	1
	2	119207	S203MTR-C2	2CDS273447R0024	0.375	1
	3	119214	S203MTR-C3	2CDS273447R0034	0.375	1
	4	105248	S203MTR-C4	2CDS273447R0044	0.375	1
	6	105255	S203MTR-C6	2CDS273447R0064	0.375	1
	8	105279	S203MTR-C8	2CDS273447R0084	0.375	1
	10	105286	S203MTR-C10	2CDS273447R0104	0.375	1
	13	137034	S203MTR-C13	2CDS273447R0134	0.375	1
	16	105347	S203MTR-C16	2CDS273447R0164	0.375	1
	20	105361	S203MTR-C20	2CDS273447R0204	0.375	1
	25	137027	S203MTR-C25	2CDS273447R0254	0.375	1
	32	105446	S203MTR-C32	2CDS273447R0324	0.375	1
	40	137010	S203MTR-C40	2CDS273447R0404	0.375	1
	50	105613	S203MTR-C50	2CDS273447R0504	0.375	1
63	105736	S203MTR-C63	2CDS273447R0634	0.375	1	
4	0,5	106306	S204MTR-C0,5	2CDS274447R0984	0.500	1
	1	105774	S204MTR-C1	2CDS274447R0014	0.500	1
	1,6	106290	S204MTR-C1,6	2CDS274447R0974	0.500	1
	2	119306	S204MTR-C2	2CDS274447R0024	0.500	1
	3	119313	S204MTR-C3	2CDS274447R0034	0.500	1
	4	105781	S204MTR-C4	2CDS274447R0044	0.500	1
	6	105798	S204MTR-C6	2CDS274447R0064	0.500	1
	8	105811	S204MTR-C8	2CDS274447R0084	0.500	1
	10	105828	S204MTR-C10	2CDS274447R0104	0.500	1
	13	105842	S204MTR-C13	2CDS274447R0134	0.500	1
	16	105880	S204MTR-C16	2CDS274447R0164	0.500	1
	20	105903	S204MTR-C20	2CDS274447R0204	0.500	1
	25	105941	S204MTR-C25	2CDS274447R0254	0.500	1
	32	105989	S204MTR-C32	2CDS274447R0324	0.500	1
	40	106047	S204MTR-C40	2CDS274447R0404	0.500	1
	50	106153	S204MTR-C50	2CDS274447R0504	0.500	1
63	106276	S204MTR-C63	2CDS274447R0634	0.500	1	

MCBs

S 200 MTR DC series C characteristic

S 200 MTR DC series

Function: protection and control of the circuits against overloads and short-circuits; protection of big length cables AC systems; special ringtongue connection, dedicated for DC application, please consider polarity dependency marked on device!

Standards: IEC/EN 60947-2 Icu = 15 kA / DC Icu = 10 kA

Hazard level R26/HL3 according to EN 45545

Category 1 - Class A/B (Body mounted) according to IEC 61373



S 201 MTR DC




S 202 MTR DC

Number of Poles	Rated Current [A]	Bbn 4016779 EAN	Order details		Weight 1 piece Kg	Pack unit pc.
			Type Code	Order Code		
1	0,5	136754	S201MTR-C0,5 DC	2CDS271565R0984	0.125	10
	1	121132	S201MTR-C1 DC	2CDS271565R0014	0.125	10
	1,6	136211	S201MTR-C1,6 DC	2CDS271565R0974	0.125	10
	2	118903	S201MTR-C2 DC	2CDS271565R0024	0.125	10
	3	118910	S201MTR-C3 DC	2CDS271565R0034	0.125	10
	4	121262	S201MTR-C4 DC	2CDS271565R0044	0.125	10
	6	121255	S201MTR-C6 DC	2CDS271565R0064	0.125	10
	8	121248	S201MTR-C8 DC	2CDS271565R0084	0.125	10
	10	121231	S201MTR-C10 DC	2CDS271565R0104	0.125	10
	13	136372	S201MTR-C13 DC	2CDS271565R0134	0.125	10
	16	121217	S201MTR-C16 DC	2CDS271565R0164	0.125	10
	20	136785	S201MTR-C20 DC	2CDS271565R0204	0.125	10
	25	121187	S201MTR-C25 DC	2CDS271565R0254	0.125	10
	32	121170	S201MTR-C32 DC	2CDS271565R0324	0.125	10
	40	121163	S201MTR-C40 DC	2CDS271565R0404	0.125	10
	50	121156	S201MTR-C50 DC	2CDS271565R0504	0.125	10
63	121149	S201MTR-C63 DC	2CDS271565R0634	0.125	10	
2	0,5	136389	S202MTR-C0,5 DC	2CDS272565R0984	0.250	5
	1	121392	S202MTR-C1 DC	2CDS272565R0014	0.250	5
	1,6	136396	S202MTR-C1,6 DC	2CDS272565R0974	0.250	5
	2	119108	S202MTR-C2 DC	2CDS272565R0024	0.250	5
	3	119115	S202MTR-C3 DC	2CDS272565R0034	0.250	5
	4	121576	S202MTR-C4 DC	2CDS272565R0044	0.250	5
	6	121569	S202MTR-C6 DC	2CDS272565R0064	0.250	5
	8	121552	S202MTR-C8 DC	2CDS272565R0084	0.250	5
	10	121545	S202MTR-C10 DC	2CDS272565R0104	0.250	5
	13	136624	S202MTR-C13 DC	2CDS272565R0134	0.250	5
	16	121521	S202MTR-C16 DC	2CDS272565R0164	0.250	5
	20	121514	S202MTR-C20 DC	2CDS272565R0204	0.250	5
	25	121491	S202MTR-C25 DC	2CDS272565R0254	0.250	5
	32	121484	S202MTR-C32 DC	2CDS272565R0324	0.250	5
	40	121477	S202MTR-C40 DC	2CDS272565R0404	0.250	5
	50	121460	S202MTR-C50 DC	2CDS272565R0504	0.250	5
63	121453	S202MTR-C63 DC	2CDS272565R0634	0.250	5	

MCBs

S 200 MTR DC series C characteristic



S 204 MTR DC

Number of Poles	Rated Current [A]	Bbn 4016779 EAN	Order details		Weight 1 piece Kg	Pack unit pc.
			Type Code	Order Code		
4	0,5	135931	S204MTR-C0,5 DC	2CDS274565R0984	0.500	1
	1	135948	S204MTR-C1 DC	2CDS274565R0014	0.500	1
	1,6	135955	S204MTR-C1,6 DC	2CDS274565R0974	0.500	1
	2	119405	S204MTR-C2 DC	2CDS274565R0024	0.500	1
	3	119412	S204MTR-C3 DC	2CDS274565R0034	0.500	1
	4	135993	S204MTR-C4 DC	2CDS274565R0044	0.500	1
	6	121798	S204MTR-C6 DC	2CDS274565R0064	0.500	1
	8	121781	S204MTR-C8 DC	2CDS274565R0084	0.500	1
	10	135962	S204MTR-C10 DC	2CDS274565R0104	0.500	1
	13	135979	S204MTR-C13 DC	2CDS274565R0134	0.500	1
	16	135986	S204MTR-C16 DC	2CDS274565R0164	0.500	1
	20	121767	S204MTR-C20 DC	2CDS274565R0204	0.500	1
	25	121743	S204MTR-C25 DC	2CDS274565R0254	0.500	1
	32	121729	S204MTR-C32 DC	2CDS274565R0324	0.500	1
	40	121712	S204MTR-C40 DC	2CDS274565R0404	0.500	1
	50	136013	S204MTR-C50 DC	2CDS274565R0504	0.500	1
63	121705	S204MTR-C63 DC	2CDS274565R0634	0.500	1	

MCBs

S 200 MTR series K characteristic

S 200 MTR DC series

Function: protection and control of the circuits against overloads and short-circuits; protection of big length cables AC systems; special ringtongue connection, dedicated for DC application, please consider polarity dependency marked on device!

Standards: IEC/EN 60947-2 Icu = 15 kA / DC Icu = 10kA

Hazard level R26/HL3 according to EN 45545

Category 1 - Class A/B (Body mounted) according to IEC 61373



S 201 MTR




S 202 MTR


Number of Poles	Rated Current [A]	Bbn 4016779 EAN	Order details		Weight 1 piece Kg	Pack unit pc.
			Type Code	Order Code		
1	0,5	104241	S201MTR-K0,5	2CDS271447R0157	0.125	10
	1	136839	S201MTR-K1	2CDS271447R0217	0.125	10
	1,6	104340	S201MTR-K1,6	2CDS271447R0257	0.125	10
	2	118828	S201MTR-K2	2CDS271447R0277	0.125	10
	3	118842	S201MTR-K3	2CDS271447R0317	0.125	10
	4	104388	S201MTR-K4	2CDS271447R0337	0.125	10
	6	136822	S201MTR-K6	2CDS271447R0377	0.125	10
	8	104449	S201MTR-K8	2CDS271447R0407	0.125	10
	10	104463	S201MTR-K10	2CDS271447R0427	0.125	10
	13	104487	S201MTR-K13	2CDS271447R0447	0.125	10
	16	104494	S201MTR-K16	2CDS271447R0467	0.125	10
	20	104517	S201MTR-K20	2CDS271447R0487	0.125	10
	25	104555	S201MTR-K25	2CDS271447R0517	0.125	10
	32	104579	S201MTR-K32	2CDS271447R0537	0.125	10
	40	104593	S201MTR-K40	2CDS271447R0557	0.125	10
	50	104616	S201MTR-K50	2CDS271447R0577	0.125	10
63	104630	S201MTR-K63	2CDS271447R0607	0.125	10	
2	0,5	104784	S202MTR-K0,5	2CDS272447R0157	0.250	5
	1	104845	S202MTR-K1	2CDS272447R0217	0.250	5
	1,6	104883	S202MTR-K1,6	2CDS272447R0257	0.250	5
	2	119023	S202MTR-K2	2CDS272447R0277	0.250	5
	3	119047	S202MTR-K3	2CDS272447R0317	0.250	5
	4	104920	S202MTR-K4	2CDS272447R0337	0.250	5
	6	104944	S202MTR-K6	2CDS272447R0377	0.250	5
	8	104982	S202MTR-K8	2CDS272447R0407	0.250	5
	10	105002	S202MTR-K10	2CDS272447R0427	0.250	5
	13	105026	S202MTR-K13	2CDS272447R0447	0.250	5
	16	105033	S202MTR-K16	2CDS272447R0467	0.250	5
	20	105057	S202MTR-K20	2CDS272447R0487	0.250	5
	25	105095	S202MTR-K25	2CDS272447R0517	0.250	5
	32	105118	S202MTR-K32	2CDS272447R0537	0.250	5
	40	105132	S202MTR-K40	2CDS272447R0557	0.250	5
	50	105156	S202MTR-K50	2CDS272447R0577	0.250	5
63	105170	S202MTR-K63	2CDS272447R0607	0.250	5	

MCBs

S 200 MTR series K characteristic



S 203 MTR



S 204 MTR

Number of Poles	Rated Current [A]	Bbn 4016779 EAN	Order details		Weight 1 piece Kg	Pack unit pc.
			Type Code	Order Code		
3	0,5	105323	S203MTR-K0,5	2CDS273447R0157	0.375	1
	1	105385	S203MTR-K1	2CDS273447R0217	0.375	1
	1,6	105422	S203MTR-K1,6	2CDS273447R0257	0.375	1
	2	119221	S203MTR-K2	2CDS273447R0277	0.375	1
	3	119245	S203MTR-K3	2CDS273447R0317	0.375	1
	4	105460	S203MTR-K4	2CDS273447R0337	0.375	1
	6	105484	S203MTR-K6	2CDS273447R0377	0.375	1
	8	105521	S203MTR-K8	2CDS273447R0407	0.375	1
	10	105545	S203MTR-K10	2CDS273447R0427	0.375	1
	13	105569	S203MTR-K13	2CDS273447R0447	0.375	1
	16	105576	S203MTR-K16	2CDS273447R0467	0.375	1
	20	105590	S203MTR-K20	2CDS273447R0487	0.375	1
	25	105637	S203MTR-K25	2CDS273447R0517	0.375	1
	32	105651	S203MTR-K32	2CDS273447R0537	0.375	1
	40	105675	S203MTR-K40	2CDS273447R0557	0.375	1
50	105699	S203MTR-K50	2CDS273447R0577	0.375	1	
63	105712	S203MTR-K63	2CDS273447R0607	0.375	1	
4	0,5	105866	S204MTR-K0,5	2CDS274447R0157	0.500	1
	1	105927	S204MTR-K1	2CDS274447R0217	0.500	1
	1,6	105965	S204MTR-K1,6	2CDS274447R0257	0.500	1
	2	119320	S204MTR-K2	2CDS274447R0277	0.125	1
	3	119344	S204MTR-K3	2CDS274447R0317	0.125	1
	4	106009	S204MTR-K4	2CDS274447R0337	0.500	1
	6	106023	S204MTR-K6	2CDS274447R0377	0.500	1
	8	106061	S204MTR-K8	2CDS274447R0407	0.500	1
	10	106085	S204MTR-K10	2CDS274447R0427	0.500	1
	13	106108	S204MTR-K13	2CDS274447R0447	0.500	1
	16	106115	S204MTR-K16	2CDS274447R0467	0.500	1
	20	106139	S204MTR-K20	2CDS274447R0487	0.500	1
	25	106177	S204MTR-K25	2CDS274447R0517	0.500	1
	32	106191	S204MTR-K32	2CDS274447R0537	0.500	1
	40	106214	S204MTR-K40	2CDS274447R0557	0.500	1
50	106238	S204MTR-K50	2CDS274447R0577	0.500	1	
63	106252	S204MTR-K63	2CDS274447R0607	0.500	1	

MCBs

S 200 MTR DC series K characteristic

S 200 MTR DC series

Function: protection and control of the circuits against overloads and short-circuits; protection of big length cables AC systems; special ringtongue connection, dedicated for DC application, please consider polarity dependency marked on device!


Standards: IEC/EN 60947-2 Icu = 15 kA / DC Icu = 10 kA

Hazard level R26/HL3 according to EN 45545

Category 1 - Class A/B (Body mounted) according to IEC 61373



S 201 MTR DC




S 202 MTR DC

Number of Poles	Rated Current [A]	Bbn 4016779 EAN	Order details		Weight 1 piece Kg	Pack unit pc.
			Type Code	Order Code		
1	0,5	121224	S201MTR-K0,5 DC	2CDS271565R0157	0.125	10
	1	121194	S201MTR-K1 DC	2CDS271565R0217	0.125	10
	1,6	136358	S201MTR-K1,6 DC	2CDS271565R0257	0.125	10
	2	118927	S201MTR-K2 DC	2CDS271565R0277	0.125	10
	3	118941	S201MTR-K3 DC	2CDS271565R0317	0.125	10
	4	136334	S201MTR-K4 DC	2CDS271565R0337	0.125	10
	6	121354	S201MTR-K6 DC	2CDS271565R0377	0.125	10
	8	121347	S201MTR-K8 DC	2CDS271565R0407	0.125	10
	10	121330	S201MTR-K10 DC	2CDS271565R0427	0.125	10
	13	136747	S201MTR-K13 DC	2CDS271565R0447	0.125	10
	16	121323	S201MTR-K16 DC	2CDS271565R0467	0.125	10
	20	121316	S201MTR-K20 DC	2CDS271565R0487	0.125	10
	25	136778	S201MTR-K25 DC	2CDS271565R0517	0.125	10
	32	121293	S201MTR-K32 DC	2CDS271565R0537	0.125	10
	40	121286	S201MTR-K40 DC	2CDS271565R0557	0.125	10
	50	136259	S201MTR-K50 DC	2CDS271565R0577	0.125	10
63	121279	S201MTR-K63 DC	2CDS271565R0607	0.125	10	
2	0,5	121538	S202MTR-K0,5 DC	2CDS272565R0157	0.250	5
	1	136945	S202MTR-K1 DC	2CDS272565R0217	0.250	5
	1,6	136570	S202MTR-K1,6 DC	2CDS272565R0257	0.250	5
	2	119122	S202MTR-K2 DC	2CDS272565R0277	0.250	5
	3	119146	S202MTR-K3 DC	2CDS272565R0317	0.250	5
	4	121668	S202MTR-K4 DC	2CDS272565R0337	0.250	5
	6	121651	S202MTR-K6 DC	2CDS272565R0377	0.250	5
	8	121644	S202MTR-K8 DC	2CDS272565R0407	0.250	5
	10	121637	S202MTR-K10 DC	2CDS272565R0427	0.250	5
	13	136518	S202MTR-K13 DC	2CDS272565R0447	0.250	5
	16	121620	S202MTR-K16 DC	2CDS272565R0467	0.250	5
	20	136495	S202MTR-K20 DC	2CDS272565R0487	0.250	5
	25	121613	S202MTR-K25 DC	2CDS272565R0517	0.250	5
	32	136938	S202MTR-K32 DC	2CDS272565R0537	0.250	5
	40	136440	S202MTR-K40 DC	2CDS272565R0557	0.250	5
	50	121590	S202MTR-K50 DC	2CDS272565R0577	0.250	5
63	121583	S202MTR-K63 DC	2CDS272565R0607	0.250	5	

MCBs

S 200 MTR DC series K characteristic



S 204 MTR DC

Number of Poles	Rated Current [A]	Bbn 4016779 EAN	Order details		Weight 1 piece Kg	Pack unit pc.
			Type Code	Order Code		
4	0,5	121774	S204MTR-K0,5 DC	2CDS274565R0157	0.500	1
	1	121750	S204MTR-K1 DC	2CDS274565R0217	0.500	1
	1,6	121736	S204MTR-K1,6 DC	2CDS274565R0257	0.500	1
	2	119429	S204MTR-K2 DC	2CDS274565R0277	0.500	1
	3	119443	S204MTR-K3 DC	2CDS274565R0317	0.500	1
	4	121910	S204MTR-K4 DC	2CDS274565R0337	0.500	1
	6	121903	S204MTR-K6 DC	2CDS274565R0377	0.500	1
	8	121897	S204MTR-K8 DC	2CDS274565R0407	0.500	1
	10	121880	S204MTR-K10 DC	2CDS274565R0427	0.500	1
	13	136020	S204MTR-K13 DC	2CDS274565R0447	0.500	1
	16	121873	S204MTR-K16 DC	2CDS274565R0467	0.500	1
	20	121866	S204MTR-K20 DC	2CDS274565R0487	0.500	1
	25	121859	S204MTR-K25 DC	2CDS274565R0517	0.500	1
	32	121842	S204MTR-K32 DC	2CDS274565R0537	0.500	1
	40	121835	S204MTR-K40 DC	2CDS274565R0557	0.500	1
	50	121828	S204MTR-K50 DC	2CDS274565R0577	0.500	1
63	121811	S204MTR-K63 DC	2CDS274565R0607	0.500	1	

MCBs

S 200 MTR series Z characteristic

S 200 MTR series

Function: protection and control of the circuits against overloads and short-circuits; protection of big length cables AC systems; special ringtongue connection.

Standards: IEC/EN 60947-2 Icu = 15 kA / DC Icu = 10kA

Hazard level R26/HL3 according to EN 45545

Category 1 - Class A/B (Body mounted) according to IEC 61373



S 201 MTR




S 202 MTR

Number of Poles	Rated Current [A]	Bbn 4016779 EAN	Type Code	Order Code	Weight 1 piece Kg	Pack unit pc.
1	0,5	104258	S201MTR-Z0,5	2CDS271447R0158	0.125	10
	1	104319	S201MTR-Z1	2CDS271447R0218	0.125	10
	1,6	104357	S201MTR-Z1,6	2CDS271447R0258	0.125	10
	2	118835	S201MTR-Z2	2CDS271447R0278	0.125	10
	3	118859	S201MTR-Z3	2CDS271447R0318	0.125	10
	4	104395	S201MTR-Z4	2CDS271447R0338	0.125	10
	6	104418	S201MTR-Z6	2CDS271447R0378	0.125	10
	8	104456	S201MTR-Z8	2CDS271447R0408	0.125	10
	10	104470	S201MTR-Z10	2CDS271447R0428	0.125	10
	16	136815	S201MTR-Z16	2CDS271447R0468	0.125	10
	20	104524	S201MTR-Z20	2CDS271447R0488	0.125	10
	25	104562	S201MTR-Z25	2CDS271447R0518	0.125	10
	32	104586	S201MTR-Z32	2CDS271447R0538	0.125	10
	40	136792	S201MTR-Z40	2CDS271447R0558	0.125	10
	50	104623	S201MTR-Z50	2CDS271447R0578	0.125	10
63	104647	S201MTR-Z63	2CDS271447R0608	0.125	10	
2	0,5	104791	S202MTR-Z0,5	2CDS272447R0158	0.250	5
	1	104852	S202MTR-Z1	2CDS272447R0218	0.250	5
	1,6	104890	S202MTR-Z1,6	2CDS272447R0258	0.250	5
	2	119030	S202MTR-Z2	2CDS272447R0278	0.250	5
	3	119054	S202MTR-Z3	2CDS272447R0318	0.250	5
	4	104937	S202MTR-Z4	2CDS272447R0338	0.250	5
	6	104951	S202MTR-Z6	2CDS272447R0378	0.250	5
	8	104999	S202MTR-Z8	2CDS272447R0408	0.250	5
	10	105019	S202MTR-Z10	2CDS272447R0428	0.250	5
	16	105040	S202MTR-Z16	2CDS272447R0468	0.250	5
	20	105064	S202MTR-Z20	2CDS272447R0488	0.250	5
	25	105101	S202MTR-Z25	2CDS272447R0518	0.250	5
	32	105125	S202MTR-Z32	2CDS272447R0538	0.250	5
	40	105149	S202MTR-Z40	2CDS272447R0558	0.250	5
	50	105163	S202MTR-Z50	2CDS272447R0578	0.250	5
63	105187	S202MTR-Z63	2CDS272447R0608	0.250	5	

MCBs

S 200 MTR series Z characteristic



S 203 MTR



S 204 MTR

Number of Poles	Rated Current [A]	Bbn 4016779 EAN	Type Code	Order Code	Weight 1 piece Kg	Pack unit pc.
3	0,5	105330	S203MTR-Z0,5	2CDS273447R0158	0.375	1
	1	105392	S203MTR-Z1	2CDS273447R0218	0.375	1
	1,6	105439	S203MTR-Z1,6	2CDS273447R0258	0.375	1
	2	119238	S203MTR-Z2	2CDS273447R0278	0.375	1
	3	119252	S203MTR-Z3	2CDS273447R0318	0.375	1
	4	105477	S203MTR-Z4	2CDS273447R0338	0.375	1
	6	105491	S203MTR-Z6	2CDS273447R0378	0.375	1
	8	105538	S203MTR-Z8	2CDS273447R0408	0.375	1
	10	105552	S203MTR-Z10	2CDS273447R0428	0.375	1
	16	105583	S203MTR-Z16	2CDS273447R0468	0.375	1
	20	136990	S203MTR-Z20	2CDS273447R0488	0.375	1
	25	105644	S203MTR-Z25	2CDS273447R0518	0.375	1
	32	105668	S203MTR-Z32	2CDS273447R0538	0.375	1
	40	105682	S203MTR-Z40	2CDS273447R0558	0.375	1
	50	136983	S203MTR-Z50	2CDS273447R0578	0.375	1
63	105729	S203MTR-Z63	2CDS273447R0608	0.375	1	
4	0,5	105873	S204MTR-Z0,5	2CDS274447R0158	0.500	1
	1	105934	S204MTR-Z1	2CDS274447R0218	0.500	1
	1,6	105972	S204MTR-Z1,6	2CDS274447R0258	0.500	1
	2	119337	S204MTR-Z2	2CDS274447R0278	0.125	10
	3	119351	S204MTR-Z3	2CDS274447R0318	0.125	10
	4	106016	S204MTR-Z4	2CDS274447R0338	0.500	1
	6	106030	S204MTR-Z6	2CDS274447R0378	0.500	1
	8	106078	S204MTR-Z8	2CDS274447R0408	0.500	1
	10	106092	S204MTR-Z10	2CDS274447R0428	0.500	1
	16	106122	S204MTR-Z16	2CDS274447R0468	0.500	1
	20	106146	S204MTR-Z20	2CDS274447R0488	0.500	1
	25	106184	S204MTR-Z25	2CDS274447R0518	0.500	1
	32	106207	S204MTR-Z32	2CDS274447R0538	0.500	1
	40	106221	S204MTR-Z40	2CDS274447R0558	0.500	1
	50	106245	S204MTR-Z50	2CDS274447R0578	0.500	1
63	106269	S204MTR-Z63	2CDS274447R0608	0.500	1	

MCBs

S 200 MTR DC series Z characteristic

S 200 MTR DC series

Function: protection and control of the circuits against overloads and short-circuits; protection of big length cables AC systems; special ringtongue connection, dedicated for DC application, please consider polarity dependency marked on device!

Standards: IEC/EN 60947-2 Icu = 15 kA / DC Icu = 10 kA

Hazard level R26/HL3 according to EN 45545

Category 1 - Class A/B (Body mounted) according to IEC 61373



S 201 MTR DC




S 202 MTR DC

Number of Poles	Rated Current [A]	Bbn 4016779 EAN	Type Code	Order Code	Weight 1 piece Kg	Pack unit pc.
1	0,5	121385	S201MTR-Z0,5 DC	2CDS271565R0158	0.125	10
	1	121378	S201MTR-Z1 DC	2CDS271565R0218	0.125	10
	1,6	121361	S201MTR-Z1,6 DC	2CDS271565R0258	0.125	10
	2	118934	S201MTR-Z2 DC	2CDS271565R0278	0.125	10
	3	118958	S201MTR-Z3 DC	2CDS271565R0318	0.125	10
	4	121446	S201MTR-Z4 DC	2CDS271565R0338	0.125	10
	6	121439	S201MTR-Z6 DC	2CDS271565R0378	0.125	10
	8	136310	S201MTR-Z8 DC	2CDS271565R0408	0.125	10
	10	121422	S201MTR-Z10 DC	2CDS271565R0428	0.125	10
	16	121415	S201MTR-Z16 DC	2CDS271565R0468	0.125	10
	20	136297	S201MTR-Z20 DC	2CDS271565R0488	0.125	10
	25	136761	S201MTR-Z25 DC	2CDS271565R0518	0.125	10
	32	136273	S201MTR-Z32 DC	2CDS271565R0538	0.125	10
	40	136266	S201MTR-Z40 DC	2CDS271565R0558	0.125	10
	50	136242	S201MTR-Z50 DC	2CDS271565R0578	0.125	10
63	136235	S201MTR-Z63 DC	2CDS271565R0608	0.125	10	
2	0,5	121699	S202MTR-Z0,5 DC	2CDS272565R0158	0.250	5
	1	121682	S202MTR-Z1 DC	2CDS272565R0218	0.250	5
	1,6	121675	S202MTR-Z1,6 DC	2CDS272565R0258	0.250	5
	2	119139	S202MTR-Z2 DC	2CDS272565R0278	0.250	5
	3	119153	S202MTR-Z3 DC	2CDS272565R0318	0.250	5
	4	136921	S202MTR-Z4 DC	2CDS272565R0338	0.250	5
	6	136556	S202MTR-Z6 DC	2CDS272565R0378	0.250	5
	8	136532	S202MTR-Z8 DC	2CDS272565R0408	0.250	5
	10	136525	S202MTR-Z10 DC	2CDS272565R0428	0.250	5
	16	137072	S202MTR-Z16 DC	2CDS272565R0468	0.250	5
	20	136488	S202MTR-Z20 DC	2CDS272565R0488	0.250	5
	25	136464	S202MTR-Z25 DC	2CDS272565R0518	0.250	5
	32	136457	S202MTR-Z32 DC	2CDS272565R0538	0.250	5
	40	136433	S202MTR-Z40 DC	2CDS272565R0558	0.250	5
	50	136426	S202MTR-Z50 DC	2CDS272565R0578	0.250	5
63	136419	S202MTR-Z63 DC	2CDS272565R0608	0.250	5	

MCBs

S 200 MTR DC series Z characteristic



S 204 MTR DC

Number of Poles	Rated Current [A]	Bbn 4016779 EAN	Type Code	Order Code	Weight 1 piece Kg	Pack unit pc.
4	0,5	136037	S204MTR-Z0,5 DC	2CDS274565R0158	0.500	1
	1	136044	S204MTR-Z1 DC	2CDS274565R0218	0.500	1
	1,6	136051	S204MTR-Z1,6 DC	2CDS274565R0258	0.500	1
	2	119436	S204MTR-Z2 DC	2CDS274565R0278	0.500	1
	3	119450	S204MTR-Z3 DC	2CDS274565R0318	0.500	1
	4	136129	S204MTR-Z4 DC	2CDS274565R0338	0.500	1
	6	136150	S204MTR-Z6 DC	2CDS274565R0378	0.500	1
	8	136174	S204MTR-Z8 DC	2CDS274565R0408	0.500	1
	10	136068	S204MTR-Z10 DC	2CDS274565R0428	0.500	1
	16	136075	S204MTR-Z16 DC	2CDS274565R0468	0.500	1
	20	136082	S204MTR-Z20 DC	2CDS274565R0488	0.500	1
	25	136099	S204MTR-Z25 DC	2CDS274565R0518	0.500	1
	32	136112	S204MTR-Z32 DC	2CDS274565R0538	0.500	1
	40	136136	S204MTR-Z40 DC	2CDS274565R0558	0.500	1
	50	136143	S204MTR-Z50 DC	2CDS274565R0578	0.500	1
63	136167	S204MTR-Z63 DC	2CDS274565R0608	0.500	1	

MCBs

ST 200 MTR / ST 200 MTR DC series technical features



ST 200 MTR

		ST200 MTR / ST200 MTR DC
Data acc. to UL1077 / CSA 22.2 No.235	Standards	UL1077 / CSA 22.2 No.235
	Poles	1P, 2P, 3P, 4P for AC 1P, 2P and 4P for DC
	Tripping characteristics	K, Z rated tripping current 1.6 x I _n (see tripping curve)
	Rated current I _n	0.5 ≤ I _n ≤ 63A
	Rated frequency f	50/60 and DC (0 Hz)
	Rated insulation voltage U _i	400 VDC (pollution degree 3) 500 VDC (pollution degree 2)
	Overvoltage category	III
	Pollution degree	3
	Rated voltage	480Y / 277 V AC 1P: 250 V DC and 2+4P: up to 500 VDC (pollution degree 2)
	Rated interrupting capacity	6 kA AC 10 kA DC
Application	Suppl. prot. for general use. Application Codes: TC2, OL0, SC: U1	
Reference temperature for tripping characteristics	25°C	

MCBs

ST 200 MTR / ST 200 MTR DC series mechanical features



ST 200 MTR

		ST200 MTR / ST200 MTR DC
Mechanical Data	Housing	Insulation Group I, RAL 7035 according EN45545-2 R22/HL3 and R26/HL 3 (V0 according UL94)
	Toggle	Insulation group II, black, sealable
	Contact position indication	Red/Green indication
	Protection degree acc. to EN 60529	IP20, IP40 in enclosure with cover
	Mechanical endurance	20,000 ops
	Electrical endurance (AC at Ue)	6,000 ops
	Shock resistance acc. to IEC/EN 60068-2-27	25 g - 2 shocks - 13 ms
	Shock resistance acc. to IEC/ EN 61373	Cat 1 / Class B
	Vibration resistance acc. to IEC/EN 60068-2-6	5g - 20 cycle at 5 ...150 ...5 Hz with load 0.8 In
	Vibration resistance acc. to IEC/ EN 61373	Cat 1 / Class B
	NFPA-130	Compliant with ASTM E162 and ASTM E 662
	EN 50155	Electronic equipment used on rolling stock According IEC / EN 61373 plus temperature rise test
	Fire behaviour acc. To EN 45545-2	R26/HL3 - R22/HL3
	Fire behaviour acc. To UNI CEI 11170-3	With EN45545-2 replacement
Fire behaviour acc. To UL 94	V0	
NF F 16-101 (1988) e NF F 16-102 (1992)	With EN45545-2 replacement	
IEC / EN 60077 – 1	Yes	
Environmental conditions (damp heat) acc. to IEC/EN 60068-2-30	28 cycles with 55°C/90-96% and 25°C/95-100%	
Ambient temperature	- 40 ...+75 °C	
Storage temperature	- 40 up to 85 °C	
Installation	Terminal	Ring Tongue Terminals
	Cross-section of conductors (top / bottom)	0.7525 mm ² 18 - 4 AWG
	Type of cable	Riged or flexible ring tongue
	Cross-section of busbars (top / bottom)	16 mm ² fork or ringtongue busbar
	Tightening Torque	2.8 Nm 25 in-lbs.
	Screwdriver	No. 2 Pozidrive
	Mounting	On Din Rail 35 mm acc. EN 60715 by fast clip
	Mounting position	Any
	Supply	Optional / DC: Please note polarity of device
	Altitude	2,000 m height
Dimension and Weight	Mounting dimensions acc. to DIN 43880	2
	Pole dimensions (H x D x W)	100 x 69 x 17.5
	Pole weight	Approx. 125 g
Combination with aux. elements	Auxiliary contact	Yes S2C Range (except Micro) + existing ring tongue version
	Shunt trip	Yes S2C Range + existing ring tongue version
	Rotary Handle	Yes
	Locking	Yes
	Motor Operating Device	Yes
	Accessories resistance of IEC 61373	Yes

MCBs

ST 200 MTR series K characteristic

ST 200 MTR (DC) series

Function: protection and control of the circuits against overloads and short-circuits; protection of big length cables AC systems; special ringtongue connection for rolling stock applications.


Standards: UL1077, rated interrupting Capacity =6 kA / DC = 10 kA

Hazard level according to NFPA-130

Category 1 - Class A/B (Body mounted) according to IEC



ST 201 MTR




ST 202 MTR


Number of Poles	Rated Current [A]	Bbn 4016779 EAN	Type Code	Order Code	Weight 1 piece Kg	Pack unit pc.
1	0,5	115681	ST201MTR-K0,5	2CDS271448R0157	0.125	10
	1	115728	ST201MTR-K1	2CDS271448R0217	0.125	10
	1,6	115766	ST201MTR-K1,6	2CDS271448R0257	0.125	10
	2	119627	ST201MTR-K2	2CDS271448R0277	0.125	10
	3	119665	ST201MTR-K3	2CDS271448R0317	0.125	10
	4	115803	ST201MTR-K4	2CDS271448R0337	0.125	10
	5	115841	ST201MTR-K5	2CDS271448R0357	0.125	10
	6	115889	ST201MTR-K6	2CDS271448R0377	0.125	10
	8	115926	ST201MTR-K8	2CDS271448R0407	0.125	10
	10	115964	ST201MTR-K10	2CDS271448R0427	0.125	10
	13	116008	ST201MTR-K13	2CDS271448R0447	0.125	10
	15	116022	ST201MTR-K15	2CDS271448R0457	0.125	10
	16	116060	ST201MTR-K16	2CDS271448R0467	0.125	10
	20	116107	ST201MTR-K20	2CDS271448R0487	0.125	10
	25	116145	ST201MTR-K25	2CDS271448R0517	0.125	10
	30	116183	ST201MTR-K30	2CDS271448R0527	0.125	10
	32	116220	ST201MTR-K32	2CDS271448R0537	0.125	10
	35	116268	ST201MTR-K35	2CDS271448R0547	0.125	10
	40	116305	ST201MTR-K40	2CDS271448R0557	0.125	10
50	116343	ST201MTR-K50	2CDS271448R0577	0.125	10	
60	116381	ST201MTR-K60	2CDS271448R0587	0.125	10	
63	116428	ST201MTR-K63	2CDS271448R0607	0.125	10	
2	0,5	116466	ST202MTR-K0,5	2CDS272448R0157	0.25	5
	1	116503	ST202MTR-K1	2CDS272448R0217	0.25	5
	1,6	116541	ST202MTR-K1,6	2CDS272448R0257	0.25	5
	2	120029	ST202MTR-K2	2CDS272448R0277	0.25	5
	3	120067	ST202MTR-K3	2CDS272448R0317	0.25	5
	4	116589	ST202MTR-K4	2CDS272448R0337	0.25	5
	5	116626	ST202MTR-K5	2CDS272448R0357	0.25	5
	6	116664	ST202MTR-K6	2CDS272448R0377	0.25	5
	8	116701	ST202MTR-K8	2CDS272448R0407	0.25	5
	10	116749	ST202MTR-K10	2CDS272448R0427	0.25	5
	13	116787	ST202MTR-K13	2CDS272448R0447	0.25	5
	15	116800	ST202MTR-K15	2CDS272448R0457	0.25	5
	16	116848	ST202MTR-K16	2CDS272448R0467	0.25	5
	20	116886	ST202MTR-K20	2CDS272448R0487	0.25	5
	25	116923	ST202MTR-K25	2CDS272448R0517	0.25	5
	30	116961	ST202MTR-K30	2CDS272448R0527	0.25	5
	32	117005	ST202MTR-K32	2CDS272448R0537	0.25	5
	35	117043	ST202MTR-K35	2CDS272448R0547	0.25	5
	40	117081	ST202MTR-K40	2CDS272448R0557	0.25	5
50	117128	ST202MTR-K50	2CDS272448R0577	0.25	5	
60	117166	ST202MTR-K60	2CDS272448R0587	0.25	5	
63	117203	ST202MTR-K63	2CDS272448R0607	0.25	5	

MCBs

ST 200 MTR series K characteristic



ST 203 MTR



ST 204 MTR

Number of Poles	Rated Current [A]	Bbn 4016779 EAN	Type Code	Order Code	Weight 1 piece Kg	Pack unit pc.
3	0,5	117241	ST203MTR-K0,5	2CDS273448R0157	0.375	1
	1	117289	ST203MTR-K1	2CDS273448R0217	0.375	1
	1,6	117326	ST203MTR-K1,6	2CDS273448R0257	0.375	1
	2	120425	ST203MTR-K2	2CDS273448R0277	0.375	1
	3	120463	ST203MTR-K3	2CDS273448R0317	0.375	1
	4	117364	ST203MTR-K4	2CDS273448R0337	0.375	1
	5	117401	ST203MTR-K5	2CDS273448R0357	0.375	1
	6	117449	ST203MTR-K6	2CDS273448R0377	0.375	1
	8	117487	ST203MTR-K8	2CDS273448R0407	0.375	1
	10	117524	ST203MTR-K10	2CDS273448R0427	0.375	1
	13	117562	ST203MTR-K13	2CDS273448R0447	0.375	2
	15	117586	ST203MTR-K15	2CDS273448R0457	0.375	1
	16	117623	ST203MTR-K16	2CDS273448R0467	0.375	1
	20	117661	ST203MTR-K20	2CDS273448R0487	0.375	1
	25	117708	ST203MTR-K25	2CDS273448R0517	0.375	1
	30	117746	ST203MTR-K30	2CDS273448R0527	0.375	1
	32	117784	ST203MTR-K32	2CDS273448R0537	0.375	1
	35	117821	ST203MTR-K35	2CDS273448R0547	0.375	1
	40	117869	ST203MTR-K40	2CDS273448R0557	0.375	1
	50	117906	ST203MTR-K50	2CDS273448R0577	0.375	1
60	117944	ST203MTR-K60	2CDS273448R0587	0.375	1	
63	117982	ST203MTR-K63	2CDS273448R0607	0.375	1	
4	0,5	118026	ST204MTR-K0,5	2CDS274448R0157	0.5	1
	1	118064	ST204MTR-K1	2CDS274448R0217	0.5	1
	1,6	118101	ST204MTR-K1,6	2CDS274448R0257	0.5	1
	2	120623	ST204MTR-K2	2CDS274448R0277	0.5	1
	3	120661	ST204MTR-K3	2CDS274448R0317	0.5	1
	4	118149	ST204MTR-K4	2CDS274448R0337	0.5	1
	5	118187	ST204MTR-K5	2CDS274448R0357	0.5	1
	6	118224	ST204MTR-K6	2CDS274448R0377	0.5	1
	8	118262	ST204MTR-K8	2CDS274448R0407	0.5	1
	10	118309	ST204MTR-K10	2CDS274448R0427	0.5	1
	13	118347	ST204MTR-K13	2CDS274448R0447	0.5	1
	15	118361	ST204MTR-K15	2CDS274448R0457	0.5	1
	16	118408	ST204MTR-K16	2CDS274448R0467	0.5	1
	20	118446	ST204MTR-K20	2CDS274448R0487	0.5	1
	25	118484	ST204MTR-K25	2CDS274448R0517	0.5	1
	30	118521	ST204MTR-K30	2CDS274448R0527	0.5	1
	32	118569	ST204MTR-K32	2CDS274448R0537	0.5	1
	40	118606	ST204MTR-K35	2CDS274448R0547	0.5	1
	50	118644	ST204MTR-K40	2CDS274448R0557	0.5	1
	60	118682	ST204MTR-K50	2CDS274448R0577	0.5	1
63	118729	ST204MTR-K60	2CDS274448R0587	0.5	1	

MCBs

ST 200 MTR DC series K characteristic

ST 200 MTR (DC) series

Function: protection and control of the circuits against overloads and short-circuits; protection of big length cables AC systems; special ringtongue connection for rolling stock applications.

Standards: UL1077, rated interrupting Capacity =6 kA / DC = 10 kA

Hazard level according to NFPA-130

Category 1 - Class A/B (Body mounted) according to IEC 61373



ST 201 MTR




ST 201 MTR

Number of Poles	Rated Current [A]	Bbn 4016779 EAN	Type Code	Order Code	Weight 1 piece Kg	Pack unit pc.
1	0,5	111782	ST201MTR-K0,5 DC	2CDS271566R0157	0.125	10
	1	111829	ST201MTR-K1 DC	2CDS271566R0217	0.125	10
	1,6	111867	ST201MTR-K1,6 DC	2CDS271566R0257	0.125	10
	2	119825	ST201MTR-K2 DC	2CDS271566R0277	0.125	10
	3	119863	ST201MTR-K3 DC	2CDS271566R0317	0.125	10
	4	111904	ST201MTR-K4 DC	2CDS271566R0337	0.125	10
	5	111942	ST201MTR-K5 DC	2CDS271566R0357	0.125	10
	6	111980	ST201MTR-K6 DC	2CDS271566R0377	0.125	10
	8	112024	ST201MTR-K8 DC	2CDS271566R0407	0.125	10
	10	112062	ST201MTR-K10 DC	2CDS271566R0427	0.125	10
	13	112109	ST201MTR-K13 DC	2CDS271566R0447	0.125	10
	15	112123	ST201MTR-K15 DC	2CDS271566R0457	0.125	10
	16	112161	ST201MTR-K16 DC	2CDS271566R0467	0.125	10
	20	112208	ST201MTR-K20 DC	2CDS271566R0487	0.125	10
	25	112246	ST201MTR-K25 DC	2CDS271566R0517	0.125	10
	30	112284	ST201MTR-K30 DC	2CDS271566R0527	0.125	10
	32	112321	ST201MTR-K32 DC	2CDS271566R0537	0.125	10
	35	112369	ST201MTR-K35 DC	2CDS271566R0547	0.125	10
	40	112406	ST201MTR-K40 DC	2CDS271566R0557	0.125	10
	50	112444	ST201MTR-K50 DC	2CDS271566R0577	0.125	10
60	112482	ST201MTR-K60 DC	2CDS271566R0587	0.125	10	
63	112529	ST201MTR-K63 DC	2CDS271566R0607	0.125	10	
2	0,5	112567	ST202MTR-K0,5 DC	2CDS272566R0157	0.25	5
	1	112604	ST202MTR-K1 DC	2CDS272566R0217	0.25	5
	1,6	112642	ST202MTR-K1,6 DC	2CDS272566R0257	0.25	5
	2	120227	ST202MTR-K2 DC	2CDS272566R0277	0.25	5
	3	120265	ST202MTR-K3 DC	2CDS272566R0317	0.25	5
	4	112680	ST202MTR-K4 DC	2CDS272566R0337	0.25	5
	5	112727	ST202MTR-K5 DC	2CDS272566R0357	0.25	5
	6	112765	ST202MTR-K6 DC	2CDS272566R0377	0.25	5
	8	112802	ST202MTR-K8 DC	2CDS272566R0407	0.25	5
	10	112840	ST202MTR-K10 DC	2CDS272566R0427	0.25	5
	13	112888	ST202MTR-K13 DC	2CDS272566R0447	0.25	5
	15	112901	ST202MTR-K15 DC	2CDS272566R0457	0.25	5
	16	112949	ST202MTR-K16 DC	2CDS272566R0467	0.25	5
	20	112987	ST202MTR-K20 DC	2CDS272566R0487	0.25	5
	25	113021	ST202MTR-K25 DC	2CDS272566R0517	0.25	5
	30	113069	ST202MTR-K30 DC	2CDS272566R0527	0.25	5
	32	113106	ST202MTR-K32 DC	2CDS272566R0537	0.25	5
	35	113144	ST202MTR-K35 DC	2CDS272566R0547	0.25	5
	40	113182	ST202MTR-K40 DC	2CDS272566R0557	0.25	5
	50	113229	ST202MTR-K50 DC	2CDS272566R0577	0.25	5
60	113267	ST202MTR-K60 DC	2CDS272566R0587	0.25	5	
63	113304	ST202MTR-K63 DC	2CDS272566R0607	0.25	5	

Please consider polarity as note above the codes.

MCBs

ST 200 MTR DC series K characteristic



ST 204 MTR

Number of Poles	Rated Current [A]	Bbn 4016779 EAN	Type Code	Order Code	Weight 1 piece Kg	Pack unit pc.
4	0,5	113342	ST204MTR-K0,5 DC	2CDS274566R0157	0.5	1
	1	113380	ST204MTR-K1 DC	2CDS274566R0217	0.5	1
	1,6	113427	ST204MTR-K1,6 DC	2CDS274566R0257	0.5	1
	2	120821	ST204MTR-K2 DC	2CDS274566R0277	0.5	1
	3	120869	ST204MTR-K3 DC	2CDS274566R0317	0.5	1
	4	113465	ST204MTR-K4 DC	2CDS274566R0337	0.5	1
	5	113502	ST204MTR-K5 DC	2CDS274566R0357	0.5	1
	6	113540	ST204MTR-K6 DC	2CDS274566R0377	0.5	1
	8	113588	ST204MTR-K8 DC	2CDS274566R0407	0.5	1
	10	113625	ST204MTR-K10 DC	2CDS274566R0427	0.5	1
	13	113663	ST204MTR-K13 DC	2CDS274566R0447	0.5	1
	15	113687	ST204MTR-K15 DC	2CDS274566R0457	0.5	1
	16	113724	ST204MTR-K16 DC	2CDS274566R0467	0.5	1
	20	113762	ST204MTR-K20 DC	2CDS274566R0487	0.5	1
	25	113809	ST204MTR-K25 DC	2CDS274566R0517	0.5	1
	30	113847	ST204MTR-K30 DC	2CDS274566R0527	0.5	1
	32	113885	ST204MTR-K32 DC	2CDS274566R0537	0.5	1
35	113922	ST204MTR-K35 DC	2CDS274566R0547	0.5	1	
40	113960	ST204MTR-K40 DC	2CDS274566R0557	0.5	1	
50	114004	ST204MTR-K50 DC	2CDS274566R0577	0.5	1	
60	114042	ST204MTR-K60 DC	2CDS274566R0587	0.5	1	
63	114080	ST204MTR-K63 DC	2CDS274566R0607	0.5	1	

Please consider polarity as note above the codes.

MCBs

ST 200 MTR series Z characteristic

ST 200 MTR (DC) series

Function: protection and control of the circuits against overloads and short-circuits; protection of big length cables AC systems; special ringtongue connection for rolling stock applications.

Standards: UL1077, rated interrupting Capacity =6 kA / DC = 10 kA

Hazard level according to NFPA-130

Category 1 - Class A/B (Body mounted) according to IEC 61373



ST 201 MTR




ST 202 MTR


Number of Poles	Rated Current [A]	Bbn 4016779 EAN	Type Code	Order Code	Weight 1 piece Kg	Pack unit pc.
1	0,5	115704	ST201MTR-Z0,5	2CDS271448R0158	0.125	10
	1	115742	ST201MTR-Z1	2CDS271448R0218	0.125	10
	1,6	115780	ST201MTR-Z1,6	2CDS271448R0258	0.125	10
	2	119641	ST201MTR-Z2	2CDS271448R0278	0.125	10
	3	119689	ST201MTR-Z3	2CDS271448R0318	0.125	10
	4	115827	ST201MTR-Z4	2CDS271448R0338	0.125	10
	5	115865	ST201MTR-Z5	2CDS271448R0358	0.125	10
	6	115902	ST201MTR-Z6	2CDS271448R0378	0.125	10
	8	115940	ST201MTR-Z8	2CDS271448R0408	0.125	10
	10	115988	ST201MTR-Z10	2CDS271448R0428	0.125	10
	15	116046	ST201MTR-Z15	2CDS271448R0458	0.125	10
	16	116084	ST201MTR-Z16	2CDS271448R0468	0.125	10
	20	116121	ST201MTR-Z20	2CDS271448R0488	0.125	10
	25	116169	ST201MTR-Z25	2CDS271448R0518	0.125	10
	30	116206	ST201MTR-Z30	2CDS271448R0528	0.125	10
	32	116244	ST201MTR-Z32	2CDS271448R0538	0.125	10
	35	116282	ST201MTR-Z35	2CDS271448R0548	0.125	10
	40	116329	ST201MTR-Z40	2CDS271448R0558	0.125	10
	50	116367	ST201MTR-Z50	2CDS271448R0578	0.125	10
60	116404	ST201MTR-Z60	2CDS271448R0588	0.125	10	
63	116442	ST201MTR-Z63	2CDS271448R0608	0.125	10	
2	0,5	116480	ST202MTR-Z0,5	2CDS272448R0158	0.25	5
	1	116527	ST202MTR-Z1	2CDS272448R0218	0.25	5
	1,6	116565	ST202MTR-Z1,6	2CDS272448R0258	0.25	5
	2	120043	ST202MTR-Z2	2CDS272448R0278	0.25	5
	3	120081	ST202MTR-Z3	2CDS272448R0318	0.25	5
	4	116602	ST202MTR-Z4	2CDS272448R0338	0.25	5
	5	116640	ST202MTR-Z5	2CDS272448R0358	0.25	5
	6	116688	ST202MTR-Z6	2CDS272448R0378	0.25	5
	8	116725	ST202MTR-Z8	2CDS272448R0408	0.25	5
	10	116763	ST202MTR-Z10	2CDS272448R0428	0.25	5
	15	116824	ST202MTR-Z15	2CDS272448R0458	0.25	5
	16	116862	ST202MTR-Z16	2CDS272448R0468	0.25	5
	20	116909	ST202MTR-Z20	2CDS272448R0488	0.25	5
	25	116947	ST202MTR-Z25	2CDS272448R0518	0.25	5
	30	116985	ST202MTR-Z30	2CDS272448R0528	0.25	5
	32	117029	ST202MTR-Z32	2CDS272448R0538	0.25	5
	35	117067	ST202MTR-Z35	2CDS272448R0548	0.25	5
	40	117104	ST202MTR-Z40	2CDS272448R0558	0.25	5
	50	117142	ST202MTR-Z50	2CDS272448R0578	0.25	5
60	117180	ST202MTR-Z60	2CDS272448R0588	0.25	5	
63	117227	ST202MTR-Z63	2CDS272448R0608	0.25	5	

MCBs

ST 200 MTR series Z characteristic



ST 203 MTR



ST 204 MTR

Number of Poles	Rated Current [A]	Bbn 4016779 EAN	Type Code	Order Code	Weight 1 piece Kg	Pack unit pc.
3	0,5	117265	ST203MTR-Z0,5	2CDS273448R0158	0.375	1
	1	117302	ST203MTR-Z1	2CDS273448R0218	0.375	1
	1,6	117340	ST203MTR-Z1,6	2CDS273448R0258	0.375	1
	2	120449	ST203MTR-Z2	2CDS273448R0278	0.375	1
	3	120487	ST203MTR-Z3	2CDS273448R0318	0.375	1
	4	117388	ST203MTR-Z4	2CDS273448R0338	0.375	1
	5	117425	ST203MTR-Z5	2CDS273448R0358	0.375	1
	6	117463	ST203MTR-Z6	2CDS273448R0378	0.375	1
	8	117500	ST203MTR-Z8	2CDS273448R0408	0.375	1
	10	117548	ST203MTR-Z10	2CDS273448R0428	0.375	1
	15	117609	ST203MTR-Z15	2CDS273448R0458	0.375	1
	16	117647	ST203MTR-Z16	2CDS273448R0468	0.375	1
	20	117685	ST203MTR-Z20	2CDS273448R0488	0.375	1
	25	117722	ST203MTR-Z25	2CDS273448R0518	0.375	1
	30	117760	ST203MTR-Z30	2CDS273448R0528	0.375	1
	32	117807	ST203MTR-Z32	2CDS273448R0538	0.375	1
	35	117845	ST203MTR-Z35	2CDS273448R0548	0.375	1
40	117883	ST203MTR-Z40	2CDS273448R0558	0.375	1	
50	117920	ST203MTR-Z50	2CDS273448R0578	0.375	1	
60	117968	ST203MTR-Z60	2CDS273448R0588	0.375	1	
63	118002	ST203MTR-Z63	2CDS273448R0608	0.375	1	
4	0,5	118040	ST204MTR-Z0,5	2CDS274448R0158	0.5	1
	1	118088	ST204MTR-Z1	2CDS274448R0218	0.5	1
	1,6	118125	ST204MTR-Z1,6	2CDS274448R0258	0.5	1
	2	120647	ST204MTR-Z2	2CDS274448R0278	0.5	1
	3	120685	ST204MTR-Z3	2CDS274448R0318	0.5	1
	4	118163	ST204MTR-Z4	2CDS274448R0338	0.5	1
	5	118200	ST204MTR-Z5	2CDS274448R0358	0.5	1
	6	118248	ST204MTR-Z6	2CDS274448R0378	0.5	1
	8	118286	ST204MTR-Z8	2CDS274448R0408	0.5	1
	10	118323	ST204MTR-Z10	2CDS274448R0428	0.5	1
	15	118385	ST204MTR-Z15	2CDS274448R0458	0.5	1
	16	118422	ST204MTR-Z16	2CDS274448R0468	0.5	1
	20	118460	ST204MTR-Z20	2CDS274448R0488	0.5	1
	25	118507	ST204MTR-Z25	2CDS274448R0518	0.5	1
	30	118545	ST204MTR-Z30	2CDS274448R0528	0.5	1
	32	118583	ST204MTR-Z32	2CDS274448R0538	0.5	1
	35	118620	ST204MTR-Z35	2CDS274448R0548	0.5	1
40	118668	ST204MTR-Z40	2CDS274448R0558	0.5	1	
50	118705	ST204MTR-Z50	2CDS274448R0578	0.5	1	
60	118743	ST204MTR-Z60	2CDS274448R0588	0.5	1	
63	118781	ST204MTR-Z63	2CDS274448R0608	0.5	1	

MCBs

ST 200 MTR DC series Z characteristic

ST 200 MTR (DC) series

Function: protection and control of the circuits against overloads and short-circuits; protection of big length cables AC systems; special ringtongue connection for rolling stock applications.

Standards: UL1077, rated interrupting Capacity =6 kA / DC = 10 kA

Hazard level according to NFPA-130

Category 1 - Class A/B (Body mounted) according to IEC 61373



ST 201 MTR




ST 201 MTR

Number of Poles	Rated Current [A]	Bbn 4016779 EAN	Type Code	Order Code	Weight 1 piece Kg	Pack unit pc.
1	0,5	111805	ST201MTR-Z0,5 DC	2CDS271566R0158	0.125	10
	1	111843	ST201MTR-Z1 DC	2CDS271566R0218	0.125	10
	1,6	111881	ST201MTR-Z1,6 DC	2CDS271566R0258	0.125	10
	2	119849	ST201MTR-Z2 DC	2CDS271566R0278	0.125	10
	3	119887	ST201MTR-Z3 DC	2CDS271566R0318	0.125	10
	4	111928	ST201MTR-Z4 DC	2CDS271566R0338	0.125	10
	5	111966	ST201MTR-Z5 DC	2CDS271566R0358	0.125	10
	6	112000	ST201MTR-Z6 DC	2CDS271566R0378	0.125	10
	8	112048	ST201MTR-Z8 DC	2CDS271566R0408	0.125	10
	10	112086	ST201MTR-Z10 DC	2CDS271566R0428	0.125	10
	15	112147	ST201MTR-Z15 DC	2CDS271566R0458	0.125	10
	16	112185	ST201MTR-Z16 DC	2CDS271566R0468	0.125	10
	20	112222	ST201MTR-Z20 DC	2CDS271566R0488	0.125	10
	25	112260	ST201MTR-Z25 DC	2CDS271566R0518	0.125	10
	30	112307	ST201MTR-Z30 DC	2CDS271566R0528	0.125	10
	32	112345	ST201MTR-Z32 DC	2CDS271566R0538	0.125	10
	35	112383	ST201MTR-Z35 DC	2CDS271566R0548	0.125	10
	40	112420	ST201MTR-Z40 DC	2CDS271566R0558	0.125	10
	50	112468	ST201MTR-Z50 DC	2CDS271566R0578	0.125	10
60	112505	ST201MTR-Z60 DC	2CDS271566R0588	0.125	10	
63	112543	ST201MTR-Z63 DC	2CDS271566R0608	0.125	10	
2	0,5	112581	ST202MTR-Z0,5 DC	2CDS272566R0158	0.25	5
	1	112628	ST202MTR-Z1 DC	2CDS272566R0218	0.25	5
	1,6	112666	ST202MTR-Z1,6 DC	2CDS272566R0258	0.25	5
	2	120241	ST202MTR-Z2 DC	2CDS272566R0278	0.25	5
	3	120289	ST202MTR-Z3 DC	2CDS272566R0318	0.25	5
	4	112703	ST202MTR-Z4 DC	2CDS272566R0338	0.25	5
	5	112741	ST202MTR-Z5 DC	2CDS272566R0358	0.25	5
	6	112789	ST202MTR-Z6 DC	2CDS272566R0378	0.25	5
	8	112826	ST202MTR-Z8 DC	2CDS272566R0408	0.25	5
	10	112864	ST202MTR-Z10 DC	2CDS272566R0428	0.25	5
	15	112925	ST202MTR-Z15 DC	2CDS272566R0458	0.25	5
	16	112963	ST202MTR-Z16 DC	2CDS272566R0468	0.25	5
	20	113007	ST202MTR-Z20 DC	2CDS272566R0488	0.25	5
	25	113045	ST202MTR-Z25 DC	2CDS272566R0518	0.25	5
	30	113083	ST202MTR-Z30 DC	2CDS272566R0528	0.25	5
	32	113120	ST202MTR-Z32 DC	2CDS272566R0538	0.25	5
	35	113168	ST202MTR-Z35 DC	2CDS272566R0548	0.25	5
	40	113205	ST202MTR-Z40 DC	2CDS272566R0558	0.25	5
	50	113243	ST202MTR-Z50 DC	2CDS272566R0578	0.25	5
60	113281	ST202MTR-Z60 DC	2CDS272566R0588	0.25	5	
63	113328	ST202MTR-Z63 DC	2CDS272566R0608	0.25	5	

Please consider polarity as note above the codes.

MCBs

ST 200 MTR DC series Z characteristic




ST 204 MTR

Number of Poles	Rated Current [A]	Bbn 4016779 EAN	Type Code	Order Code	Weight 1 piece Kg	Pack unit pc.
4	0,5	113366	ST204MTR-Z0,5 DC	2CDS274566R0158	0.5	1
	1	113403	ST204MTR-Z1 DC	2CDS274566R0218	0.5	1
	1,6	113441	ST204MTR-Z1,6 DC	2CDS274566R0258	0.5	1
	2	120845	ST204MTR-Z2 DC	2CDS274566R0278	0.5	1
	3	120883	ST204MTR-Z3 DC	2CDS274566R0318	0.5	1
	4	113489	ST204MTR-Z4 DC	2CDS274566R0338	0.5	1
	5	113526	ST204MTR-Z5 DC	2CDS274566R0358	0.5	1
	6	113564	ST204MTR-Z6 DC	2CDS274566R0378	0.5	1
	8	113601	ST204MTR-Z8 DC	2CDS274566R0408	0.5	1
	10	113649	ST204MTR-Z10 DC	2CDS274566R0428	0.5	1
	15	113700	ST204MTR-Z15 DC	2CDS274566R0458	0.5	1
	16	113748	ST204MTR-Z16 DC	2CDS274566R0468	0.5	1
	20	113786	ST204MTR-Z20 DC	2CDS274566R0488	0.5	1
	25	113823	ST204MTR-Z25 DC	2CDS274566R0518	0.5	1
	30	113861	ST204MTR-Z30 DC	2CDS274566R0528	0.5	1
	32	113908	ST204MTR-Z32 DC	2CDS274566R0538	0.5	1
	35	113946	ST204MTR-Z35 DC	2CDS274566R0548	0.5	1
40	113984	ST204MTR-Z40 DC	2CDS274566R0558	0.5	1	
50	114028	ST204MTR-Z50 DC	2CDS274566R0578	0.5	1	
60	114066	ST204MTR-Z60 DC	2CDS274566R0588	0.5	1	
63	114103	ST204MTR-Z63 DC	2CDS274566R0608	0.5	1	

Please consider polarity as note above the codes.

Selective Main Circuit-Breakers

S 750 DR series acc. to IEC/EN 60947-2



- High short-circuit breaking capability of 25 kA over the complete rated current range
- High energy-limiting capacity by current-limiting selectivity without any configuration
- Suitable for selective overcurrent protection in general purpose electric main distribution boards
- Suitable to disconnect and isolate electric circuits
- Voltage-independent function (no connection to neutral)
- Applicable in installations acc. to: overvoltage category I ... IV, pollution degree 1 ... 3
- For DIN rail mounting
- Isolation function according to IEC 60364-5-53
- Additional contact position indicator
RED = ON ; GREEN = OFF
- Lockable and sealable
- For operation by ordinary people

Selective main circuit-breakers (SMCB) of the S 750 DR series are circuit-breakers with particular selectivity functions based on voltage-independent operating principle. This means that they do not rely on a control circuit to make or break contact and are therefore particularly suitable for use in energy distribution-systems with maximum availability requirements. The unique working principle of “current limiting selectivity” offers new approaches for coordination of overcurrent protective devices.

Fields of application

- As main isolating device in meter boards for downstream customer’s installation
- In main distribution boards or switchgear as a selective group or back-up protection device, especially where a high degree of continuity of supply is required, e.g. for installations related to “Safety Services” (IEC 60346-5-56), “Medical Locations” (IEC 60364-7-710) etc.
- For general applications: tripping characteristic E
- For the protection of circuits where high current peaks occur (e.g. inrush currents): tripping characteristic K

Purpose

- Ensure power supply capability over a large temperature range
- Protect wires and cables in case of operational overload or short-circuit
- Additional limitation of let-through current and let-through energy in case of short-circuit tripping in final circuit and therefore less stress for the installation
- Disconnection and isolation of the system, also by ordinary people
- Special selectivity with respect to downstream circuit breakers and upstream fuses
- Ensure a high availability of the electrical power supply

SMCBs

S 750 DR series technical features



S 750 DR

		S 750 DR		
General Data	Standards	IEC/EN 60947-2		
	Poles	1P, 2P, 3P, 4P		
	Tripping characteristics	$E_{selective}$, $K_{selective}$		
	Rated current I_n	A	16...100	
	Rated frequency f	Hz	50/60	
Electrical Data acc. to IEC/ EN 60947-2	Rated operational voltage U_e	V AC	230 (1-pole), 400 (2-, 3-, 4-pole)	
	Rated breaking capacity I_{cu}	kA	25	
	Rated service breaking capacity I_{cs}	kA	12.5	
	Rated insulation voltage U_i	V	690	
	Selectivity limit current $Is1$	rated breaking capacity of downstream breaker (min.) – see selectivity tables		
	Overtoltage category	IV		
	Pollution degree	3		
	Rated impulse withstand voltage U_{imp}	kV	6	
	Impulse withstand voltage acc. to IEC 60364-5-53 (at 2000m above sea level)	kV	8	
	Impulse withstand test voltage (1.2/50 μ s)	kV	9.8	
	Isolation function acc. to IEC 60364-5-53	yes		
	Dielectric test voltage (50/60 Hz, 1 min.)	kV	2 (50/60 Hz, 1 min.)	
	Mechanical Data	Contact position indication	via toggle (I-ON / O-OFF), via trip indicator (red-ON / green-OFF)	
IP protection degree acc. to IEC/EN 60529		IP40 (when protected by cabinet cover)		
Shock resistance acc. to IEC / EN 60068-2-27		25 g, min. 3 shocks, duration 13 ms		
Vibration resistance acc. to IEC/EN 60068-2-6		2 g, 20 cycles 5...150...5 Hz		
Environmental conditions (damp heat cyclic) acc. to IEC/EN 60068-2-30		$^{\circ}$ C/ RH	28 cycles: 55 / 90...96 – 25 / 95...100	
Ambient temperature		$^{\circ}$ C	-25 ... +55	
Storage temperature		$^{\circ}$ C	-40 ... +70	
Installation	Wire connection (Top)	frame terminal to connect solid and rigid stranded conductors incl. flexible conductors 2.5...50 mm ²		
	Wire connection (Bottom)	frame terminal to connect solid and rigid stranded conductors incl. flexible conductors 2.5...50 mm ²		
	Max. torque	Nm	2.5 ... 3	
	Recommended Screwdriver	slotted: 1 x 5.5, Pozidrive: PZ 2		
	Mounting	DIN rail 35 mm acc. to EN 60715		
	Locking	integrated blocking device, additional locking by 3 mm padlock, 1mm seal wire or cabel binder		
	Mounting position	any		
Dimensions and weight	Supply	any		
	Pole dimensions (H x D x W)	mm	see drawings	
	Pole weight	g	see order tables	
Accessories	3 mm padlock			
	auxiliary contact S750DR-aux			
	40mm busbar adapter S750DR-QA			

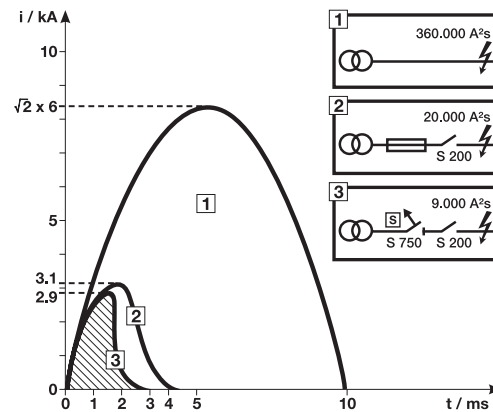
Short-circuit selectivity

Selective Main Circuit-Breaker series S 750 DR

Energy limitation

S 750 DR selective main circuit breakers operate in such a way that they support cascaded downstream mcbs when a short-circuit occurs. Its energy-limiting features preserve the installation and reduce harmful repercussions on the network of the operator to a minimum.

Independent of current rating of S 750 DR, short-circuit selectivity of up to 10,000 A or even higher is available for the downstream miniature circuit-breakers.



Back-up protection

Main circuit breakers of the S 750 DR series are capable of switching off short-circuit currents of up to 25 kA automatically in networks with a rated voltage of 230 / 400 V. Back-up protection is only

necessary if the prospective short-circuit current may exceed 25 kA prosp. at the installation point. Further information on back-up protection is available on request.

SMCBs

S 750 DR series - selective main circuit-breakers, E_{selective} characteristic

S 750 series DR

Selective main circuit-breakers of the S 750 DR series are SMCBs based on DIN VDE 0641-21 with voltage-independent operating principle. This means that they do not rely on a control circuit to make or break contact (SHU) and are therefore particularly suitable for use in energy distribution systems with maximum availability requirements. They offer total selectivity to downstream MCBs and outstanding selectivity to upstream protective devices due to unique current limiting selectivity.



S 751 DR



S 752 DR



S 753 DR



S 754 DR

Number of poles	Rated current In A	Bbn 4016779 EAN	Order details		Price 1 piece	Weight 1 piece kg	Pack unit pc.
			Type code	Order code			
1	16	878968	S751DR-E16	2CDH781010R0162		0.35	3
	20	878975	S751DR-E20	2CDH781010R0202		0.35	3
	25	878982	S751DR-E25	2CDH781010R0252		0.35	3
	32	878999	S751DR-E32	2CDH781010R0322		0.35	3
	40	879019	S751DR-E40	2CDH781010R0402		0.35	3
	50	879026	S751DR-E50	2CDH781010R0502		0.35	3
	63	879033	S751DR-E63	2CDH781010R0632		0.35	3
	80	879040	S751DR-E80	2CDH781010R0802		0.40	3
	100	879057	S751DR-E100	2CDH781010R0822		0.40	3
2	16	879361	S752DR-E16	2CDH782010R0162		0.70	2
	20	879378	S752DR-E20	2CDH782010R0202		0.70	2
	25	879385	S752DR-E25	2CDH782010R0252		0.70	2
	32	879392	S752DR-E32	2CDH782010R0322		0.70	2
	40	879415	S752DR-E40	2CDH782010R0402		0.70	2
	50	879422	S752DR-E50	2CDH782010R0502		0.70	2
	63	879439	S752DR-E63	2CDH782010R0632		0.70	2
	80	879446	S752DR-E80	2CDH782010R0802		0.75	2
	100	879453	S752DR-E100	2CDH782010R0822		0.75	2
3	16	879569	S753DR-E16	2CDH783010R0162		1.05	1
	20	879576	S753DR-E20	2CDH783010R0202		1.05	1
	25	879583	S753DR-E25	2CDH783010R0252		1.05	1
	32	879590	S753DR-E32	2CDH783010R0322		1.05	1
	40	879613	S753DR-E40	2CDH783010R0402		1.05	1
	50	879620	S753DR-E50	2CDH783010R0502		1.05	1
	63	879637	S753DR-E63	2CDH783010R0632		1.05	1
	80	879644	S753DR-E80	2CDH783010R0802		1.10	1
	100	879651	S753DR-E100	2CDH783010R0822		1.10	1
4	16	879767	S754DR-E16	2CDH784010R0162		1.40	1
	20	879774	S754DR-E20	2CDH784010R0202		1.40	1
	25	879781	S754DR-E25	2CDH784010R0252		1.40	1
	32	879798	S754DR-E32	2CDH784010R0322		1.40	1
	40	879811	S754DR-E40	2CDH784010R0402		1.40	1
	50	879828	S754DR-E50	2CDH784010R0502		1.40	1
	63	879835	S754DR-E63	2CDH784010R0632		1.40	1
	80	879842	S754DR-E80	2CDH784010R0802		1.45	1
	100	879859	S754DR-E100	2CDH784010R0822		1.45	1

Due to the lack of international product standards for SMCB, S750DR products as given in this catalogue are certified according to IEC/EN 60947-2. If requested, S750 (for 40mm busbar systems) and S750DR (for DIN rail mounting) are also available with a certification based on a German SMCB standard. Please contact your ABB office for further information.

SMCBs

S 750 DR series - selective main circuit-breakers, $K_{selective}$ characteristic




S 751 DR



S 752 DR



S 753 DR



S 754 DR

Number of poles	Rated current In A	Bbn 4016779 EAN	Order details		Price 1 piece	Weight 1 piece kg	Pack unit pc.
			Type code	Order code			
1	16	879064	S751DR-K16	2CDH781010R0467	0.35	3	
	20	879071	S751DR-K20	2CDH781010R0487	0.35	3	
	25	879088	S751DR-K25	2CDH781010R0517	0.35	3	
	32	879095	S751DR-K32	2CDH781010R0537	0.35	3	
	40	879118	S751DR-K40	2CDH781010R0557	0.35	3	
	50	879125	S751DR-K50	2CDH781010R0577	0.35	3	
	63	879132	S751DR-K63	2CDH781010R0607	0.35	3	
	80	879149	S751DR-K80	2CDH781010R0627	0.40	3	
	100	879156	S751DR-K100	2CDH781010R0637	0.40	3	
2	16	879460	S752DR-K16	2CDH782010R0467	0.70	2	
	20	879477	S752DR-K20	2CDH782010R0487	0.70	2	
	25	879484	S752DR-K25	2CDH782010R0517	0.70	2	
	32	879491	S752DR-K32	2CDH782010R0537	0.70	2	
	40	879514	S752DR-K40	2CDH782010R0557	0.70	2	
	50	879521	S752DR-K50	2CDH782010R0577	0.70	2	
	63	879538	S752DR-K63	2CDH782010R0607	0.70	2	
	80	879545	S752DR-K80	2CDH782010R0627	0.75	2	
	100	879552	S752DR-K100	2CDH782010R0637	0.75	2	
3	16	879668	S753DR-K16	2CDH783010R0467	1.05	1	
	20	879675	S753DR-K20	2CDH783010R0487	1.05	1	
	25	879682	S753DR-K25	2CDH783010R0517	1.05	1	
	32	879699	S753DR-K32	2CDH783010R0537	1.05	1	
	40	879712	S753DR-K40	2CDH783010R0557	1.05	1	
	50	879729	S753DR-K50	2CDH783010R0577	1.05	1	
	63	879736	S753DR-K63	2CDH783010R0607	1.05	1	
	80	879743	S753DR-K80	2CDH783010R0627	1.10	1	
	100	879750	S753DR-K100	2CDH783010R0637	1.10	1	
4	16	879866	S754DR-K16	2CDH784010R0467	1.40	1	
	20	879873	S754DR-K20	2CDH784010R0487	1.40	1	
	25	879880	S754DR-K25	2CDH784010R0517	1.40	1	
	32	879897	S754DR-K32	2CDH784010R0537	1.40	1	
	40	879910	S754DR-K40	2CDH784010R0557	1.40	1	
	50	879927	S754DR-K50	2CDH784010R0577	1.40	1	
	63	879934	S754DR-K63	2CDH784010R0607	1.40	1	
	80	879941	S754DR-K80	2CDH784010R0627	1.45	1	
	100	879958	S754DR-K100	2CDH784010R0637	1.45	1	



High Performance MCB S800

Incomparable performances to meet the highest demand

Product marking

Clear and easy identification of product name and relevant characteristics

Interchangeable terminals

Possibility of having failsafe cage or ringlug terminal connections

QR code

Quick access to product main details and relevant documentation

Suitable for upgrading your applications

Compatible with a wide range of accessories

Toggle position indication (TPI)

Clear identification of the moving contact (ON-OFF-TRIP)

Contact position indication (CPI)

Clear visualization of the device status




ABB
S801P
C125
240/415V~50KA






1
2
I
O
TRIP

Q053
Cu Only
In=125A

IEC 60947-2
50/60 Hz
Category A
ULmp 6kV
30 Vp 6kV
240V
3.5 kV
10mm
FZZZZZ
Made in Switzerland

ABB Schweiz AG, F. Umst. Nr. 150, CH-8200 Schaffhausen



Housing materials

The S800 range was designed with specific materials for traction. Classified with an Hazard level R26/HL3 according to EN45545-2. Plastic materials are also compliant to fire and smoke according to EN45545-2.

Shock and vibration resistance

In addition to the high-quality standards and flammability requirements, rail applications also require vibration and shock resistance compliance. The S800 range has been positively tested according to IEC 61373 for Rolling stock equipment – Shock and vibration tests: Category 1 / Class B.

Play it safe: display the operational state

The mechanical drive of the S800 is equipped with a trip-free release. The trip position display reliably indicates the exact position of the moving contact. The trip position provides additional trip detection allowing for easy identification of the reason for the cut-off. The switch lever moves to the middle position in case of thermal or magnetic tripping.



Cage and ringlug terminals

The S800 counts with interchangeable terminal adapter for wires, cables and rigid conductors, which guarantees a high level of flexibility and comfort. Fast and safe connection of the conductors is ensured by the integrated “onboard terminal shutter” that prevents incorrect underclamping of the connections.

Reliability at high performance

The S800 product series guarantees a complete safe electrical isolation of the circuit in compliance to IEC 60947-2.

Wide range of accessories

The S800 range is compatible with a wide range of accessories that extend the functions of the MCB. Functioning not only as a protection device, but also for remote control and monitoring of the installation. The range of accessories include auxiliary contacts, aux/signal contacts, remote switching unit, short circuit limiter, shunt operation releases, undervoltage releases, RCD block and busbars.

MCBs

S800P series technical features



S800P

		S800P	
Performance	Tripping characteristics	B, C, D, K	
	Standards	IEC/EN 60947-2	
	Poles	1, 2, 3, 4	
	Rated current I _n	80 ... 125 A	
	Rated frequency f	50/60 Hz	
	Rated insulation voltage U _i acc. to IEC/EN 60664-1 (V)	AC 690 V	
	Rated impulse withstand voltage U _{imp} . (1.2/50 μs)	6 kV	
	Overvoltage category	III	
	Pollution degree	3	
	Suitability for isolation	Yes	
Data acc. to IEC/EN 60947-2	Rated operational voltage U _e	AC 400/690 V DC 125 V (1-pole) DC 250 V (2-pole) DC 375 V (3-pole) DC 500 V (4-pole)	
	Min. operating voltage	AC 12 V	
	Rated ultimate short-circuit capacity I _{cu}	AC 240/415 V = 50 kA AC 254/440 V = 30 kA AC 289/500 V = 15 kA (80 A) AC 289/500 V = 10 kA (100...125 A) AC 400/690 V = 6 kA (80 A) AC 400/690 V = 4.5 kA (100...125 A) DC 125 V (1-pole) = 30 kA DC 250 V (2-pole) = 30 kA DC 375 V (3-pole) = 30 kA DC 500 V (4-pole) = 30 kA	
	Rated service short-circuit capacity I _{cs}	AC 240/415 V = 40 kA	
	Reference temperature for tripping characteristics	30°C (Char. B, C, D) 40°C (Char. K)	
	Electrical and Mechanical Endurance	80...100 A: 6000 electrical ops / 10000 mechanical ops 125 A: 4000 electrical ops / 8000 mechanical ops	
	Data acc. to IEC/EN 60898-1	Rated short-circuit capacity I _{cn}	Char. B, C, D: AC 230/400 V = 25 kA (80 A) AC 230/400 V = 15 kA (100...125 A)
		Data acc. to UL 1077/ C22.2 No 235, Supplementary Protector	Alternating current: int. cap.
	2P, 3P, 4P AC 240 V = 20 kA (80...100A) AC 277 V = 10 kA (80...100A)		
	Direct current: int. cap.		DC 125 V (1P) = 10 kA (80...100A)
DC 250 V (2P) = 10 kA (80...100A)			
DC 375 V (3P) = 10 kA (80...100A)			
DC 500 V (4P) = 10 kA (80...100A)			

MCBs

S800S series technical features

		S800S	S803S-KM	S800S-UC
General Data				
Tripping characteristics		B, C, D, K,	KM	UCB, UCK
Standards		IEC/EN 60947-2, EN 60898-1, UL 1077	IEC/EN 60947-2	IEC/EN 60947-2
Poles		1 ... 4	3	1 ... 4
Rated current I_e	A	0.5 ... 63	10 ... 80	0.5 ... 125
Rated frequency f	Hz	50/60	50/60	50/60
Rated insulation voltage U_i acc. to IEC/EN 60664-1	V	AC 690	AC 690	DC 1500
Rated impulse withstand voltage U_{imp} (1.2/50 μ s)	kV	8	8	8
Overvoltage category		IV	IV	III
Pollution degree		3	3	2
Suitability for isolation		yes	yes	yes
Data acc. to IEC/EN 60898-1				
Rated operational voltage U_e	V	AC 230/400	-	-
Min. operating voltage	V	AC 12	-	-
Rated short-circuit capacity I_{cs}	kA	Char. B, C, D: 230/400V (10 ... 63A) = 25 kA	-	-
Reference temperature for tripping characteristics	°C	30°C (Char. B, C, D)		
Electrical and Mechanical Endurance	ops	10...32 A: 10000 electrical / 10000 mechanical 40...63 A: 6000 electrical / 10000 mechanical	-	-
Service short-circuit capacity I_{cs}	kA	Char. B, C, D: 230/400V (10 ... 63A) = 12.5 kA	-	-
Data acc. to IEC/EN 60947-2				
Rated operational voltage U_e	V	AC 400/690 DC 125 (1-pole) DC 250 (2-pole) DC 375 (3-pole) DC 500 (4-pole)	AC 690	DC 250 (1-pole) DC 500 (2-pole) DC 750 (3-pole) DC 750 (4-pole) (63 ... 125A) DC 1000 (4-pole) (up to 50A)
Min. operating voltage	V	AC 12	AC 12	-
Rated ultimate short-circuit capacity I_{cu}	kA	AC 240/415 V = 50 kA AC 254/440 V = 30 kA AC 289/500 V = 15 kA AC 400/690 V = 6 kA DC 125V (1-pole) = 30 kA DC 250V (2-pole) = 30 kA DC 375V (3-pole) = 30 kA DC 500V (4-pole) = 30 kA	AC 240/415V = 50 kA AC 254/440V = 30 kA AC 400/690V = 6 kA DC 375V = 30 kA	DC 250 V (1-pole) = 50 kA DC 500 V (2-pole) = 50 kA DC 750 V (3-pole) = 50 kA DC 750 V (4-pole) (63...125A) = 50 kA DC 1000V (4-pole)(up to 50A) = 50 kA
Rated service short-circuit capacity I_{cs}	kA	AC 240/415 V = 40 kA AC 254/440 V = 22.5 kA AC 289/500 V = 11 kA AC 400/690 V = 4 kA DC 125V (1-pole) = 30 kA DC 250V (2-pole) = 30 kA DC 375V (3-pole) = 30 kA DC 500V (4-pole) = 30 kA	DC 375V = 30 kA	DC 250 V (1-pole): 50 kA for $I_e < 125A$; 20kA $I_e = 125A$ DC 500 V (2-pole): 50 kA for $I_e < 125A$; 20kA $I_e = 125A$ DC 750 V (3-pole): 50 kA for $I_e < 125A$; 20kA $I_e = 125A$ DC 750 V (4-pole): 50 kA for $I_e = (63...100A)$; 20kA $I_e = 125A$ DC 1000V (4-pole) (up to $I_e = 50A$): 50 kA
Reference temperature for tripping characteristics	°C	B, C, D: 30°C K: 40°C	only magnetic release	UCB: 30°C UCK: 40°C
Electrical and Mechanical Endurance	ops.	0.5...32 A: 10000 electrical / 10000 mechanical 40...63 A: 6000 electrical / 10000 mechanical	10 ... 32A: 10000 electrical/ 10000 mechanical 40 ... 80 A: 6000 electrical/ 4000 mechanical	0.5...100 A: 1500 electrical / 10000 mechanical 125 A: 1000 electrical / 8000 mechanical

MCBs

S800S series technical features

		S800S / S803S-KM / S800S-UC								
Data acc. to UL 1077/ C22.2 No 235, Supplementary Protector										
Alternating current:		1								
int. cap.		240: 30 (0.5...63A) 277: 14 (0.5...63A) 347: 6 (0.5...63A)								
		2,3,4 240: 30 (0.5...63A) 480 Y/277: 14 (0.5...63A) 600 Y/347: 6 (0.5...63A)								
Mechanical Data										
Housing		Material group I, RAL 7035								
Toggle		black, lockable								
Classification for the component requirement / hazard level acc. to EN45545-2		R26 / HL23								
Protection degree acc. to EN 60529		IP20; IP40 (actuating end only)								
Shock & Vibration Resistance acc. to IEC 61373		5g / 30ms, Cat 1 / Class B								
Shock resistance acc. to IEC/EN 60068-2-27		5g / 30ms, Test Ea								
Vibration resistance acc. to IEC/EN 60068-2-6		5 - 13.2Hz / 1 mm 13.2 - 100Hz / 0.7g with load 80% x I _e , Test Fc								
Environmental conditions (damp heat) acc. to IEC/EN 60068-2-30	°C/RH	2 cycles: 12h 55°C @98% rh; 12h 25°C @93% rh								
Environmental condition (dry heat) acc. to IEC/EN 60068-2-2	°C/RH	16 hours 70°C								
Environmental condition (low temp) acc. to IEC/EN 60068-2-1	°C/RH	16 hours -40°C								
Ambient temperature	°C	-25 ... +60								
Storage temperature	°C	-40 ... +70								
Installation										
Terminal		Failsafe cage or ringlug terminal								
Connections (top/bottom) – C _u only	mm ²	1 ... 50 flexible 1 ... 70 solid (rigid or stranded)								
	AWG	10 - 30 A: 14 AWG – 2 AWG								
	(S800S only)	40 - 63 A: 14 AWG – 2 AWG								
Tightening torque	Nm	3.5								
	in-lbs.	31								
Screwdriver		POZI 2								
Mounting		EN 60715								
Mounting position		any								
Supply		any								
Dimensions and weight										
Pole dimensions (H x L x W)	mm	95 x 82.5 x 27								
Pole weight	g	ca. 240								
	S800-AUX	S800-AUX/ALT	S800-RSU-H	S800W-RSU	S800S-SCL-SR	S800W-SCL-SR	S800HV-SCL-SR	S800-SOR	S800-UVR	DDA800
Combination with aux. Elements	yes	yes	yes	yes	yes	yes	no	yes	yes	yes

MCBs

S800N series technical features

S800N		
General Data		
Tripping characteristics		B, C, D
Standards		IEC/EN 60947-2, EN 60898-1
Poles		1 ... 4
Rated current I_n	A	6 ... 63
Rated frequency f	Hz	50/60
Rated insulation voltage U_i acc. to IEC/EN 60664-1	V	AC 690
Rated impulse withstand voltage U_{imp} (1.2/50 μ s)	kV	8
Overvoltage category		IV
Pollution degree		3
Suitability for isolation		yes
Data acc. to IEC/EN 60898-1		
Rated operational voltage U_e	V	AC 230/400
Min. operating voltage	V	AC 12
Rated short-circuit capacity I_{cn}	kA	AC 230/400V (10 ... 63A) = 20kA
Reference temperature for tripping characteristics	°C	30°C (Char. B, C, D)
Electrical and Mechanical Endurance	ops	10...32 A: 10000 electrical / 10000 mechanical 40...63 A: 6000 electrical / 10000 mechanical
Service short-circuit capacity I_{cs}	kA	230/400V (10 ... 63A) = 10kA
Data acc. to IEC/EN 60947-2		
Rated operational voltage U_e	V	AC 400/690 DC 125 (1-pole) DC 250 (2-pole) DC 375 (3-pole) DC 500 (4-pole)
Min. operating voltage	V	AC 12
Rated ultimate short-circuit capacity I_{cu}	kA	AC 240/415 V = 36 kA AC 254/440 V = 20 kA AC 289/500 V = 10 kA AC 400/690 V = 4.5 kA DC 125 V (1-pole) = 20 kA DC 250 V (2-pole) = 20 kA DC 375 V (3-pole) = 20 kA DC 500 V (4-pole) = 20 kA
Rated service short-circuit capacity I_{cs}	kA	AC 240/415 V = 30 kA AC 254/440 V = 15 kA AC 289/500 V = 8 kA AC 400/690 V = 3 kA DC 125 V (1-pole) = 20 kA DC 250 V (2-pole) = 20 kA DC 375 V (3-pole) = 20 kA DC 500 V (4-pole) = 20 kA
Reference temperature for tripping characteristics	°C	30°C
Electrical and Mechanical Endurance	ops.	6 ... 32 A: 10000 electrical/10000 mechanical 40 ... 63 A: 6000 electrical/10000 mechanical
Mechanical Data		
Housing		Material group I, RAL 7035
Toggle		black, lockable
Classification for the component requirement / hazard level acc. to EN45545-2		R26 / HL3
Protection degree acc. to EN 60529		IP20; IP40 (actuating end only)
Shock & Vibration Resistance acc. to IEC 61373		5g / 30ms, Cat 1 / Class B
Shock resistance acc. to IEC/EN 60068-2-27		5g / 30ms, Test Ea
Vibration resistance acc. to IEC/EN 60068-2-6		5 - 13.2Hz / 1 mm 13.2 - 100Hz / 0.7g with load 80% x I_n , Test Fc
Environmental conditions (damp heat) acc. to IEC/EN 60068-2-30	°C/RH	2 cycles: 12h 55°C @98% rh; 12h 25°C @93% rh
Environmental condition (dry heat) acc. to IEC/EN 60068-2-2	°C/RH	16 hours 70°C
Environmental condition (low temp) acc. to IEC/EN 60068-2-1	°C/RH	16 hours -40°C
Ambient temperature	°C	- 25 ... +60
Storage temperature	°C	- 40 ... +70

MCBs

S800N series technical features

S800N										
Installation										
Terminal	Failsafe cage or ringlug terminal									
Connections (top/bottom) – C _u only	mm ²	1 ... 50 flexible 1 ... 70 solid (rigid or stranded)								
Tightening torque	Nm	3.5								
	in-lbs.	31								
Screwdriver	POZI 2									
Mounting	EN 60715									
Mounting position	any									
Supply	any									
Dimensions and weight										
Pole dimensions (H x L x W)	mm	95 x 82.5 x 27								
Pole weight	g	ca. 240								
	S800-AUX	S800-AUX/ALT	S800-RSU-H	S800W-RSU	S800S-SCL-SR	S800W-SCL-SR	S800HV-SCL-SR	S800-SOR	S800-UVR	DDA800
Combination with aux. Elements	yes	yes	yes	yes	yes	yes	no	yes	yes	yes

MCBs

S800C series technical features

		S800C
General Data		
Tripping characteristics		B, C, D, K
Standards		IEC/EN 60947-2, EN 60898-1, UL 1077
Poles		1 ... 4
Rated current I_n	A	10 ... 63
Rated frequency f	Hz	50/60
Rated insulation voltage U_i acc. to IEC/EN 60664-1	V	AC 500
Rated impulse withstand voltage U_{imp} (1.2/50µs)	kV	8
Overvoltage category		IV
Pollution degree		3
Suitability for isolation		yes
Data acc. to IEC/EN 60898-1		
Rated operational voltage U_e	V	AC 230/400
Min. operating voltage	V	AC 12
Rated short-circuit capacity I_{cn}	kA	15kA
Reference temperature for tripping characteristics	°C	30°C (Char. B, C, D)
Electrical and Mechanical Endurance	ops	10 ... 32 A: 10000 electrical/10000 mechanical 40 ... 63 A: 6000 electrical/10000 mechanical
Service short-circuit capacity I_{cs}	kA	Char. B, C, D: 230/400V = 7.5 kA
Data acc. to IEC/EN 60947-2		
Rated operational voltage U_e	V	AC 240/415 DC 125 (1-pole) DC 250 (2-pole) DC 375 (3-pole) DC 500 (4-pole)
Min. operating voltage	V	AC 12
Rated ultimate short-circuit capacity I_{cu}	kA	AC 240/415V = 25 kA AC 254/440V = 15 kA DC 125V (1-pole) = 10 kA DC 250V (2-pole) = 10 kA DC 375V (3-pole) = 10 kA DC 500V (4-pole) = 10 kA
Rated service short-circuit capacity I_{cs}	kA	AC 240/415V = 25kA AC 254/440V = 10kA DC 125V (1-pole) = 10kA DC 250V (2-pole) = 10kA DC 375V (3-pole) = 10kA DC 500V (4-pole) = 10kA
Reference temperature for tripping characteristics	°C	B, C, D: 30 °C K: 40 °C
Electrical and Mechanical Endurance	ops.	6 ... 32 A: 10000 electrical/10000 mechanical 40 ... 63 A: 6000 electrical/10000 mechanical
Mechanical Data		
Housing		Material group I, RAL 7035
Toggle		black, lockable
Classification for the component requirement / hazard level acc. to EN45545-2		R26 / HL3
Protection degree acc. to EN 60529		IP20; IP40 (actuating end only)
Shock & Vibration Resistance acc. to IEC 61373		5g / 30ms, Cat 1 / Class B
Shock resistance acc. to IEC/EN 60068-2-27		5g / 30ms, Test Ea
Vibration resistance acc. to IEC/EN 60068-2-6		5 - 13.2Hz / 1 mm 13.2 - 100Hz / 0.7g with load 80% x I_n , Test Fc
Environmental conditions (damp heat) acc. to IEC/EN 60068-2-30	°C/RH	2 cycles: 12h 55°C @98% rh; 12h 25°C @93% rh
Environmental condition (dry heat) acc. to IEC/EN 60068-2-2	°C/RH	16 hours 70°C
Environmental condition (low temp) acc. to IEC/EN 60068-2-1		16 hours -40°C
Ambient temperature	°C	-25 ... +60
Storage temperature	°C	-40 ... +70
Data acc. to UL 1077/ C22.2 No 235, Supplementary Protector		
Alternating current: int. cap.		1P AC 240 = 20 kA AC 277 = 10 kA 2P, 3P, 4P AC 240 V = 20 kA AC 277 V = 10 kA
Direct current: int. cap.		DC 125 V (1P) = 10 kA DC 250 V (2P) = 10 kA DC 375 V (3P) = 10 kA DC 500 V (4P) = 10 kA

MCBs

S800C series technical features

S800C										
Installation										
Terminal	Failsafe cage or ringlug terminal									
Connections (top/bottom) – C _u only	mm ²	1 ... 50 flexible								
	AWG	1 ... 70 solid (rigid or stranded)								
		10 - 30 A: 14 AWG – 2 AWG								
		40 - 63 A: 14 AWG – 2 AWG								
Tightening torque	Nm	3.5								
	in-lbs.	31								
Screwdriver	POZI 2									
Mounting	EN 60715									
Mounting position	any									
Supply	any									
Dimensions and weight										
Pole dimensions (H x L x W)	mm	95 x 82.5 x 27								
Pole weight	g	ca. 240								
	S800-AUX	S800-AUX/ALT	S800-RSU-H	S800W-RSU	S800S-SCL-SR	S800W-SCL-SR	S800HV-SCL-SR	S800-SOR	S800-UVR	DDA800
Combination with aux. Elements	yes	yes	yes	yes	yes	yes	no	yes	yes	yes

MCBs

S800B series technical features

S800B										
General Data										
Tripping characteristics		B, C, D, K								
Standards		IEC/EN 60947-2, EN 60898-1								
Poles		1 ... 4								
Rated current I_n	A	32 ... 63								
Rated frequency f	Hz	50/60								
Rated insulation voltage U_i acc. to IEC/EN 60664-1	V	AC 500								
Rated impulse withstand voltage U_{imp} (1.2/50 μ s)	kV	6								
Overvoltage category		III								
Pollution degree		3								
Suitability for isolation		yes								
Data acc. to IEC/EN 60898-1										
Rated operational voltage U_e	V	AC 230/400								
Min. operating voltage	V	AC 12								
Rated short-circuit capacity I_{cn}	kA	AC 230/400 = 10 kA								
Reference temperature for tripping characteristics	°C	B, C, D: 30°C								
Electrical and Mechanical Endurance	ops.	4000								
Service short-circuit capacity I_{cs}	kA	AC 230/400V = 7.5 kA								
Data acc. to IEC/EN 60947-2										
Rated operational voltage U_e	V	AC 230/400								
Min. operating voltage	V	AC 12								
Rated ultimate short-circuit capacity I_{cu}	kA	AC 230/400 V = 16 kA DC 75 V (1-pole) = 10 kA DC 150 V (2-pole) = 10 kA DC 225 V (3-pole) = 10 kA DC 300 V (4-pole) = 10 kA								
Rated service short-circuit capacity I_{cs}	kA	10 kA								
Reference temperature for tripping characteristics	°C	B, C, D: 30°C K: 40 °C								
Electrical and Mechanical Endurance	ops.	32...63 A: 1500 electrical / 10000 mechanical								
Mechanical Data										
Housing		Material group I, RAL 7035								
Toggle		black, lockable								
Protection degree acc. to EN 60529		IP20; IP40 (actuating end only)								
Shock resistance acc. to IEC/EN 60068-2-27		5g / 30ms, Test Ea								
Shock resistance acc. to IEC/EN 61373		5g / 30ms, Cat 1 / Class B								
Vibration resistance acc. to IEC/EN 60068-2-6		5 - 13.2Hz / 1 mm 13.2 - 100Hz / 0.7g with load 80% x I_n , Test Fc								
Environmental conditions (damp heat) acc. to IEC/EN 60068-2-30	°C/RH	2 cycles: 12h 55°C @98% rh; 12h 25°C @93% rh								
Environmental condition (dry heat) acc. to IEC/EN 60068-2-2	°C/RH	16 hours 70°C								
Environmental condition (low temp) acc. to IEC/EN 60068-2-1		16 hours -40°C								
Ambient temperature	°C	-25... +60								
Storage temperature	°C	-40... +70								
Installation										
Terminal		Failsafe cage or ringlug terminal								
Connections (top/bottom) – C_0 only	mm ²	1 ... 50 flexible 1 ... 70 solid (rigid or stranded)								
Tightening torque	Nm	3.5								
	in-lbs.	31								
Screwdriver		POZI 2								
Mounting		EN 60715								
Mounting position		any								
Supply		any								
Dimensions and weight										
Pole dimensions (H x L x W)	mm	95 x 82.5 x 27								
Pole weight	g	ca. 240								
	S800-AUX	S800-AUX/ALT	S800-RSU-H	S800W-RSU	S800S-SCL-SR	S800W-SCL-SR	S800HV-SCL-SR	S800-SOR	S800-UVR	DDA800
Combination with aux. Elements	yes	yes	yes	yes	no	no	no	yes	yes	yes

MCBs

S800HV series technical features

		S800HV								
General Data										
Tripping characteristics		C, K								
Standards		IEC/EN 60947-2, UL 1077								
Poles		1 ... 3								
Rated current I_n	A	0.5 ... 125								
Rated frequency f	Hz	50/60								
Rated Insulation Voltage U_i acc. to IEC/EN 60664-1	V	AC 1000								
Rated Impulse Withstand Voltage $U_{imp.}$ (1.2/50 μ s)	kV	8								
Overvoltage category		III								
Pollution degree		2								
Suitability for isolation		yes								
Data acc. to IEC/EN 60947-2										
Rated operational voltage U_e	V	AC 580/1000								
Min. operating voltage	V	AC 12								
Rated operational current I_n	A	0.5 ... 125								
Rated ultimate short-circuit capacity I_{cu}	kA	1.5 (0.5...5 A) 4 (6 ... 63 A) 3 (80 ... 125 A)								
Rated service short-circuit capacity I_{cs}	kA	1.5 (0.5 ... 5 A) 2.5 (6 ... 63 A) 2 (80 ... 125 A)								
Reference temperature for tripping characteristics	°C	40 °C								
Electrical and Mechanical Endurance	ops.	0.5 ... 100 A: 1500 electrical/10000 mechanical 125 A: 1000 electrical/8000 mechanical								
Data according to UL 1077/ C22.2 No 235, Supplementary Protector										
Alternating current		600 Y/347: 15 (3P, 10...32A)*								
Mechanical Data										
Housing		Material group I, RAL 7035								
Toggle		black, lockable								
Protection degree acc. to EN 60529		IP20; IP40 (actuating end only)								
Classification acc. To NF F 126-101, NF F 16-102		I3, F2								
Shock resistance acc. to IEC/EN 61373		5g / 30ms, Cat 1 / Class B								
Shock resistance acc. to IEC/EN 60068-2-27		5g / 30ms, Test Ea								
Vibration resistance acc. to IEC/EN 60068-2-6		5 - 13.2Hz /1 mm 13.2 - 100Hz / 0.7g with load 80% x I_n , Test Fc								
Environmental conditions (damp heat) acc. to IEC/EN 60068-2-30	°C/RH	2 cycles: 12h 55°C @98% rh; 12h 25°C @93% rh								
Environmental condition (dry heat) acc. to IEC/EN 60068-2-2	°C/RH	16 hours 70°C								
Environmental condition (low temp) acc. to IEC/EN 60068-2-1	°C/RH	16 hours -40°C								
Ambient temperature	°C	-25 ... +60								
Storage temperature	°C	-40 ... +70								
Installation										
Terminal		Failsafe cage terminal								
Connections (top/bottom) - C_u only	mm ²	1 ... 50 flexible 1 ... 70 solid (rigid or stranded)								
Tightening torque	Nm	3.5								
Screwdriver		POZI 2								
Mounting		EN 60715								
Mounting position		any								
Supply		any								
Dimensions and weight										
Pole dimensions (H x L x W)	mm	142 x 82.5 x 27								
Pole weight	kg	0.27								
	S800-AUX	S800-AUX/ALT	S800-RSU-H	S800W-RSU	S800S-SCL-SR	S800W-SCL-SR	S800HV-SCL-SR	S800-SOR	S800-UVR	DDA800
Combination with aux. Elements	yes	yes	yes	yes	no	no	yes	yes	yes	no

* 3P, 10 ... 32 A - only valid with XT2L 125 TMF 35-400

High performance MCBs

S800P series, B characteristic

S800P - B Characteristic

Function: protection and control of the circuits against overloads and short-circuits when a high breaking capacity is required; protection for people and big length cables in TN and IT systems; very useful when selectivity is needed vs an MCCB or back-up vs other MCBs wired downstream.

Applications: commercial and industrial.

Standard: IEC/EN 60947-2

Icu=50kA



S800P

Number of poles	Rated current [A]	Bbn 7612271 EAN	Order details		Weight [kg]	Pack. unit
			Type Code	Order code		
1	80	516833	S801P-B80	2CCG001214R0001	0.245	1
	100	516840	S801P-B100	2CCG001215R0001	0.245	1
	125	516857	S801P-B125	2CCG001216R0001	0.245	1
2	80	516864	S802P-B80	2CCG001217R0001	0.490	1
	100	516871	S802P-B100	2CCG001218R0001	0.490	1
	125	516888	S802P-B125	2CCG001219R0001	0.515	1
3	80	516895	S803P-B80	2CCG001220R0001	0.740	1
	100	516901	S803P-B100	2CCG001221R0001	0.740	1
	125	516918	S803P-B125	2CCG001222R0001	0.765	1
4	80	516925	S804P-B80	2CCG001223R0001	0.980	1
	100	516932	S804P-B100	2CCG001224R0001	0.980	1
	125	516949	S804P-B125	2CCG001225R0001	1.005	1

S800P - B Characteristic with ringlug terminal connection

Function: protection and control of the circuits against overloads and short-circuits when a high breaking capacity is required; protection for people and big length cables in TN and IT systems; very useful when selectivity is needed vs an MCCB or back-up vs other MCBs wired downstream.

Applications: commercial and industrial.

Standard: IEC/EN 60947-2

Icu=50kA



S800P

Number of poles	Rated current [A]	Bbn 7612271 EAN	Order details		Weight [kg]	Pack. unit
			Type Code	Order code		
1	80	517311	S801P-B80-R	2CCG001262R0001	0.255	1
	100	517472	S801P-B100-R	2CCG001278R0001	0.255	1
	125	517632	S801P-B125-R	2CCG001294R0001	0.255	1
2	80	517359	S802P-B80-R	2CCG001266R0001	0.510	1
	100	517519	S802P-B100-R	2CCG001282R0001	0.510	1
	125	517670	S802P-B125-R	2CCG001298R0001	0.535	1
3	80	517397	S803P-B80-R	2CCG001270R0001	0.761	1
	100	517557	S803P-B100-R	2CCG001286R0001	0.761	1
	125	517717	S803P-B125-R	2CCG001302R0001	0.790	1
4	80	517434	S804P-B80-R	2CCG001274R0001	1.015	1
	100	517595	S804P-B100-R	2CCG001290R0001	1.015	1
	125	517755	S804P-B125-R	2CCG001306R0001	1.045	1

High performance MCBs

S800P series, C characteristic

S800P - C Characteristic

Function: protection and control of the circuits against overloads and short-circuits when a high breaking capacity is required; protection for resistive and inductive loads with low inrush current; very useful when selectivity is needed vs an MCCB or back-up vs other MCBs wired downstream.

Applications: commercial and industrial.

Standard: IEC/EN 60947-2

Icu=50kA



S800P

Number of poles	Rated current [A]	Bbn 7612271 EAN	Order details		Weight [kg]	Pack. unit
			Type Code	Order code		
1	80	516956	S801P-C80	2CCG001226R0001	0.245	1
	100	516963	S801P-C100	2CCG001227R0001	0.245	1
	125	516970	S801P-C125	2CCG001228R0001	0.245	1
2	80	516987	S802P-C80	2CCG001229R0001	0.490	1
	100	516994	S802P-C100	2CCG001230R0001	0.490	1
	125	517007	S802P-C125	2CCG001231R0001	0.515	1
3	80	517014	S803P-C80	2CCG001232R0001	0.740	1
	100	517021	S803P-C100	2CCG001233R0001	0.740	1
	125	517038	S803P-C125	2CCG001234R0001	0.765	1
4	80	517045	S804P-C80	2CCG001235R0001	0.980	1
	100	517052	S804P-C100	2CCG001236R0001	0.980	1
	125	517069	S804P-C125	2CCG001237R0001	1.005	1

S800P - C Characteristic with ringlug terminal connection

Function: protection and control of the circuits against overloads and short-circuits when a high breaking capacity is required; protection for resistive and inductive loads with low inrush current; very useful when selectivity is needed vs an MCCB or back-up vs other MCBs wired downstream.

Applications: commercial and industrial.

Standard: IEC/EN 60947-2

Icu=50kA



S800P

Number of poles	Rated current [A]	Bbn 7612271 EAN	Order details		Weight [kg]	Pack. unit
			Type Code	Order code		
1	80	517328	S801P-C80-R	2CCG001263R0001	0.255	1
	100	517489	S801P-C100-R	2CCG001279R0001	0.255	1
	125	517649	S801P-C125-R	2CCG001295R0001	0.255	1
2	80	517366	S802P-C80-R	2CCG001267R0001	0.510	1
	100	517526	S802P-C100-R	2CCG001283R0001	0.510	1
	125	517687	S802P-C125-R	2CCG001299R0001	0.535	1
3	80	517403	S803P-C80-R	2CCG001271R0001	0.761	1
	100	517564	S803P-C100-R	2CCG001287R0001	0.761	1
	125	517724	S803P-C125-R	2CCG001303R0001	0.790	1
4	80	517441	S804P-C80-R	2CCG001275R0001	1.015	1
	100	517601	S804P-C100-R	2CCG001291R0001	1.015	1
	125	517762	S804P-C125-R	2CCG001307R0001	1.045	1

High performance MCBs

S800P series, D characteristic

S800P - D Characteristic

Function: protection and control of the circuits against overloads and short-circuits when a high breaking capacity is required; protection for circuits which supply loads with high inrush current at the circuit closing (motors, LV / LV transformers, breakdown lamps); very useful when selectivity is needed vs an MCCB or back-up vs other MCBs wired downstream.

Applications: commercial and industrial.

Standard: IEC/EN 60947-2

Icu=50kA



S800P

Number of poles	Rated current [A]	Bbn 7612271 EAN	Order details		Weight [kg]	Pack. unit
			Type Code	Order code		
1	80	517076	S801P-D80	2CCG001238R0001	0.245	1
	100	517083	S801P-D100	2CCG001239R0001	0.245	1
	125	517090	S801P-D125	2CCG001240R0001	0.245	1
2	80	517106	S802P-D80	2CCG001241R0001	0.490	1
	100	517113	S802P-D100	2CCG001242R0001	0.490	1
	125	517120	S802P-D125	2CCG001243R0001	0.515	1
3	80	517137	S803P-D80	2CCG001244R0001	0.740	1
	100	517144	S803P-D100	2CCG001245R0001	0.740	1
	125	517151	S803P-D125	2CCG001246R0001	0.765	1
4	80	517168	S804P-D80	2CCG001247R0001	0.980	1
	100	517175	S804P-D100	2CCG001248R0001	0.980	1
	125	517182	S804P-D125	2CCG001249R0001	1.005	1

S800P - D Characteristic with ringlug terminal connection

Function: protection and control of the circuits against overloads and short-circuits when a high breaking capacity is required; protection for circuits which supply loads with high inrush current at the circuit closing (motors, LV / LV transformers, breakdown lamps); very useful when selectivity is needed vs an MCCB or back-up vs other MCBs wired downstream.

Applications: commercial and industrial.

Standard: IEC/EN 60947-2

Icu=50kA



S800P

Number of poles	Rated current [A]	Bbn 7612271 EAN	Order details		Weight [kg]	Pack. unit
			Type Code	Order code		
1	80	517335	S801P-D80-R	2CCG001264R0001	0.255	1
	100	517496	S801P-D100-R	2CCG001280R0001	0.255	1
	125	517656	S801P-D125-R	2CCG001296R0001	0.255	1
2	80	517373	S802P-D80-R	2CCG001268R0001	0.510	1
	100	517533	S802P-D100-R	2CCG001284R0001	0.510	1
	125	517694	S802P-D125-R	2CCG001300R0001	0.535	1
3	80	517410	S803P-D80-R	2CCG001272R0001	0.761	1
	100	517571	S803P-D100-R	2CCG001288R0001	0.761	1
	125	517731	S803P-D125-R	2CCG001304R0001	0.790	1
4	80	517458	S804P-D80-R	2CCG001276R0001	1.015	1
	100	517618	S804P-D100-R	2CCG001292R0001	1.015	1
	125	517779	S804P-D125-R	2CCG001308R0001	1.045	1

High performance MCBs

S800P series, K characteristic

S800P - K Characteristic

Function: protection and control of the circuits like motors, transformer and auxiliary circuits, against overloads and short-circuits when a high breaking capacity is required; very useful when selectivity is needed vs an MCCB or back-up vs other MCBs wired downstream.

Advantages: no nuisance tripping in the case of functional peak currents up to $10xI_n$, depending on the series; through its highly sensitive thermostatic bimetal trip, the K-type characteristic offers protection to damageable elements in the overcurrent range; it also provides the best protection to cables and lines.

Applications: commercial and industrial.

Standard: IEC/EN 60947-2

Icu=50kA



S800P

Number of poles	Rated current [A]	Bbn 7612271 EAN	Order details		Weight [kg]	Pack. unit
			Type Code	Order code		
1	80	517199	S801P-K80	2CCG001250R0001	0.245	1
	100	517205	S801P-K100	2CCG001251R0001	0.245	1
	125	517212	S801P-K125	2CCG001252R0001	0.245	1
2	80	517229	S802P-K80	2CCG001253R0001	0.490	1
	100	517236	S802P-K100	2CCG001254R0001	0.490	1
	125	517243	S802P-K125	2CCG001255R0001	0.515	1
3	80	517250	S803P-K80	2CCG001256R0001	0.740	1
	100	517267	S803P-K100	2CCG001257R0001	0.740	1
	125	517274	S803P-K125	2CCG001258R0001	0.765	1
4	80	517281	S804P-K80	2CCG001259R0001	0.980	1
	100	517298	S804P-K100	2CCG001260R0001	0.980	1
	125	517304	S804P-K125	2CCG001261R0001	1.005	1

S800P - K Characteristic with ringlug terminal connection

Function: protection and control of the circuits like motors, transformer and auxiliary circuits, against overloads and short-circuits when a high breaking capacity is required; very useful when selectivity is needed vs an MCCB or back-up vs other MCBs wired downstream.

Advantages: no nuisance tripping in the case of functional peak currents up to $10xI_n$, depending on the series; through its highly sensitive thermostatic bimetal trip, the K-type characteristic offers protection to damageable elements in the overcurrent range; it also provides the best protection to cables and lines.

Applications: commercial and industrial.

Standard: IEC/EN 60947-2

Icu=50kA



S800P

Number of poles	Rated current [A]	Bbn 7612271 EAN	Order details		Weight [kg]	Pack. unit
			Type Code	Order code		
1	80	517342	S801P-K80-R	2CCG001265R0001	0.255	1
	100	517502	S801P-K100-R	2CCG001281R0001	0.255	1
	125	517663	S801P-K125-R	2CCG001297R0001	0.255	1
2	80	517380	S802P-K80-R	2CCG001269R0001	0.510	1
	100	517540	S802P-K100-R	2CCG001285R0001	0.510	1
	125	517700	S802P-K125-R	2CCG001301R0001	0.535	1
3	80	517427	S803P-K80-R	2CCG001273R0001	0.761	1
	100	517588	S803P-K100-R	2CCG001289R0001	0.761	1
	125	517748	S803P-K125-R	2CCG001305R0001	0.790	1
4	80	517465	S804P-K80-R	2CCG001277R0001	1.015	1
	100	517625	S804P-K100-R	2CCG001293R0001	1.015	1
	125	517786	S804P-K125-R	2CCG001309R0001	1.045	1

High performance MCBs

S800S series with cage terminal, B characteristic

S800S-B characteristic

Function: protection and control of the circuits against overloads and short-circuits when a high breaking capacity is required; protection for people and big length cables in TN and IT systems; very useful when selectivity is needed vs an MCCB or back-up vs other MCBs wired downstream.

Applications: commercial and industrial.

Standard: IEC/EN 60898, IEC/EN 60947-2, UL 1077, supplementary protector

I_{cn}=25kA (10 ... 80A)

I_{cu}=50 kA



S801S


Number of poles	Rated current [A]	GTIN EAN 7612271	Order details		Weight [kg]	Pack. unit
			Type Code	Order code		
1	0.5	498979	S801S-B0,5	2CCF019841R0001	0.24	1
	1	498986	S801S-B1	2CCF019842R0001	0.24	1
	1.6	498993	S801S-B1,6	2CCF019843R0001	0.24	1
	2	499105	S801S-B2	2CCF019844R0001	0.24	1
	2.5	499112	S801S-B2,5	2CCF019845R0001	0.24	1
	3	499129	S801S-B3	2CCF019846R0001	0.24	1
	4	499136	S801S-B4	2CCF019847R0001	0.24	1
	5	499143	S801S-B5	2CCF019848R0001	0.24	1
	6	408107	S801S-B6	2CCS861001R0065	0.24	1
	8	411329	S801S-B8	2CCS861001R0085	0.24	1
	10	200008	S801S-B10	2CCS861001R0105	0.24	1
	13	200015	S801S-B13	2CCS861001R0135	0.24	1
	16	200022	S801S-B16	2CCS861001R0165	0.24	1
	20	200039	S801S-B20	2CCS861001R0205	0.24	1
	25	200046	S801S-B25	2CCS861001R0255	0.24	1
	32	200053	S801S-B32	2CCS861001R0325	0.24	1
	40	200060	S801S-B40	2CCS861001R0405	0.24	1
50	200077	S801S-B50	2CCS861001R0505	0.24	1	
63	200084	S801S-B63	2CCS861001R0635	0.24	1	
2	0.5	499310	S802S-B0,5	2CCF019865R0001	0.49	1
	1	499327	S802S-B1	2CCF019866R0001	0.49	1
	1.6	499334	S802S-B1,6	2CCF019867R0001	0.49	1
	2	499341	S802S-B2	2CCF019868R0001	0.49	1
	2.5	499358	S802S-B2,5	2CCF019869R0001	0.49	1
	3	499365	S802S-B3	2CCF019870R0001	0.49	1
	4	499372	S802S-B4	2CCF019871R0001	0.49	1
	5	499389	S802S-B5	2CCF019872R0001	0.49	1
	6	408114	S802S-B6	2CCS862001R0065	0.49	1
	8	411336	S802S-B8	2CCS862001R0085	0.49	1
	10	200121	S802S-B10	2CCS862001R0105	0.49	1
	13	200138	S802S-B13	2CCS862001R0135	0.49	1
	16	200145	S802S-B16	2CCS862001R0165	0.49	1
	20	200152	S802S-B20	2CCS862001R0205	0.49	1
	25	200169	S802S-B25	2CCS862001R0255	0.49	1
	32	200176	S802S-B32	2CCS862001R0325	0.49	1
	40	200183	S802S-B40	2CCS862001R0405	0.49	1
50	200190	S802S-B50	2CCS862001R0505	0.49	1	
63	200206	S802S-B63	2CCS862001R0635	0.49	1	




S802S

High performance MCBs

S800S series with cage terminal, B characteristic



S803S



S804S

Number of poles	Rated current [A]	GTIN EAN 7612271	Order details		Weight [kg]	Pack. unit
			Type Code	Order code		
3	0.5	499556	S803S-B0,5	2CCF019889R0001	0.74	1
	1	499563	S803S-B1	2CCF019890R0001	0.74	1
	1.6	499570	S803S-B1,6	2CCF019891R0001	0.74	1
	2	499587	S803S-B2	2CCF019892R0001	0.74	1
	2.5	499594	S803S-B2,5	2CCF019893R0001	0.74	1
	3	499600	S803S-B3	2CCF019894R0001	0.74	1
	4	499617	S803S-B4	2CCF019895R0001	0.74	1
	5	499624	S803S-B5	2CCF019896R0001	0.74	1
	6	408121	S803S-B6	2CCS863001R0065	0.74	1
	8	411343	S803S-B8	2CCS863001R0085	0.74	1
	10	200244	S803S-B10	2CCS863001R0105	0.74	1
	13	200251	S803S-B13	2CCS863001R0135	0.74	1
	16	200268	S803S-B16	2CCS863001R0165	0.74	1
	20	200275	S803S-B20	2CCS863001R0205	0.74	1
	25	200282	S803S-B25	2CCS863001R0255	0.74	1
	32	200299	S803S-B32	2CCS863001R0325	0.74	1
40	200305	S803S-B40	2CCS863001R0405	0.74	1	
50	200312	S803S-B50	2CCS863001R0505	0.74	1	
63	200329	S803S-B63	2CCS863001R0635	0.74	1	
4	0.5	499792	S804S-B0,5	2CCF019913R0001	0.98	1
	1	499808	S804S-B1	2CCF019914R0001	0.98	1
	1.6	499815	S804S-B1,6	2CCF019915R0001	0.98	1
	2	499822	S804S-B2	2CCF019916R0001	0.98	1
	2.5	499839	S804S-B2,5	2CCF019917R0001	0.98	1
	3	499846	S804S-B3	2CCF019918R0001	0.98	1
	4	499853	S804S-B4	2CCF019919R0001	0.98	1
	5	499860	S804S-B5	2CCF019920R0001	0.98	1
	6	408138	S804S-B6	2CCS864001R0065	0.98	1
	8	411350	S804S-B8	2CCS864001R0085	0.98	1
	10	200367	S804S-B10	2CCS864001R0105	0.98	1
	13	200374	S804S-B13	2CCS864001R0135	0.98	1
	16	200381	S804S-B16	2CCS864001R0165	0.98	1
	20	200398	S804S-B20	2CCS864001R0205	0.98	1
	25	200404	S804S-B25	2CCS864001R0255	0.98	1
	32	200411	S804S-B32	2CCS864001R0325	0.98	1
40	200428	S804S-B40	2CCS864001R0405	0.98	1	
50	200435	S804S-B50	2CCS864001R0505	0.98	1	
63	200442	S804S-B63	2CCS864001R0635	0.98	1	

High performance MCBs

S800S series with ring terminal connection, B characteristic

S800S-B characteristic

Function: protection and control of the circuits against overloads and short-circuits when a high breaking capacity is required; protection for people and big length cables in TN and IT systems; very useful when selectivity is needed vs an MCCB or back-up vs other MCBs wired downstream.

Applications: commercial and industrial.

Standard: IEC/EN 60898, IEC/EN 60947-2, UL 1077, supplementary protector

Icn=25kA (10 ... 80A)

Icu=50 kA



S801S




S802S


Number of poles	Rated current In A	Bbn 7612271 EAN	Order details		Price 1 piece	Weight 1 piece kg	Pack unit pc.
			Type code	Order code			
1	6	408268	S801S-B6-R	2CCS861002R0065		0.245	1
	8	411480	S801S-B8-R	2CCS861002R0085		0.245	1
	10	209636	S801S-B10-R	2CCS861002R0105		0.245	1
	13	209643	S801S-B13-R	2CCS861002R0135		0.245	1
	16	209650	S801S-B16-R	2CCS861002R0165		0.245	1
	20	209667	S801S-B20-R	2CCS861002R0205		0.245	1
	25	209674	S801S-B25-R	2CCS861002R0255		0.245	1
	32	209681	S801S-B32-R	2CCS861002R0325		0.245	1
	40	206826	S801S-B40-R	2CCS861002R0405		0.245	1
	50	206833	S801S-B50-R	2CCS861002R0505		0.245	1
	63	206840	S801S-B63-R	2CCS861002R0635		0.245	1
2	6	408275	S802S-B6-R	2CCS862002R0065		0.49	1
	8	411497	S802S-B8-R	2CCS862002R0085		0.49	1
	10	209698	S802S-B10-R	2CCS862002R0105		0.49	1
	13	209704	S802S-B13-R	2CCS862002R0135		0.49	1
	16	209711	S802S-B16-R	2CCS862002R0165		0.49	1
	20	209728	S802S-B20-R	2CCS862002R0205		0.49	1
	25	209735	S802S-B25-R	2CCS862002R0255		0.49	1
	32	209742	S802S-B32-R	2CCS862002R0325		0.49	1
	40	206888	S802S-B40-R	2CCS862002R0405		0.49	1
	50	206895	S802S-B50-R	2CCS862002R0505		0.49	1
	63	206901	S802S-B63-R	2CCS862002R0635		0.49	1

High performance MCBs

S800S series with ring terminal connection, B characteristic



S803S



S804S

Number of poles	Rated current In A	Bbn 7612271 EAN	Order details		Price 1 piece	Weight 1 piece kg	Pack unit pc.
			Type code	Order code			
3	6	408282	S803S-B6-R	2CCS863002R0065		0.735	1
	8	411503	S803S-B8-R	2CCS863002R0085		0.735	1
	10	209759	S803S-B10-R	2CCS863002R0105		0.735	1
	13	209766	S803S-B13-R	2CCS863002R0135		0.735	1
	16	209773	S803S-B16-R	2CCS863002R0165		0.735	1
	20	209780	S803S-B20-R	2CCS863002R0205		0.735	1
	25	209797	S803S-B25-R	2CCS863002R0255		0.735	1
	32	209803	S803S-B32-R	2CCS863002R0325		0.735	1
	40	206949	S803S-B40-R	2CCS863002R0405		0.735	1
	50	206956	S803S-B50-R	2CCS863002R0505		0.735	1
	63	206963	S803S-B63-R	2CCS863002R0635		0.735	1
4	6	408299	S804S-B6-R	2CCS864002R0065		0.98	1
	8	411510	S804S-B8-R	2CCS864002R0085		0.98	1
	10	209810	S804S-B10-R	2CCS864002R0105		0.98	1
	13	209827	S804S-B13-R	2CCS864002R0135		0.98	1
	16	209834	S804S-B16-R	2CCS864002R0165		0.98	1
	20	209841	S804S-B20-R	2CCS864002R0205		0.98	1
	25	209858	S804S-B25-R	2CCS864002R0255		0.98	1
	32	209865	S804S-B32-R	2CCS864002R0325		0.98	1
	40	207007	S804S-B40-R	2CCS864002R0405		0.98	1
	50	207014	S804S-B50-R	2CCS864002R0505		0.98	1
	63	207021	S804S-B63-R	2CCS864002R0635		0.98	1

High performance MCBs

S800S series with cage terminal, C characteristic

S800S-C characteristic

Function: protection and control of the circuits against overloads and short-circuits when a high breaking capacity is required; protection for resistive and inductive loads with low in-rush current; very useful when selectivity is needed vs an MCCB or back-up vs other MCBs wired downstream.

Applications: commercial and industrial.

Standard: IEC/EN 60898, IEC/EN 60947-2, UL 1077, supplementary protector

I_{cn}=25kA (10 ... 80A)

I_{cu}=50 kA



S801S



S802S


Number of poles	Rated current [A]	GTIN EAN 7612271	Order details		Weight [kg]	Pack. unit
			Type Code	Order code		
1	0.5	499150	S801S-C0,5	2CCF019849R0001	0.24	1
	1	499167	S801S-C1	2CCF019850R0001	0.24	1
	1.6	499174	S801S-C1,6	2CCF019851R0001	0.24	1
	2	499181	S801S-C2	2CCF019852R0001	0.24	1
	2.5	499198	S801S-C2,5	2CCF019853R0001	0.24	1
	3	499204	S801S-C3	2CCF019854R0001	0.24	1
	4	499211	S801S-C4	2CCF019855R0001	0.24	1
	5	499228	S801S-C5	2CCF019856R0001	0.24	1
	6	408145	S801S-C6	2CCS861001R0064	0.24	1
	8	411367	S801S-C8	2CCS861001R0084	0.24	1
	10	200480	S801S-C10	2CCS861001R0104	0.24	1
	13	200497	S801S-C13	2CCS861001R0134	0.24	1
	16	200503	S801S-C16	2CCS861001R0164	0.24	1
	20	200510	S801S-C20	2CCS861001R0204	0.24	1
	25	200527	S801S-C25	2CCS861001R0254	0.24	1
	32	200534	S801S-C32	2CCS861001R0324	0.24	1
40	200541	S801S-C40	2CCS861001R0404	0.24	1	
50	200558	S801S-C50	2CCS861001R0504	0.24	1	
63	200565	S801S-C63	2CCS861001R0634	0.24	1	
2	0.5	499396	S802S-C0,5	2CCF019873R0001	0.49	1
	1	499402	S802S-C1	2CCF019874R0001	0.49	1
	1.6	499419	S802S-C1,6	2CCF019875R0001	0.49	1
	2	499426	S802S-C2	2CCF019876R0001	0.49	1
	2.5	499433	S802S-C2,5	2CCF019877R0001	0.49	1
	3	499440	S802S-C3	2CCF019878R0001	0.49	1
	4	499457	S802S-C4	2CCF019879R0001	0.49	1
	5	499464	S802S-C5	2CCF019880R0001	0.49	1
	6	408152	S802S-C6	2CCS862001R0064	0.49	1
	8	411374	S802S-C8	2CCS862001R0084	0.49	1
	10	200602	S802S-C10	2CCS862001R0104	0.49	1
	13	200619	S802S-C13	2CCS862001R0134	0.49	1
	16	200626	S802S-C16	2CCS862001R0164	0.49	1
	20	200633	S802S-C20	2CCS862001R0204	0.49	1
	25	200640	S802S-C25	2CCS862001R0254	0.49	1
	32	200657	S802S-C32	2CCS862001R0324	0.49	1
40	200664	S802S-C40	2CCS862001R0404	0.49	1	
50	200671	S802S-C50	2CCS862001R0504	0.49	1	
63	200688	S802S-C63	2CCS862001R0634	0.49	1	

High performance MCBs

S800S series with cage terminal, C characteristic



S803S



S804S

Number of poles	Rated current [A]	GTIN EAN 7612271	Order details		Weight [kg]	Pack. unit
			Type Code	Order code		
3	0.5	499631	S803S-C0,5	2CCF019897R0001	0.74	1
	1	499648	S803S-C1	2CCF019898R0001	0.74	1
	1.6	499655	S803S-C1,6	2CCF019899R0001	0.74	1
	2	499662	S803S-C2	2CCF019900R0001	0.74	1
	2.5	499679	S803S-C2,5	2CCF019901R0001	0.74	1
	3	499686	S803S-C3	2CCF019902R0001	0.74	1
	4	499693	S803S-C4	2CCF019903R0001	0.74	1
	5	499709	S803S-C5	2CCF019904R0001	0.74	1
	6	408169	S803S-C6	2CCS863001R0064	0.74	1
	8	411381	S803S-C8	2CCS863001R0084	0.74	1
	10	200725	S803S-C10	2CCS863001R0104	0.74	1
	13	200732	S803S-C13	2CCS863001R0134	0.74	1
	16	200749	S803S-C16	2CCS863001R0164	0.74	1
	20	200756	S803S-C20	2CCS863001R0204	0.74	1
	25	200763	S803S-C25	2CCS863001R0254	0.74	1
	32	200770	S803S-C32	2CCS863001R0324	0.74	1
40	200787	S803S-C40	2CCS863001R0404	0.74	1	
50	200794	S803S-C50	2CCS863001R0504	0.74	1	
63	200800	S803S-C63	2CCS863001R0634	0.74	1	
4	0.5	499877	S804S-C0,5	2CCF019921R0001	0.98	1
	1	499884	S804S-C1	2CCF019922R0001	0.98	1
	1.6	499891	S804S-C1,6	2CCF019923R0001	0.98	1
	2	499907	S804S-C2	2CCF019924R0001	0.98	1
	2.5	499914	S804S-C2,5	2CCF019925R0001	0.98	1
	3	499921	S804S-C3	2CCF019926R0001	0.98	1
	4	499938	S804S-C4	2CCF019927R0001	0.98	1
	5	499945	S804S-C5	2CCF019928R0001	0.98	1
	6	408176	S804S-C6	2CCS864001R0064	0.98	1
	8	411398	S804S-C8	2CCS864001R0084	0.98	1
	10	200848	S804S-C10	2CCS864001R0104	0.98	1
	13	200855	S804S-C13	2CCS864001R0134	0.98	1
	16	200862	S804S-C16	2CCS864001R0164	0.98	1
	20	200879	S804S-C20	2CCS864001R0204	0.98	1
	25	200886	S804S-C25	2CCS864001R0254	0.98	1
	32	200893	S804S-C32	2CCS864001R0324	0.98	1
40	200909	S804S-C40	2CCS864001R0404	0.98	1	
50	200916	S804S-C50	2CCS864001R0504	0.98	1	
63	200923	S804S-C63	2CCS864001R0634	0.98	1	

High performance MCBs

S800S series with ring terminal connection, C characteristic

S800S-C characteristic

Function: protection and control of the circuits against overloads and short-circuits when a high breaking capacity is required; protection for resistive and inductive loads with low in-rush current; very useful when selectivity is needed vs an MCCB or back-up vs other MCBs wired downstream.

Applications: commercial and industrial.

Standard: IEC/EN 60947-2, IEC/EN 60898

I_{cn}=25kA (10 ... 80A)

I_{cu}=50 kA



S801S




S802S


Number of poles	Rated current In A	Bbn 7612271 EAN	Order details		Price 1 piece	Weight 1 piece kg	Pack unit pc.
			Type code	Order code			
1	6	408305	S801S-C6-R	2CCS861002R0064		0.245	1
	8	411527	S801S-C8-R	2CCS861002R0084		0.245	1
	10	209872	S801S-C10-R	2CCS861002R0104		0.245	1
	13	209889	S801S-C13-R	2CCS861002R0134		0.245	1
	16	209896	S801S-C16-R	2CCS861002R0164		0.245	1
	20	209902	S801S-C20-R	2CCS861002R0204		0.245	1
	25	209919	S801S-C25-R	2CCS861002R0254		0.245	1
	32	209926	S801S-C32-R	2CCS861002R0324		0.245	1
	40	207069	S801S-C40-R	2CCS861002R0404		0.245	1
	50	207076	S801S-C50-R	2CCS861002R0504		0.245	1
	63	207083	S801S-C63-R	2CCS861002R0634		0.245	1
2	6	408312	S802S-C6-R	2CCS862002R0064		0.49	1
	8	411534	S802S-C8-R	2CCS862001R0084		0.49	1
	10	209933	S802S-C10-R	2CCS862002R0104		0.49	1
	13	209940	S802S-C13-R	2CCS862002R0134		0.49	1
	16	209957	S802S-C16-R	2CCS862002R0164		0.49	1
	20	209964	S802S-C20-R	2CCS862002R0204		0.49	1
	25	209971	S802S-C25-R	2CCS862002R0254		0.49	1
	32	209988	S802S-C32-R	2CCS862002R0324		0.49	1
	40	207120	S802S-C40-R	2CCS862002R0404		0.49	1
	50	207137	S802S-C50-R	2CCS862002R0504		0.49	1
	63	207144	S802S-C63-R	2CCS862002R0634		0.49	1

High performance MCBs

S800S series with ring terminal connection, C characteristic



S803S



S804S

Number of poles	Rated current In A	Bbn 7612271 EAN	Order details		Price 1 piece	Weight 1 piece kg	Pack unit pc.
			Type code	Order code			
3	6	408329	S803S-C6-R	2CCS863002R0064		0.735	1
	8	411541	S803S-C8-R	2CCS863002R0084		0.735	1
	10	209995	S803S-C10-R	2CCS863002R0104		0.735	1
	13	210007	S803S-C13-R	2CCS863002R0134		0.735	1
	16	210014	S803S-C16-R	2CCS863002R0164		0.735	1
	20	210021	S803S-C20-R	2CCS863002R0204		0.735	1
	25	210038	S803S-C25-R	2CCS863002R0254		0.735	1
	32	210045	S803S-C32-R	2CCS863002R0324		0.735	1
	40	207182	S803S-C40-R	2CCS863002R0404		0.735	1
	50	207199	S803S-C50-R	2CCS863002R0504		0.735	1
	63	207205	S803S-C63-R	2CCS863002R0634		0.735	1
4	6	408336	S804S-C6-R	2CCS864002R0064		0.98	1
	8	411558	S804S-C8-R	2CCS864002R0084		0.98	1
	10	210052	S804S-C10-R	2CCS864002R0104		0.98	1
	13	210069	S804S-C13-R	2CCS864002R0134		0.98	1
	16	210076	S804S-C16-R	2CCS864002R0164		0.98	1
	20	210083	S804S-C20-R	2CCS864002R0204		0.98	1
	25	210090	S804S-C25-R	2CCS864002R0254		0.98	1
	32	210106	S804S-C32-R	2CCS864002R0324		0.98	1
	40	207243	S804S-C40-R	2CCS864002R0404		0.98	1
	50	207250	S804S-C50-R	2CCS864002R0504		0.98	1
	63	207267	S804S-C63-R	2CCS864002R0634		0.98	1

High performance MCBs

S800S series with cage terminal, D characteristic

S800S-D characteristic

Function: protection and control of the circuits against overloads and short-circuits when a high breaking capacity is required; protection for circuits which supply loads with high in-rush current at the circuit closing (motors, LV / LV transformers, breakdown lamps); very useful when selectivity is needed vs an MCCB or back-up vs other MCBs wired downstream.

Applications: commercial and industrial.

Standard: IEC/EN 60898, IEC/EN 60947-2, UL 1077, supplementary protector

I_{cn}=25kA (10 ... 80A)

I_{cu}=50 kA



S801S




S802S


Number of poles	Rated current [A]	GTIN EAN 7612271	Order details		Weight [kg]	Pack. unit
			Type Code	Order code		
1	0.5	499235	S801S-D0,5	2CCF019857R0001	0.24	1
	1	499242	S801S-D1	2CCF019858R0001	0.24	1
	1.6	499259	S801S-D1,6	2CCF019859R0001	0.24	1
	2	499266	S801S-D2	2CCF019860R0001	0.24	1
	2.5	499273	S801S-D2,5	2CCF019861R0001	0.24	1
	3	499280	S801S-D3	2CCF019862R0001	0.24	1
	4	499297	S801S-D4	2CCF019863R0001	0.24	1
	5	499303	S801S-D5	2CCF019864R0001	0.24	1
	6	408183	S801S-D6	2CCS861001R0061	0.24	1
	8	411404	S801S-D8	2CCS861001R0081	0.24	1
	10	200961	S801S-D10	2CCS861001R0101	0.24	1
	13	200978	S801S-D13	2CCS861001R0131	0.24	1
	16	200985	S801S-D16	2CCS861001R0161	0.24	1
	20	200992	S801S-D20	2CCS861001R0201	0.24	1
	25	201005	S801S-D25	2CCS861001R0251	0.24	1
	32	201012	S801S-D32	2CCS861001R0321	0.24	1
	40	201029	S801S-D40	2CCS861001R0401	0.24	1
50	201036	S801S-D50	2CCS861001R0501	0.24	1	
63	201043	S801S-D63	2CCS861001R0631	0.24	1	
2	0.5	499471	S802S-D0,5	2CCF019881R0001	0.49	1
	1	499488	S802S-D1	2CCF019882R0001	0.49	1
	1.6	499495	S802S-D1,6	2CCF019883R0001	0.49	1
	2	499501	S802S-D2	2CCF019884R0001	0.49	1
	2.5	499518	S802S-D2,5	2CCF019885R0001	0.49	1
	3	499525	S802S-D3	2CCF019886R0001	0.49	1
	4	499532	S802S-D4	2CCF019887R0001	0.49	1
	5	499549	S802S-D5	2CCF019888R0001	0.49	1
	6	408190	S802S-D6	2CCS862001R0061	0.49	1
	8	411411	S802S-D8	2CCS862001R0081	0.49	1
	10	201081	S802S-D10	2CCS862001R0101	0.49	1
	13	201098	S802S-D13	2CCS862001R0131	0.49	1
	16	201104	S802S-D16	2CCS862001R0161	0.49	1
	20	201111	S802S-D20	2CCS862001R0201	0.49	1
	25	201128	S802S-D25	2CCS862001R0251	0.49	1
	32	201135	S802S-D32	2CCS862001R0321	0.49	1
	40	201142	S802S-D40	2CCS862001R0401	0.49	1
50	201159	S802S-D50	2CCS862001R0501	0.49	1	
63	201166	S802S-D63	2CCS862001R0631	0.49	1	

High performance MCBs

S800S series with cage terminal, D characteristic



S803S



S804S

Number of poles	Rated current [A]	GTIN EAN 7612271	Order details		Weight [kg]	Pack. unit
			Type Code	Order code		
3	0.5	499716	S803S-D0,5	2CCF019905R0001	0.74	1
	1	499723	S803S-D1	2CCF019906R0001	0.74	1
	1.6	499730	S803S-D1,6	2CCF019907R0001	0.74	1
	2	499747	S803S-D2	2CCF019908R0001	0.74	1
	2.5	499754	S803S-D2,5	2CCF019909R0001	0.74	1
	3	499761	S803S-D3	2CCF019910R0001	0.74	1
	4	499778	S803S-D4	2CCF019911R0001	0.74	1
	5	499785	S803S-D5	2CCF019912R0001	0.74	1
	6	408206	S803S-D6	2CCS863001R0061	0.74	1
	8	411428	S803S-D8	2CCS863001R0081	0.74	1
	10	201203	S803S-D10	2CCS863001R0101	0.74	1
	13	201210	S803S-D13	2CCS863001R0131	0.74	1
	16	201227	S803S-D16	2CCS863001R0161	0.74	1
	20	201234	S803S-D20	2CCS863001R0201	0.74	1
	25	201241	S803S-D25	2CCS863001R0251	0.74	1
	32	201258	S803S-D32	2CCS863001R0321	0.74	1
40	201265	S803S-D40	2CCS863001R0401	0.74	1	
50	201272	S803S-D50	2CCS863001R0501	0.74	1	
63	201289	S803S-D63	2CCS863001R0631	0.74	1	
4	0.5	499952	S804S-D0,5	2CCF019929R0001	0.98	1
	1	499969	S804S-D1	2CCF019930R0001	0.98	1
	1.6	499976	S804S-D1,6	2CCF019931R0001	0.98	1
	2	499983	S804S-D2	2CCF019932R0001	0.98	1
	2.5	499990	S804S-D2,5	2CCF019933R0001	0.98	1
	3	500009	S804S-D3	2CCF019934R0001	0.98	1
	4	500016	S804S-D4	2CCF019935R0001	0.98	1
	5	500023	S804S-D5	2CCF019936R0001	0.98	1
	6	408213	S804S-D6	2CCS864001R0061	0.98	1
	8	411435	S804S-D8	2CCS864001R0081	0.98	1
	10	201326	S804S-D10	2CCS864001R0101	0.98	1
	13	201333	S804S-D13	2CCS864001R0131	0.98	1
	16	201340	S804S-D16	2CCS864001R0161	0.98	1
	20	201357	S804S-D20	2CCS864001R0201	0.98	1
	25	201364	S804S-D25	2CCS864001R0251	0.98	1
	32	201371	S804S-D32	2CCS864001R0321	0.98	1
40	201388	S804S-D40	2CCS864001R0401	0.98	1	
50	201395	S804S-D50	2CCS864001R0501	0.98	1	
63	201401	S804S-D63	2CCS864001R0631	0.98	1	

High performance MCBs

S800S series with ring terminal connection, D characteristic

S800S-D characteristic

Function: protection and control of the circuits against overloads and short-circuits when a high breaking capacity is required; protection for circuits which supply loads with high in-rush current at the circuit closing (motors, LV / LV transformers, breakdown lamps); very useful when selectivity is needed vs an MCCB or back-up vs other MCBs wired downstream.

Applications: commercial and industrial.

Standard: IEC/EN 60947-2, IEC/EN 60898

I_{cn}=25kA (10 ... 80A)

I_{cu}=50 kA



S801S




S802S


Number of poles	Rated current In A	Bbn 7612271 EAN	Order details		Price 1 piece	Weight 1 piece kg	Pack unit pc.
			Type code	Order code			
1	6	408343	S801S-D6-R	2CCS861002R0061		0.245	1
	8	411565	S801S-D8-R	2CCS861002R0081		0.245	1
	10	210113	S801S-D10-R	2CCS861002R0101		0.245	1
	13	210120	S801S-D13-R	2CCS861002R0131		0.245	1
	16	210137	S801S-D16-R	2CCS861002R0161		0.245	1
	20	210144	S801S-D20-R	2CCS861002R0201		0.245	1
	25	210151	S801S-D25-R	2CCS861002R0251		0.245	1
	32	210168	S801S-D32-R	2CCS861002R0321		0.245	1
	40	207304	S801S-D40-R	2CCS861002R0401		0.245	1
	50	207311	S801S-D50-R	2CCS861002R0501		0.245	1
	63	207328	S801S-D63-R	2CCS861002R0631		0.245	1
2	6	408350	S802S-D6-R	2CCS862002R0061		0.49	1
	8	411572	S802S-D8-R	2CCS862002R0081		0.49	1
	10	210175	S802S-D10-R	2CCS862002R0101		0.49	1
	13	210182	S802S-D13-R	2CCS862002R0131		0.49	1
	16	210199	S802S-D16-R	2CCS862002R0161		0.49	1
	20	210205	S802S-D20-R	2CCS862002R0201		0.49	1
	25	210212	S802S-D25-R	2CCS862002R0251		0.49	1
	32	210229	S802S-D32-R	2CCS862002R0321		0.49	1
	40	207366	S802S-D40-R	2CCS862002R0401		0.49	1
	50	207373	S802S-D50-R	2CCS862002R0501		0.49	1
	63	207380	S802S-D63-R	2CCS862002R0631		0.49	1

High performance MCBs

S800S series with ring terminal connection, D characteristic



S803S



S804S

Number of poles	Rated current In A	Bbn 7612271 EAN	Order details		Price 1 piece	Weight 1 piece kg	Pack unit pc.
			Type code	Order code			
3	6	408367	S803S-D6-R	2CCS863002R0061		0.735	1
	8	411589	S803S-D8-R	2CCS863002R0081		0.735	1
	10	210236	S803S-D10-R	2CCS863002R0101		0.735	1
	13	210243	S803S-D13-R	2CCS863002R0131		0.735	1
	16	210250	S803S-D16-R	2CCS863002R0161		0.735	1
	20	210267	S803S-D20-R	2CCS863002R0201		0.735	1
	25	210274	S803S-D25-R	2CCS863002R0251		0.735	1
	32	210281	S803S-D32-R	2CCS863002R0321		0.735	1
	40	207427	S803S-D40-R	2CCS863002R0401		0.735	1
	50	207434	S803S-D50-R	2CCS863002R0501		0.735	1
	63	207441	S803S-D63-R	2CCS863002R0631		0.735	1
4	6	408374	S804S-D6-R	2CCS864002R0061		0.98	1
	8	411596	S804S-D8-R	2CCS864002R0081		0.98	1
	10	210298	S804S-D10-R	2CCS864002R0101		0.98	1
	13	210304	S804S-D13-R	2CCS864002R0131		0.98	1
	16	210311	S804S-D16-R	2CCS864002R0161		0.98	1
	20	210328	S804S-D20-R	2CCS864002R0201		0.98	1
	25	210335	S804S-D25-R	2CCS864002R0251		0.98	1
	32	210342	S804S-D32-R	2CCS864002R0321		0.98	1
	40	207489	S804S-D40-R	2CCS864002R0401		0.98	1
	50	207496	S804S-D50-R	2CCS864002R0501		0.98	1
	63	207502	S804S-D63-R	2CCS864002R0631		0.98	1

High performance MCBs

S800S series with cage terminal, K characteristic

S800S-K characteristic

Function: protection and control of the circuits like motors, transformer and auxiliary circuits, against overloads and short-circuits when a high breaking capacity is required; very useful when selectivity is needed vs an MCCB or back-up vs other MCBs wired downstream. Advantages: no nuisance tripping in the case of functional peak currents up to $10 \times I_n$, depending on the series; through its highly sensitive thermostatic bimetal trip, the K-type characteristic offers protection to damageable elements in the overcurrent range; it also provides the best protection to cables and lines.


Applications: commercial and industrial.

Standard: IEC/EN 60947-2, UL 1077, supplementary protector

I_{cu}=50 kA



S801S



S802S


Number of poles	Rated current [A]	GTIN EAN 7612271	Order details		Weight [kg]	Pack. unit
			Type Code	Order code		
1	0.5	500030	S801S-K0,5	2CCF019937R0001	0.24	1
	1	500047	S801S-K1	2CCF019938R0001	0.24	1
	1.6	500054	S801S-K1,6	2CCF019939R0001	0.24	1
	2	500061	S801S-K2	2CCF019940R0001	0.24	1
	2.5	500078	S801S-K2,5	2CCF019941R0001	0.24	1
	3	500085	S801S-K3	2CCF019942R0001	0.24	1
	4	500092	S801S-K4	2CCF019943R0001	0.24	1
	5	500108	S801S-K5	2CCF019944R0001	0.24	1
	6	408220	S801S-K6	2CCS861001R0067	0.24	1
	8	411442	S801S-K8	2CCS861001R0407	0.24	1
	10	201449	S801S-K10	2CCS861001R0427	0.24	1
	13	201456	S801S-K13	2CCS861001R0447	0.24	1
	16	201463	S801S-K16	2CCS861001R0467	0.24	1
	20	201470	S801S-K20	2CCS861001R0487	0.24	1
	25	201487	S801S-K25	2CCS861001R0517	0.24	1
	32	201494	S801S-K32	2CCS861001R0537	0.24	1
	40	201500	S801S-K40	2CCS861001R0557	0.24	1
50	201517	S801S-K50	2CCS861001R0577	0.24	1	
63	201524	S801S-K63	2CCS861001R0597	0.24	1	
2	0.5	500115	S802S-K0,5	2CCF019945R0001	0.49	1
	1	500122	S802S-K1	2CCF019946R0001	0.49	1
	1.6	500139	S802S-K1,6	2CCF019947R0001	0.49	1
	2	500146	S802S-K2	2CCF019948R0001	0.49	1
	2.5	500153	S802S-K2,5	2CCF019949R0001	0.49	1
	3	500160	S802S-K3	2CCF019950R0001	0.49	1
	4	500177	S802S-K4	2CCF019951R0001	0.49	1
	5	500184	S802S-K5	2CCF019952R0001	0.49	1
	6	408237	S802S-K6	2CCS862001R0067	0.49	1
	8	411459	S802S-K8	2CCS862001R0407	0.49	1
	10	201562	S802S-K10	2CCS862001R0427	0.49	1
	13	201579	S802S-K13	2CCS862001R0447	0.49	1
	16	201586	S802S-K16	2CCS862001R0467	0.49	1
	20	201593	S802S-K20	2CCS862001R0487	0.49	1
	25	201609	S802S-K25	2CCS862001R0517	0.49	1
	32	201616	S802S-K32	2CCS862001R0537	0.49	1
	40	201623	S802S-K40	2CCS862001R0557	0.49	1
50	201630	S802S-K50	2CCS862001R0577	0.49	1	
63	201647	S802S-K63	2CCS862001R0597	0.49	1	

High performance MCBs

S800S series with cage terminal, K characteristic



S803S



S804S

Number of poles	Rated current [A]	GTIN EAN 7612271	Order details		Weight [kg]	Pack. unit
			Type Code	Order code		
3	0.5	500191	S803S-K0,5	2CCF019953R0001	0.74	1
	1	500207	S803S-K1	2CCF019954R0001	0.74	1
	1.6	500214	S803S-K1,6	2CCF019955R0001	0.74	1
	2	500221	S803S-K2	2CCF019956R0001	0.74	1
	2.5	500238	S803S-K2,5	2CCF019957R0001	0.74	1
	3	500245	S803S-K3	2CCF019958R0001	0.74	1
	4	500252	S803S-K4	2CCF019959R0001	0.74	1
	5	500269	S803S-K5	2CCF019960R0001	0.74	1
	6	408244	S803S-K6	2CCS863001R0067	0.74	1
	8	411466	S803S-K8	2CCS863001R0407	0.74	1
	10	201685	S803S-K10	2CCS863001R0427	0.74	1
	13	201692	S803S-K13	2CCS863001R0447	0.74	1
	16	201708	S803S-K16	2CCS863001R0467	0.74	1
	20	201715	S803S-K20	2CCS863001R0487	0.74	1
	25	201722	S803S-K25	2CCS863001R0517	0.74	1
	4	32	201739	S803S-K32	2CCS863001R0537	0.74
40		201746	S803S-K40	2CCS863001R0557	0.74	1
50		201753	S803S-K50	2CCS863001R0577	0.74	1
63		201760	aS803S-K63	2CCS863001R0597	0.74	1
0.5		500276	S804S-K0,5	2CCF019961R0001	0.98	1
1		500283	S804S-K1	2CCF019962R0001	0.98	1
1.6		500290	S804S-K1,6	2CCF019963R0001	0.98	1
2		500306	S804S-K2	2CCF019964R0001	0.98	1
2.5		500313	S804S-K2,5	2CCF019965R0001	0.98	1
3		500320	S804S-K3	2CCF019966R0001	0.98	1
4	500337	S804S-K4	2CCF019967R0001	0.98	1	
5	500344	S804S-K5	2CCF019968R0001	0.98	1	
6	408251	S804S-K6	2CCS864001R0067	0.98	1	
8	411473	S804S-K8	2CCS864001R0407	0.98	1	
10	201807	S804S-K10	2CCS864001R0427	0.98	1	
13	201814	S804S-K13	2CCS864001R0447	0.98	1	
16	201821	S804S-K16	2CCS864001R0467	0.98	1	
20	201838	S804S-K20	2CCS864001R0487	0.98	1	
25	201845	S804S-K25	2CCS864001R0517	0.98	1	
32	201852	S804S-K32	2CCS864001R0537	0.98	1	
40	201869	S804S-K40	2CCS864001R0557	0.98	1	
50	201876	S804S-K50	2CCS864001R0577	0.98	1	
63	201883	S804S-K63	2CCS864001R0597	0.98	1	

High performance MCBs

S800S series with ring terminal connection, K characteristic

S800S-K characteristic

Function: protection and control of the circuits like motors, transformer and auxiliary circuits, against overloads and short-circuits when a high breaking capacity is required; very useful when selectivity is needed vs an MCCB or back-up vs other MCBs wired downstream. Advantages: no nuisance tripping in the case of functional peak currents up to $10 \times I_n$, depending on the series; through its highly sensitive thermostatic bimetal trip, the K-type characteristic offers protection to damageable elements in the overcurrent range; it also provides the best protection to cables and lines.

Applications: commercial and industrial.

Standard: IEC/EN 60947-2

Icu=50 kA



S801S




S802S


Number of poles	Rated current In A	Bbn 7612271 EAN	Order details		Price 1 piece	Weight 1 piece kg	Pack unit pc.
			Type code	Order code			
1	6	408381	S801S-K6-R	2CCS861002R0067		0.245	1
	8	411602	S801S-K8-R	2CCS861002R0407		0.245	1
	10	209391	S801S-K10-R	2CCS861002R0427		0.245	1
	13	209407	S801S-K13-R	2CCS861002R0447		0.245	1
	16	209414	S801S-K16-R	2CCS861002R0467		0.245	1
	20	209421	S801S-K20-R	2CCS861002R0487		0.245	1
	25	209438	S801S-K25-R	2CCS861002R0517		0.245	1
	32	209445	S801S-K32-R	2CCS861002R0537		0.245	1
	40	207540	S801S-K40-R	2CCS861002R0557		0.245	1
	50	207557	S801S-K50-R	2CCS861002R0577		0.245	1
	63	207564	S801S-K63-R	2CCS861002R0597		0.245	1
	2	6	408398	S802S-K6-R	2CCS862002R0067		0.49
8		411619	S802S-K8-R	2CCS862002R0407		0.49	1
10		209452	S802S-K10-R	2CCS862002R0427		0.49	1
13		209469	S802S-K13-R	2CCS862002R0447		0.49	1
16		209476	S802S-K16-R	2CCS862002R0467		0.49	1
20		209483	S802S-K20-R	2CCS862002R0487		0.49	1
25		209490	S802S-K25-R	2CCS862002R0517		0.49	1
32		209506	S802S-K32-R	2CCS862002R0537		0.49	1
40		207601	S802S-K40-R	2CCS862002R0557		0.49	1
50		207618	S802S-K50-R	2CCS862002R0577		0.49	1
63		207625	S802S-K63-R	2CCS862002R0597		0.49	1

High performance MCBs

S800S series with ring terminal connection, K characteristic



S803S



S804S

Number of poles	Rated current In A	Bbn 7612271 EAN	Order details		Price 1 piece	Weight 1 piece kg	Pack unit pc.
			Type code	Order code			
3	6	408404	S803S-K6-R	2CCS863002R0067		0.735	1
	8	411626	S803S-K8-R	2CCS863002R0407		0.735	1
	10	209513	S803S-K10-R	2CCS863002R0427		0.735	1
	13	209520	S803S-K13-R	2CCS863002R0447		0.735	1
	16	209537	S803S-K16-R	2CCS863002R0467		0.735	1
	20	209544	S803S-K20-R	2CCS863002R0487		0.735	1
	25	209551	S803S-K25-R	2CCS863002R0517		0.735	1
	32	209568	S803S-K32-R	2CCS863002R0537		0.735	1
	40	207663	S803S-K40-R	2CCS863002R0557		0.735	1
	50	207670	S803S-K50-R	2CCS863002R0577		0.735	1
	63	207687	S803S-K63-R	2CCS863002R0597		0.735	1
4	6	408411	S804S-K6-R	2CCS864002R0067		0.98	1
	8	411633	S804S-K8-R	2CCS864002R0407		0.98	1
	10	209575	S804S-K10-R	2CCS864002R0427		0.98	1
	13	209582	S804S-K13-R	2CCS864002R0447		0.98	1
	16	209599	S804S-K16-R	2CCS864002R0467		0.98	1
	20	209605	S804S-K20-R	2CCS864002R0487		0.98	1
	25	209612	S804S-K25-R	2CCS864002R0517		0.98	1
	32	209629	S804S-K32-R	2CCS864002R0537		0.98	1
	40	207724	S804S-K40-R	2CCS864002R0557		0.98	1
	50	207731	S804S-K50-R	2CCS864002R0577		0.98	1
	63	207748	S804S-K63-R	2CCS864002R0597		0.98	1

High performance MCBs

S800S series KM characteristic

S800S-KM characteristic with cage terminal

Function: protection and control of the circuits against overloads and short-circuits when a high breaking capacity is required; only magnetic version dedicated to protect motors; very useful when selectivity is needed vs an MCCB or back-up vs other MCBs wired downstream; version dedicated to application in direct current circuits.

Applications: commercial and industrial.

Standard: IEC/EN 60947-2

Icu=50 kA



S803S

Number of poles	Rated current [A]	GTIN EAN 7612271	Order details		Weight [kg]	Pack. unit
			Type Code	Order code		
3	10	441104	S803S-KM10	2CCF019559R0001	0.735	1
	16	441111	S803S-KM16	2CCF019560R0001	0.735	1
	20	202194	S803S-KM20	2CCS863001R0486	0.74	1
	25	202200	S803S-KM25	2CCS863001R0516	0.74	1
	32	202217	S803S-KM32	2CCS863001R0536	0.74	1
	40	202224	S803S-KM40	2CCS863001R0556	0.74	1
	50	202231	S803S-KM50	2CCS863001R0576	0.74	1
	63	202248	S803S-KM63	2CCS863001R0596	0.74	1
	80	202255	S803S-KM80	2CCS863001R0626	0.74	1

*M stands for magnetic tripping only

S800S-KM-R characteristic with ring terminal connection

Function: protection and control of the circuits against overloads and short-circuits when a high breaking capacity is required; only magnetic version dedicated to protect motors; very useful when selectivity is needed vs an MCCB or back-up vs other MCBs wired downstream; version dedicated to application in direct current circuits.

Applications: commercial and industrial.

Standard: IEC/EN 60947-2

Icu=50 kA



S803S

Number of poles	Rated current In A	Bbn 7612271 EAN	Order details		Price 1 piece	Weight 1 piece kg	Pack unit pc.
			Type code	Order code			
3	20	210830	S803S-KM20-R	2CCS863002R0486	0.735	1	
	25	210847	S803S-KM25-R	2CCS863002R0516	0.735	1	
	32	210854	S803S-KM32-R	2CCS863002R0536	0.735	1	
	40	207786	S803S-KM40-R	2CCS863002R0556	0.735	1	
	50	207793	S803S-KM50-R	2CCS863002R0576	0.735	1	
	63	207809	S803S-KM63-R	2CCS863002R0596	0.735	1	
	80	207816	S803S-KM80-R	2CCS863002R0626	0.735	1	

High performance MCBs

S800S series DC range with cage terminal, UC-B characteristic

S800S-UCB characteristic

Function: protection and control of the circuits against overloads and short-circuits when a high breaking capacity is required; protection for people and big length cables in TN and IT systems; very useful when selectivity is needed vs an MCCB or back-up vs other MCBs wired downstream; version dedicated to application in direct current circuits.

Applications: commercial and industrial.

Standard: IEC/EN 60947-2

Icu=50 kA



S801S

Number of poles	Rated current [A]	GTIN EAN 7612271	Order details		Weight [kg]	Pack. unit
			Type Coade	Order code		
1	0.5	500351	S801S-UCB0,5	2CCF019969R0001	0.25	1
	1	500368	S801S-UCB1	2CCF019970R0001	0.25	1
	1.6	500375	S801S-UCB1,6	2CCF019971R0001	0.25	1
	2	500382	S801S-UCB2	2CCF019972R0001	0.25	1
	2.5	500399	S801S-UCB2,5	2CCF019973R0001	0.25	1
	3	500405	S801S-UCB3	2CCF019974R0001	0.25	1
	4	500412	S801S-UCB4	2CCF019975R0001	0.25	1
	5	500429	S801S-UCB5	2CCF019976R0001	0.25	1
	6	500436	S801S-UCB6	2CCF019977R0001	0.25	1
	8	500443	S801S-UCB8	2CCF019978R0001	0.25	1
	10	202842	S801S-UCB10	2CCS861001R1105	0.24	1
	13	202859	S801S-UCB13	2CCS861001R1135	0.24	1
	16	202866	S801S-UCB16	2CCS861001R1165	0.24	1
	20	202873	S801S-UCB20	2CCS861001R1205	0.24	1
	25	202880	S801S-UCB25	2CCS861001R1255	0.24	1
	32	202897	S801S-UCB32	2CCS861001R1325	0.24	1
	40	202903	S801S-UCB40	2CCS861001R1405	0.24	1
50	202910	S801S-UCB50	2CCS861001R1505	0.24	1	
63	202927	S801S-UCB63	2CCS861001R1635	0.24	1	
80	202934	S801S-UCB80	2CCS861001R1805	0.24	1	
100	202941	S801S-UCB100	2CCS861001R1825	0.24	1	
125	202958	S801S-UCB125	2CCS861001R1845	0.24	1	
2	0.5	500559	S802S-UCB0,5	2CCF019989R0001	0.49	1
	1	500566	S802S-UCB1	2CCF019990R0001	0.49	1
	1.6	500573	S802S-UCB1,6	2CCF019991R0001	0.49	1
	2	500580	S802S-UCB2	2CCF019992R0001	0.49	1
	2.5	500597	S802S-UCB2,5	2CCF019993R0001	0.49	1
	3	500603	S802S-UCB3	2CCF019994R0001	0.49	1
	4	500610	S802S-UCB4	2CCF019995R0001	0.49	1
	5	500627	S802S-UCB5	2CCF019996R0001	0.49	1
	6	500634	S802S-UCB6	2CCF019997R0001	0.49	1
	8	500641	S802S-UCB8	2CCF019998R0001	0.49	1
	10	202965	S802S-UCB10	2CCS862001R1105	0.49	1
	13	202972	S802S-UCB13	2CCS862001R1135	0.49	1
	16	202989	S802S-UCB16	2CCS862001R1165	0.49	1
	20	202996	S802S-UCB20	2CCS862001R1205	0.49	1
	25	203009	S802S-UCB25	2CCS862001R1255	0.49	1
	32	203016	S802S-UCB32	2CCS862001R1325	0.49	1
	40	203023	S802S-UCB40	2CCS862001R1405	0.49	1
50	203030	S802S-UCB50	2CCS862001R1505	0.49	1	
63	203047	S802S-UCB63	2CCS862001R1635	0.49	1	
80	203054	S802S-UCB80	2CCS862001R1805	0.49	1	
100	203061	S802S-UCB100	2CCS862001R1825	0.49	1	
125	523343	S802S-UCB125	2CCG001894R0001	0.515	1	


*For DC applications




S802S

High performance MCBs

S800S series DC range with cage terminal, UC-B characteristic



S803S



S804S

Number of poles	Rated current [A]	GTIN EAN 7612271	Order details		Weight [kg]	Pack. unit
			Type Code	Order code		
3	0.5	502713	S803S-UCB0,5	2CCF030040R0001	0.74	1
	1	502720	S803S-UCB1	2CCF030041R0001	0.74	1
	1.6	502874	S803S-UCB1,6	2CCF030056R0001	0.74	1
	2	502737	S803S-UCB2	2CCF030042R0001	0.74	1
	2.5	502744	S803S-UCB2,5	2CCF030043R0001	0.74	1
	3	502881	S803S-UCB3	2CCF030057R0001	0.74	1
	4	502751	S803S-UCB4	2CCF030044R0001	0.74	1
	5	502768	S803S-UCB5	2CCF030045R0001	0.74	1
	6	502898	S803S-UCB6	2CCF030058R0001	0.74	1
	8	500849	S803S-UCB8	2CCF020018R0001	0.74	1
	10	203085	S803S-UCB10	2CCS863001R1105	0.74	1
	13	203092	S803S-UCB13	2CCS863001R1135	0.74	1
	16	203108	S803S-UCB16	2CCS863001R1165	0.74	1
	20	203115	S803S-UCB20	2CCS863001R1205	0.74	1
	25	203122	S803S-UCB25	2CCS863001R1255	0.74	1
	32	203139	S803S-UCB32	2CCS863001R1325	0.74	1
40	203146	S803S-UCB40	2CCS863001R1405	0.74	1	
50	203153	S803S-UCB50	2CCS863001R1505	0.74	1	
63	203160	S803S-UCB63	2CCS863001R1635	0.74	1	
80	203177	S803S-UCB80	2CCS863001R1805	0.74	1	
100	203184	S803S-UCB100	2CCS863001R1825	0.74	1	
125	523381	S803S-UCB125	2CCG001898R0001	0.765	1	
4	0.5	500955	S804S-UCB0,5	2CCF020029R0001	0.98	1
	1	500962	S804S-UCB1	2CCF020030R0001	0.98	1
	1.6	500979	S804S-UCB1,6	2CCF020031R0001	0.98	1
	2	500986	S804S-UCB2	2CCF020032R0001	0.98	1
	2.5	500993	S804S-UCB2,5	2CCF020033R0001	0.98	1
	3	501006	S804S-UCB3	2CCF020034R0001	0.98	1
	4	501013	S804S-UCB4	2CCF020035R0001	0.98	1
	5	502775	S804S-UCB5	2CCF030046R0001	0.98	1
	6	502782	S804S-UCB6	2CCF030047R0001	0.98	1
	8	502904	S804S-UCB8	2CCF030059R0001	0.98	1
	10	203207	S804S-UCB10	2CCS864001R1105	0.98	1
	13	203214	S804S-UCB13	2CCS864001R1135	0.98	1
	16	203221	S804S-UCB16	2CCS864001R1165	0.98	1
	20	203238	S804S-UCB20	2CCS864001R1205	0.98	1
	25	203245	S804S-UCB25	2CCS864001R1255	0.98	1
	32	203252	S804S-UCB32	2CCS864001R1325	0.98	1
40	203269	S804S-UCB40	2CCS864001R1405	0.98	1	
50	203276	S804S-UCB50	2CCS864001R1505	0.98	1	
63	203283	S804S-UCB63	2CCS864001R1635	0.98	1	
80	203290	S804S-UCB80	2CCS864001R1805	0.98	1	
100	203306	S804S-UCB100	2CCS864001R1825	0.98	1	
125	523428	S804S-UCB125	2CCG001902R0001	1.005	1	

*For DC applications

High performance MCBs

S800S series DC range with ring terminal connection, UC-B characteristic

S800S-UCB characteristic

Function: protection and control of the circuits against overloads and short-circuits when a high breaking capacity is required; protection for people and big length cables in TN and IT systems; very useful when selectivity is needed vs an MCCB or back-up vs other MCBs wired downstream; version dedicated to application in direct current circuits.

Applications: commercial and industrial.

Standard: IEC/EN 60947-2

Icu=50 kA



S801S




S802S


Number of poles	Rated current In A	Bbn 7612271 EAN	Order details		Price 1 piece	Weight 1 piece kg	Pack unit pc.
			Type code	Order code			
1	10	210359	S801S-UCB10-R	2CCS861002R1105		0.245	1
	13	210366	S801S-UCB13-R	2CCS861002R1135		0.245	1
	16	210373	S801S-UCB16-R	2CCS861002R1165		0.245	1
	20	210380	S801S-UCB20-R	2CCS861002R1205		0.245	1
	25	210397	S801S-UCB25-R	2CCS861002R1255		0.245	1
	32	210403	S801S-UCB32-R	2CCS861002R1325		0.245	1
	40	208424	S801S-UCB40-R	2CCS861002R1405		0.245	1
	50	208431	S801S-UCB50-R	2CCS861002R1505		0.245	1
	63	208448	S801S-UCB63-R	2CCS861002R1635		0.245	1
	80	208455	S801S-UCB80-R	2CCS861002R1805		0.245	1
	100	208462	S801S-UCB100-R	2CCS861002R1825		0.245	1
	125	208479	S801S-UCB125-R	2CCS861002R1845		0.245	1
2	10	210410	S802S-UCB10-R	2CCS862002R1105		0.49	1
	13	210427	S802S-UCB13-R	2CCS862002R1135		0.49	1
	16	210434	S802S-UCB16-R	2CCS862002R1165		0.49	1
	20	210441	S802S-UCB20-R	2CCS862002R1205		0.49	1
	25	210458	S802S-UCB25-R	2CCS862002R1255		0.49	1
	32	210465	S802S-UCB32-R	2CCS862002R1325		0.49	1
	40	208486	S802S-UCB40-R	2CCS862002R1405		0.49	1
	50	208493	S802S-UCB50-R	2CCS862002R1505		0.49	1
	63	208509	S802S-UCB63-R	2CCS862002R1635		0.49	1
	80	208516	S802S-UCB80-R	2CCS862002R1805		0.49	1
	100	208523	S802S-UCB100-R	2CCS862002R1825		0.49	1
	125	523367	S802S-UCB125-R	2CCG001896R0001		0.515	1

High performance MCBs

S800S series DC range with ring terminal connection, UC-B characteristic



S803S



S804S

Number of poles	Rated current In A	Bbn 7612271 EAN	Order details		Price 1 piece	Weight 1 piece kg	Pack unit pc.
			Type code	Order code			
3	10	210472	S803S-UCB10-R	2CCS863002R1105		0.735	1
	13	210489	S803S-UCB13-R	2CCS863002R1135		0.735	1
	16	210496	S803S-UCB16-R	2CCS863002R1165		0.735	1
	20	210502	S803S-UCB20-R	2CCS863002R1205		0.735	1
	25	210519	S803S-UCB25-R	2CCS863002R1255		0.735	1
	32	210526	S803S-UCB32-R	2CCS863002R1325		0.735	1
	40	208547	S803S-UCB40-R	2CCS863002R1405		0.735	1
	50	208554	S803S-UCB50-R	2CCS863002R1505		0.735	1
	63	208561	S803S-UCB63-R	2CCS863002R1635		0.735	1
	80	208578	S803S-UCB80-R	2CCS863002R1805		0.735	1
	100	208585	S803S-UCB100-R	2CCS863002R1825		0.735	1
	125	523404	S803S-UCB125-R	2CCG001900R0001		0.76	1
4	10	210533	S804S-UCB10-R	2CCS864002R1105		0.98	1
	13	210540	S804S-UCB13-R	2CCS864002R1135		0.98	1
	16	210557	S804S-UCB16-R	2CCS864002R1165		0.98	1
	20	210564	S804S-UCB20-R	2CCS864002R1205		0.98	1
	25	210571	S804S-UCB25-R	2CCS864002R1255		0.98	1
	32	210588	S804S-UCB32-R	2CCS864002R1325		0.98	1
	40	208608	S804S-UCB40-R	2CCS864002R1405		0.98	1
	50	208615	S804S-UCB50-R	2CCS864002R1505		0.98	1
	63	208622	S804S-UCB63-R	2CCS864002R1635		0.98	1
	80	208639	S804S-UCB80-R	2CCS864002R1805		0.98	1
	100	208646	S804S-UCB100-R	2CCS864002R1825		0.98	1
	125	523442	S804S-UCB125-R	2CCG001904R0001		1.005	1

High performance MCBs

S800S series DC range with cage terminal, UC-K characteristic

S800S-UCK characteristic

Function: protection and control of the circuits like motors, transformer and auxiliary circuits, against overloads and short-circuits when a high breaking capacity is required; very useful when selectivity is needed vs an MCCB or back-up vs other MCBs wired downstream; version dedicated to application in direct current circuits.

Advantages: no nuisance tripping in the case of functional peak currents up to $10 \times I_n$, depending on the series; through its highly sensitive thermostatic bimetal trip, the K-type characteristic offers protection to damageable elements in the overcurrent range; it also provides the best protection to cables and lines.


Applications: commercial and industrial.

Standard: IEC/EN 60947-2

Icu=50 kA



S801S



S802S

Number of poles	Rated current [A]	GTIN EAN 7612271	Order details		Weight [kg]	Pack. unit
			Type Code	Order code		
1	0.5	500450	S801S-UCK0,5	2CCF019979R0001	0.25	1
	1	500467	S801S-UCK1	2CCF019980R0001	0.25	1
	1.6	500474	S801S-UCK1,6	2CCF019981R0001	0.25	1
	2	500481	S801S-UCK2	2CCF019982R0001	0.25	1
	2.5	500498	S801S-UCK2,5	2CCF019983R0001	0.25	1
	3	500504	S801S-UCK3	2CCF019984R0001	0.25	1
	4	500511	S801S-UCK4	2CCF019985R0001	0.25	1
	5	500528	S801S-UCK5	2CCF019986R0001	0.25	1
	6	500535	S801S-UCK6	2CCF019987R0001	0.25	1
	8	500542	S801S-UCK8	2CCF019988R0001	0.25	1
	10	203320	S801S-UCK10	2CCS861001R1427	0.24	1
	13	203337	S801S-UCK13	2CCS861001R1447	0.24	1
	16	203344	S801S-UCK16	2CCS861001R1467	0.24	1
	20	203351	S801S-UCK20	2CCS861001R1487	0.24	1
	25	203368	S801S-UCK25	2CCS861001R1517	0.24	1
	32	203375	S801S-UCK32	2CCS861001R1537	0.24	1
	40	203382	S801S-UCK40	2CCS861001R1557	0.24	1
50	203399	S801S-UCK50	2CCS861001R1577	0.24	1	
63	203405	S801S-UCK63	2CCS861001R1597	0.24	1	
80	203412	S801S-UCK80	2CCS861001R1627	0.24	1	
100	203429	S801S-UCK100	2CCS861001R1637	0.24	1	
125	203436	S801S-UCK125	2CCS861001R1647	0.24	1	
2	0.5	500658	S802S-UCK0,5	2CCF019999R0001	0.49	1
	1	502652	S802S-UCK1	2CCF030034R0001	0.49	1
	1.6	502669	S802S-UCK1,6	2CCF030035R0001	0.49	1
	2	502843	S802S-UCK2	2CCF030053R0001	0.49	1
	2.5	502676	S802S-UCK2,5	2CCF030036R0001	0.49	1
	3	502683	S802S-UCK3	2CCF030037R0001	0.49	1
	4	502850	S802S-UCK4	2CCF030054R0001	0.49	1
	5	502690	S802S-UCK5	2CCF030038R0001	0.49	1
	6	502706	S802S-UCK6	2CCF030039R0001	0.49	1
	8	502867	S802S-UCK8	2CCF030055R0001	0.49	1
	10	203443	S802S-UCK10	2CCS862001R1427	0.49	1
	13	203450	S802S-UCK13	2CCS862001R1447	0.49	1
	16	203467	S802S-UCK16	2CCS862001R1467	0.49	1
	20	203474	S802S-UCK20	2CCS862001R1487	0.49	1
	25	203481	S802S-UCK25	2CCS862001R1517	0.49	1
	32	203498	S802S-UCK32	2CCS862001R1537	0.49	1
	40	203504	S802S-UCK40	2CCS862001R1557	0.49	1
50	203511	S802S-UCK50	2CCS862001R1577	0.49	1	
63	203528	S802S-UCK63	2CCS862001R1597	0.49	1	
80	203535	S802S-UCK80	2CCS862001R1627	0.49	1	
100	203542	S802S-UCK100	2CCS862001R1637	0.49	1	
125	523336	S802S-UCK125	2CCG001893R0001	0.515	1	


*For DC applications

High performance MCBs

S800S series DC range with cage terminal, UC-K characteristic



S803S



S804S

Number of poles	Rated current [A]	GTIN EAN 7612271	Order details		Weight [kg]	Pack. unit
			Type Code	Order code		
3	0.5	500856	S803S-UCK0,5	2CCF020019R0001	0.74	1
	1	500863	S803S-UCK1	2CCF020020R0001	0.74	1
	1.6	500870	S803S-UCK1,6	2CCF020021R0001	0.74	1
	2	500887	S803S-UCK2	2CCF020022R0001	0.74	1
	2.5	500894	S803S-UCK2,5	2CCF020023R0001	0.74	1
	3	500900	S803S-UCK3	2CCF020024R0001	0.74	1
	4	500917	S803S-UCK4	2CCF020025R0001	0.74	1
	5	500924	S803S-UCK5	2CCF020026R0001	0.74	1
	6	500931	S803S-UCK6	2CCF020027R0001	0.74	1
	8	500948	S803S-UCK8	2CCF020028R0001	0.74	1
	10	203566	S803S-UCK10	2CCS863001R1427	0.74	1
	13	203573	S803S-UCK13	2CCS863001R1447	0.74	1
	16	203580	S803S-UCK16	2CCS863001R1467	0.74	1
	20	203597	S803S-UCK20	2CCS863001R1487	0.74	1
	25	203603	S803S-UCK25	2CCS863001R1517	0.74	1
	32	203610	S803S-UCK32	2CCS863001R1537	0.74	1
40	203627	S803S-UCK40	2CCS863001R1557	0.74	1	
50	203634	S803S-UCK50	2CCS863001R1577	0.74	1	
63	203641	S803S-UCK63	2CCS863001R1597	0.74	1	
80	203658	S803S-UCK80	2CCS863001R1627	0.74	1	
100	203665	S803S-UCK100	2CCS863001R1637	0.74	1	
125	523374	S803S-UCK125	2CCG001897R0001	0.765	1	
4	0.5	502799	S804S-UCK0,5	2CCF030048R0001	0.98	1
	1	502805	S804S-UCK1	2CCF030049R0001	0.98	1
	1.6	502911	S804S-UCK1,6	2CCF030060R0001	0.98	1
	2	502812	S804S-UCK2	2CCF030050R0001	0.98	1
	2.5	502829	S804S-UCK2,5	2CCF030051R0001	0.98	1
	3	502928	S804S-UCK3	2CCF030061R0001	0.98	1
	4	502836	S804S-UCK4	2CCF030052R0001	0.98	1
	5	502416	S804S-UCK5	2CCF030020R0001	0.98	1
	6	502607	S804S-UCK6	2CCF030029R0001	0.98	1
	8	501143	S804S-UCK8	2CCF020048R0001	0.98	1
	10	203689	S804S-UCK10	2CCS864001R1427	0.98	1
	13	203696	S804S-UCK13	2CCS864001R1447	0.98	1
	16	203702	S804S-UCK16	2CCS864001R1467	0.98	1
	20	203719	S804S-UCK20	2CCS864001R1487	0.98	1
	25	203726	S804S-UCK25	2CCS864001R1517	0.98	1
	32	203733	S804S-UCK32	2CCS864001R1537	0.98	1
40	203740	S804S-UCK40	2CCS864001R1557	0.98	1	
50	203757	S804S-UCK50	2CCS864001R1577	0.98	1	
63	203764	S804S-UCK63	2CCS864001R1597	0.98	1	
80	203771	S804S-UCK80	2CCS864001R1627	0.98	1	
100	203788	S804S-UCK100	2CCS864001R1637	0.98	1	
125	523411	S804S-UCK125	2CCG001901R0001	1.005	1	

*For DC applications

High performance MCBs

S800S series DC range with ring terminal connection, UC-K characteristic

S800S-UCK characteristic

Function: protection and control of the circuits like motors, transformer and auxiliary circuits, against overloads and short-circuits when a high breaking capacity is required; very useful when selectivity is needed vs an MCCB or back-up vs other MCBs wired downstream; version dedicated to application in direct current circuits.

Advantages: no nuisance tripping in the case of functional peak currents up to $10 \times I_n$, depending on the series; through its highly sensitive thermostatic bimetal trip, the K-type characteristic offers protection to damageable elements in the overcurrent range; it also provides the best protection to cables and lines.

Applications: commercial and industrial.

Standard: IEC/EN 60947-2

Icu=50 kA



S801S



S802S


Number of poles	Rated current In A	Bbn 7612271 EAN	Order details		Price 1 piece	Weight 1 piece kg	Pack unit pc.
			Type code	Order code			
1	10	210595	S801S-UCK10-R	2CCS861002R1427		0.245	1
	13	210601	S801S-UCK13-R	2CCS861002R1447		0.245	1
	16	210618	S801S-UCK16-R	2CCS861002R1467		0.245	1
	20	210625	S801S-UCK20-R	2CCS861002R1487		0.245	1
	25	210632	S801S-UCK25-R	2CCS861002R1517		0.245	1
	32	210649	S801S-UCK32-R	2CCS861002R1537		0.245	1
	40	208660	S801S-UCK40-R	2CCS861002R1557		0.245	1
	50	208677	S801S-UCK50-R	2CCS861002R1577		0.245	1
	63	208684	S801S-UCK63-R	2CCS861002R1597		0.245	1
	80	208691	S801S-UCK80-R	2CCS861002R1627		0.245	1
	100	208707	S801S-UCK100-R	2CCS861002R1637		0.245	1
	125	208714	S801S-UCK125-R	2CCS861002R1647		0.245	1
2	10	210656	S802S-UCK10-R	2CCS862002R1427		0.490	1
	13	210663	S802S-UCK13-R	2CCS862002R1447		0.490	1
	16	210670	S802S-UCK16-R	2CCS862002R1467		0.490	1
	20	210687	S802S-UCK20-R	2CCS862002R1487		0.490	1
	25	210694	S802S-UCK25-R	2CCS862002R1517		0.490	1
	32	210700	S802S-UCK32-R	2CCS862002R1537		0.490	1
	40	208721	S802S-UCK40-R	2CCS862002R1557		0.490	1
	50	208738	S802S-UCK50-R	2CCS862002R1577		0.490	1
	63	208745	S802S-UCK63-R	2CCS862002R1597		0.490	1
	80	208752	S802S-UCK80-R	2CCS862002R1627		0.490	1
	100	208769	S802S-UCK100-R	2CCS862002R1637		0.490	1
	125	523350	S802S-UCK125-R	2CCG001895R0001		0.515	1

High performance MCBs

S800S series DC range with ring terminal connection, UC-K characteristic



S803S



S804S

Number of poles	Rated current In A	Bbn 7612271 EAN	Order details		Price 1 piece	Weight 1 piece kg	Pack unit pc.
			Type code	Order code			
3	10	210717	S803S-UCK10-R	2CCS863002R1427		0.735	1
	13	210724	S803S-UCK13-R	2CCS863002R1447		0.735	1
	16	210731	S803S-UCK16-R	2CCS863002R1467		0.735	1
	20	210748	S803S-UCK20-R	2CCS863002R1487		0.735	1
	25	210755	S803S-UCK25-R	2CCS863002R1517		0.735	1
	32	210762	S803S-UCK32-R	2CCS863002R1537		0.735	1
	40	208783	S803S-UCK40-R	2CCS863002R1557		0.735	1
	50	208790	S803S-UCK50-R	2CCS863002R1577		0.735	1
	63	208806	S803S-UCK63-R	2CCS863002R1597		0.735	1
	80	208813	S803S-UCK80-R	2CCS863002R1627		0.735	1
	100	208820	S803S-UCK100-R	2CCS863002R1637		0.735	1
	125	523398	S803S-UCK125-R	2CCG001899R0001		0.76	1
4	10	210779	S804S-UCK10-R	2CCS864002R1427		0.98	1
	13	210786	S804S-UCK13-R	2CCS864002R1447		0.98	1
	16	210793	S804S-UCK16-R	2CCS864002R1467		0.98	1
	20	210809	S804S-UCK20-R	2CCS864002R1487		0.98	1
	25	210816	S804S-UCK25-R	2CCS864002R1517		0.98	1
	32	210823	S804S-UCK32-R	2CCS864002R1537		0.98	1
	40	208844	S804S-UCK40-R	2CCS864002R1557		0.98	1
	50	208851	S804S-UCK50-R	2CCS864002R1577		0.98	1
	63	208868	S804S-UCK63-R	2CCS864002R1597		0.98	1
	80	208875	S804S-UCK80-R	2CCS864002R1627		0.98	1
	100	208882	S804S-UCK100-R	2CCS864002R1637		0.98	1
	125	523435	S804S-UCK125-R	2CCG001903R0001		1.005	1

High performance MCBs

S800N series with cage terminal, B characteristic

S800N-B characteristic

Function: protection and control of the circuits against overloads and short-circuits when a high breaking capacity is required; protection for people and big length cables in TN and IT systems; very useful when selectivity is needed vs an MCCB or back-up vs other MCBs wired downstream.

Applications: commercial and industrial.

Standard: IEC/EN 60898, IEC/EN 60947-2

I_{cn}=20 kA (10 ... 80 A)

I_{cu}=36 kA



S801N



S802N


Number of poles	Rated current [A]	GTIN EAN 7612271	Order details		Weight [kg]	Pack. unit
			Type Code	Order code		
1	6	408428	S801N-B6	2CCS891001R0065	0.24	1
	8	411640	S801N-B8	2CCS891001R0085	0.24	1
	10	203801	S801N-B10	2CCS891001R0105	0.24	1
	13	203818	S801N-B13	2CCS891001R0135	0.24	1
	16	203825	S801N-B16	2CCS891001R0165	0.24	1
	20	203832	S801N-B20	2CCS891001R0205	0.24	1
	25	203849	S801N-B25	2CCS891001R0255	0.24	1
	32	203856	S801N-B32	2CCS891001R0325	0.24	1
	40	203863	S801N-B40	2CCS891001R0405	0.24	1
	50	203870	S801N-B50	2CCS891001R0505	0.24	1
	63	203887	S801N-B63	2CCS891001R0635	0.24	1
	2	6	408435	S802N-B6	2CCS892001R0065	0.48
8		411657	S802N-B8	2CCS892001R0085	0.48	1
10		203924	S802N-B10	2CCS892001R0105	0.48	1
13		203931	S802N-B13	2CCS892001R0135	0.48	1
16		203948	S802N-B16	2CCS892001R0165	0.48	1
20		203955	S802N-B20	2CCS892001R0205	0.48	1
25		203962	S802N-B25	2CCS892001R0255	0.48	1
32		203979	S802N-B32	2CCS892001R0325	0.48	1
40		203986	S802N-B40	2CCS892001R0405	0.48	1
50		203993	S802N-B50	2CCS892001R0505	0.48	1
63		204006	S802N-B63	2CCS892001R0635	0.48	1

High performance MCBs

S800N series with cage terminal, B characteristic



S803N



S804N

Number of poles	Rated current [A]	GTIN EAN 7612271	Order details		Weight [kg]	Pack. unit
			Type Code	Order code		
3	6	408442	S803N-B6	2CCS893001R0065	0.72	1
	8	411664	S803N-B8	2CCS893001R0085	0.72	1
	10	204044	S803N-B10	2CCS893001R0105	0.72	1
	13	204051	S803N-B13	2CCS893001R0135	0.72	1
	16	204068	S803N-B16	2CCS893001R0165	0.72	1
	20	204075	S803N-B20	2CCS893001R0205	0.72	1
	25	204082	S803N-B25	2CCS893001R0255	0.72	1
	32	204099	S803N-B32	2CCS893001R0325	0.72	1
	40	204105	S803N-B40	2CCS893001R0405	0.72	1
	50	204112	S803N-B50	2CCS893001R0505	0.72	1
	63	204129	S803N-B63	2CCS893001R0635	0.72	1
4	6	408459	S804N-B6	2CCS894001R0065	0.96	1
	8	411671	S804N-B8	2CCS894001R0085	0.96	1
	10	204167	S804N-B10	2CCS894001R0105	0.96	1
	13	204174	S804N-B13	2CCS894001R0135	0.96	1
	16	204181	S804N-B16	2CCS894001R0165	0.96	1
	20	204198	S804N-B20	2CCS894001R0205	0.96	1
	25	204204	S804N-B25	2CCS894001R0255	0.96	1
	32	204211	S804N-B32	2CCS894001R0325	0.96	1
	40	204228	S804N-B40	2CCS894001R0405	0.96	1
	50	204235	S804N-B50	2CCS894001R0505	0.96	1
	63	204242	S804N-B63	2CCS894001R0635	0.96	1

High performance MCBs

S800N series with cage terminal, C characteristic

S800N-C characteristic

Function: protection and control of the circuits against overloads and short-circuits when a high breaking capacity is required; protection for resistive and inductive loads with low in-rush current; very useful when selectivity is needed vs an MCCB or back-up vs other MCBs wired downstream.

Applications: commercial and industrial.

Standard: IEC/EN 60898, IEC/EN 60947-2

I_{cn}=20 kA (10 ... 80 A)

I_{cu}=36 kA



S801N



S802N


Number of poles	Rated current [A]	GTIN EAN 7612271	Order details		Weight [kg]	Pack. unit
			Type Code	Order code		
1	6	408466	S801N-C6	2CCS891001R0064	0.24	1
	8	411688	S801N-C8	2CCS891001R0084	0.24	1
	10	204280	S801N-C10	2CCS891001R0104	0.24	1
	13	204297	S801N-C13	2CCS891001R0134	0.24	1
	16	204303	S801N-C16	2CCS891001R0164	0.24	1
	20	204310	S801N-C20	2CCS891001R0204	0.24	1
	25	204327	S801N-C25	2CCS891001R0254	0.24	1
	32	204334	S801N-C32	2CCS891001R0324	0.24	1
	40	204341	S801N-C40	2CCS891001R0404	0.24	1
	50	204358	S801N-C50	2CCS891001R0504	0.24	1
	63	204365	S801N-C63	2CCS891001R0634	0.24	1
	2	6	408473	S802N-C6	2CCS892001R0064	0.48
8		411695	S802N-C8	2CCS892001R0084	0.48	1
10		204402	S802N-C10	2CCS892001R0104	0.48	1
13		204419	S802N-C13	2CCS892001R0134	0.48	1
16		204426	S802N-C16	2CCS892001R0164	0.48	1
20		204433	S802N-C20	2CCS892001R0204	0.48	1
25		204440	S802N-C25	2CCS892001R0254	0.48	1
32		204457	S802N-C32	2CCS892001R0324	0.48	1
40		204464	S802N-C40	2CCS892001R0404	0.48	1
50		204471	S802N-C50	2CCS892001R0504	0.48	1
63		204488	S802N-C63	2CCS892001R0634	0.48	1

High performance MCBs

S800N series with cage terminal, C characteristic



S803N



S804N

Number of poles	Rated current [A]	GTIN EAN 7612271	Order details		Weight [kg]	Pack. unit
			Type Code	Order code		
3	6	408480	S803N-C6	2CCS893001R0064	0.72	1
	8	411701	S803N-C8	2CCS893001R0084	0.72	1
	10	204525	S803N-C10	2CCS893001R0104	0.72	1
	13	204532	S803N-C13	2CCS893001R0134	0.72	1
	16	204549	S803N-C16	2CCS893001R0164	0.72	1
	20	204556	S803N-C20	2CCS893001R0204	0.72	1
	25	204563	S803N-C25	2CCS893001R0254	0.72	1
	32	204570	S803N-C32	2CCS893001R0324	0.72	1
	40	204587	S803N-C40	2CCS893001R0404	0.72	1
	50	204594	S803N-C50	2CCS893001R0504	0.72	1
	63	204600	S803N-C63	2CCS893001R0634	0.72	1
4	6	408497	S804N-C6	2CCS894001R0064	0.96	1
	8	411718	S804N-C8	2CCS894001R0084	0.96	1
	10	204648	S804N-C10	2CCS894001R0104	0.96	1
	13	204655	S804N-C13	2CCS894001R0134	0.96	1
	16	204662	S804N-C16	2CCS894001R0164	0.96	1
	20	204679	S804N-C20	2CCS894001R0204	0.96	1
	25	204686	S804N-C25	2CCS894001R0254	0.96	1
	32	204693	S804N-C32	2CCS894001R0324	0.96	1
	40	204709	S804N-C40	2CCS894001R0404	0.96	1
	50	204716	S804N-C50	2CCS894001R0504	0.96	1
	63	204723	S804N-C63	2CCS894001R0634	0.96	1

High performance MCBs

S800N series with cage terminal, D characteristic

S800N-D characteristic

Function: protection and control of the circuits against overloads and short-circuits when a high breaking capacity is required; protection for circuits which supply loads with high in-rush current at the circuit closing (motors, LV / LV transformers, breakdown lamps); very useful when selectivity is needed vs an MCCB or back-up vs other MCBs wired downstream.

Applications: commercial and industrial.

Standard: IEC/EN 60898, IEC/EN 60947-2

I_{cn}=20 kA (10 ... 80 A)


I_{cu}=36 kA



S801N



S802N




S803N

Number of poles	Rated current [A]	GTIN EAN 7612271	Order details		Weight [kg]	Pack. unit
			Type Code	Order code		
1	6	408503	S801N-D6	2CCS891001R0061	0.24	1
	8	411725	S801N-D8	2CCS891001R0081	0.24	1
	10	204761	S801N-D10	2CCS891001R0101	0.24	1
	13	204778	S801N-D13	2CCS891001R0131	0.24	1
	16	204785	S801N-D16	2CCS891001R0161	0.24	1
	20	204792	S801N-D20	2CCS891001R0201	0.24	1
	25	204808	S801N-D25	2CCS891001R0251	0.24	1
	32	204815	S801N-D32	2CCS891001R0321	0.24	1
	40	204822	S801N-D40	2CCS891001R0401	0.24	1
	50	204839	S801N-D50	2CCS891001R0501	0.24	1
	63	204846	S801N-D63	2CCS891001R0631	0.24	1
2	6	408510	S802N-D6	2CCS892001R0061	0.49	1
	8	411732	S802N-D8	2CCS892001R0081	0.49	1
	10	204884	S802N-D10	2CCS892001R0101	0.49	1
	13	204891	S802N-D13	2CCS892001R0131	0.49	1
	16	204907	S802N-D16	2CCS892001R0161	0.49	1
	20	204914	S802N-D20	2CCS892001R0201	0.49	1
	25	204921	S802N-D25	2CCS892001R0251	0.49	1
	32	204938	S802N-D32	2CCS892001R0321	0.49	1
	40	204945	S802N-D40	2CCS892001R0401	0.49	1
	50	204952	S802N-D50	2CCS892001R0501	0.49	1
	63	204969	S802N-D63	2CCS892001R0631	0.49	1
3	6	408527	S803N-D6	2CCS893001R0061	0.74	1
	8	411749	S803N-D8	2CCS893001R0081	0.74	1
	10	205003	S803N-D10	2CCS893001R0101	0.74	1
	13	205010	S803N-D13	2CCS893001R0131	0.74	1
	16	205027	S803N-D16	2CCS893001R0161	0.74	1
	20	205034	S803N-D20	2CCS893001R0201	0.74	1
	25	205041	S803N-D25	2CCS893001R0251	0.74	1
	32	205058	S803N-D32	2CCS893001R0321	0.74	1
	40	205065	S803N-D40	2CCS893001R0401	0.74	1
	50	205072	S803N-D50	2CCS893001R0501	0.74	1
	63	205089	S803N-D63	2CCS893001R0631	0.74	1

High performance MCBs

S800N series with cage terminal, D characteristic



S804N

Number of poles	Rated current [A]	GTIN EAN 7612271	Order details		Weight [kg]	Pack. unit
			Type Code	Order code		
4	6	408534	S804N-D6	2CCS894001R0061	0.98	1
	8	411756	S804N-D8	2CCS894001R0081	0.98	1
	10	205126	S804N-D10	2CCS894001R0101	0.98	1
	13	205133	S804N-D13	2CCS894001R0131	0.98	1
	16	205140	S804N-D16	2CCS894001R0161	0.98	1
	20	205157	S804N-D20	2CCS894001R0201	0.98	1
	25	205164	S804N-D25	2CCS894001R0251	0.98	1
	32	205171	S804N-D32	2CCS894001R0321	0.98	1
	40	205188	S804N-D40	2CCS894001R0401	0.98	1
	50	205195	S804N-D50	2CCS894001R0501	0.98	1
	63	205201	S804N-D63	2CCS894001R0631	0.98	1

High performance MCBs

S800C series with cage terminal, B characteristic

S800C-B characteristic

Function: protection and control of the circuits against overloads and short-circuits when a high breaking capacity is required; protection for people and big length cables in TN and IT systems; very useful when selectivity is needed vs an MCCB or back-up vs other MCBs wired downstream.

Applications: commercial and industrial.


Standard: IEC/EN 60947-2, IEC/EN 60898, UL 1077, supplementary protector

I_{cn}=15 kA


I_{cu}=25 kA




S801C



S802C



S803C



S804C

Number of poles	Rated current [A]	GTIN EAN 76122712	Order details		Weight [kg]	Pack. unit
			Type Code	Order code		
1	10	12087	S801C-B10	2CCS881001R0105	0.25	1
	13	12247	S801C-B13	2CCS881001R0135	0.25	1
	16	12407	S801C-B16	2CCS881001R0165	0.25	1
	20	12568	S801C-B20	2CCS881001R0205	0.25	1
	25	12728	S801C-B25	2CCS881001R0255	0.25	1
	32	12889	S801C-B32	2CCS881001R0325	0.25	1
	40	13046	S801C-B40	2CCS881001R0405	0.25	1
	50	13206	S801C-B50	2CCS881001R0505	0.25	1
2	63	13367	S801C-B63	2CCS881001R0635	0.25	1
	10	12094	S802C-B10	2CCS882001R0105	0.49	1
	13	12254	S802C-B13	2CCS882001R0135	0.49	1
	16	12414	S802C-B16	2CCS882001R0165	0.49	1
	20	12575	S802C-B20	2CCS882001R0205	0.49	1
	25	12735	S802C-B25	2CCS882001R0255	0.49	1
	32	12896	S802C-B32	2CCS882001R0325	0.49	1
	40	13053	S802C-B40	2CCS882001R0405	0.49	1
3	50	13213	S802C-B50	2CCS882001R0505	0.49	1
	63	13374	S802C-B63	2CCS882001R0635	0.49	1
	10	12100	S803C-B10	2CCS883001R0105	0.74	1
	13	12261	S803C-B13	2CCS883001R0135	0.74	1
	16	12421	S803C-B16	2CCS883001R0165	0.74	1
	20	12582	S803C-B20	2CCS883001R0205	0.74	1
	25	12742	S803C-B25	2CCS883001R0255	0.74	1
	32	12902	S803C-B32	2CCS883001R0325	0.74	1
4	40	13060	S803C-B40	2CCS883001R0405	0.74	1
	50	13220	S803C-B50	2CCS883001R0505	0.74	1
	63	13381	S803C-B63	2CCS883001R0635	0.74	1
	10	12117	S804C-B10	2CCS884001R0105	0.98	1
	13	12278	S804C-B13	2CCS884001R0135	0.98	1
	16	12438	S804C-B16	2CCS884001R0165	0.98	1
	20	12599	S804C-B20	2CCS884001R0205	0.98	1
	25	12759	S804C-B25	2CCS884001R0255	0.98	1
	32	12919	S804C-B32	2CCS884001R0325	0.98	1
	40	13077	S804C-B40	2CCS884001R0405	0.98	1
	50	13237	S804C-B50	2CCS884001R0505	0.98	1
	63	13398	S804C-B63	2CCS884001R0635	0.98	1

High performance MCBs

S800C series with cage terminal, C characteristic

S800C-C characteristic

Function: protection and control of the circuits against overloads and short-circuits when a high breaking capacity is required; protection for people and big length cables in TN and IT systems; very useful when selectivity is needed vs an MCCB or back-up vs other MCBs wired downstream.

Applications: commercial and industrial.

Standard: IEC/EN 60947-2, IEC/EN 60898, UL 1077, supplementary protector

Icn=15 kA


Icu=25 kA




S801C



S802C



S803C



S804C

Number of poles	Rated current [A]	GTIN EAN 76122712	Order details		Weight [kg]	Pack. unit
			Type Code	Order code		
1	10	12124	S801C-C10	2CCS881001R0104	0.25	1
	13	12285	S801C-C13	2CCS881001R0134	0.25	1
	16	12445	S801C-C16	2CCS881001R0164	0.25	1
	20	12605	S801C-C20	2CCS881001R0204	0.25	1
	25	12766	S801C-C25	2CCS881001R0254	0.25	1
	32	12926	S801C-C32	2CCS881001R0324	0.25	1
	40	13084	S801C-C40	2CCS881001R0404	0.25	1
	50	13244	S801C-C50	2CCS881001R0504	0.25	1
2	63	13404	S801C-C63	2CCS881001R0634	0.25	1
	10	12131	S802C-C10	2CCS882001R0104	0.49	1
	13	12292	S802C-C13	2CCS882001R0134	0.49	1
	16	12452	S802C-C16	2CCS882001R0164	0.49	1
	20	12612	S802C-C20	2CCS882001R0204	0.49	1
	25	12773	S802C-C25	2CCS882001R0254	0.49	1
	32	12933	S802C-C32	2CCS882001R0324	0.49	1
	40	13091	S802C-C40	2CCS882001R0404	0.49	1
3	50	13251	S802C-C50	2CCS882001R0504	0.49	1
	63	13411	S802C-C63	2CCS882001R0634	0.49	1
	10	12148	S803C-C10	2CCS883001R0104	0.74	1
	13	12308	S803C-C13	2CCS883001R0134	0.74	1
	16	12469	S803C-C16	2CCS883001R0164	0.74	1
	20	12629	S803C-C20	2CCS883001R0204	0.74	1
	25	12780	S803C-C25	2CCS883001R0254	0.74	1
	32	12940	S803C-C32	2CCS883001R0324	0.74	1
4	40	13107	S803C-C40	2CCS883001R0404	0.74	1
	50	13268	S803C-C50	2CCS883001R0504	0.74	1
	63	13428	S803C-C63	2CCS883001R0634	0.74	1
	10	12155	S804C-C10	2CCS884001R0104	0.98	1
	13	12315	S804C-C13	2CCS884001R0134	0.98	1
	16	12476	S804C-C16	2CCS884001R0164	0.98	1
	20	12636	S804C-C20	2CCS884001R0204	0.98	1
	25	12797	S804C-C25	2CCS884001R0254	0.98	1
	32	12957	S804C-C32	2CCS884001R0324	0.98	1
	40	13114	S804C-C40	2CCS884001R0404	0.98	1
	50	13275	S804C-C50	2CCS884001R0504	0.98	1
	63	13435	S804C-C63	2CCS884001R0634	0.98	1

High performance MCBs

S800C series with cage terminal, D characteristic

S800C-D characteristic

Function: protection and control of the circuits against overloads and short-circuits when a high breaking capacity is required; protection for people and big length cables in TN and IT systems; very useful when selectivity is needed vs an MCCB or back-up vs other MCBs wired downstream.

Applications: commercial and industrial.


Standard: IEC/EN 60947-2, IEC/EN 60898, UL 1077, supplementary protector

I_{cn}=15kA

I_{cu}=25 kA




S801C



S802C



S803C



S804C

Number of poles	Rated current [A]	GTIN EAN 76122712	Order details		Weight [kg]	Pack. unit
			Type Code	Order code		
1	10	12162	S801C-D10	2CCS881001R0101	0.25	1
	13	12322	S801C-D13	2CCS881001R0131	0.25	1
	16	12483	S801C-D16	2CCS881001R0161	0.25	1
	20	12643	S801C-D20	2CCS881001R0201	0.25	1
	25	12803	S801C-D25	2CCS881001R0251	0.25	1
	32	12964	S801C-D32	2CCS881001R0321	0.25	1
	40	13121	S801C-D40	2CCS881001R0401	0.25	1
	50	13282	S801C-D50	2CCS881001R0501	0.25	1
2	63	13442	S801C-D63	2CCS881001R0631	0.25	1
	10	12179	S802C-D10	2CCS882001R0101	0.49	1
	13	12339	S802C-D13	2CCS882001R0131	0.49	1
	16	12490	S802C-D16	2CCS882001R0161	0.49	1
	20	12650	S802C-D20	2CCS882001R0201	0.49	1
	25	12810	S802C-D25	2CCS882001R0251	0.49	1
	32	12971	S802C-D32	2CCS882001R0321	0.49	1
	40	13138	S802C-D40	2CCS882001R0401	0.49	1
3	50	13299	S802C-D50	2CCS882001R0501	0.49	1
	63	13459	S802C-D63	2CCS882001R0631	0.49	1
	10	12186	S803C-D10	2CCS883001R0101	0.74	1
	13	12346	S803C-D13	2CCS883001R0131	0.74	1
	16	12506	S803C-D16	2CCS883001R0161	0.74	1
	20	12667	S803C-D20	2CCS883001R0201	0.74	1
	25	12827	S803C-D25	2CCS883001R0251	0.74	1
	32	12988	S803C-D32	2CCS883001R0321	0.74	1
4	40	13145	S803C-D40	2CCS883001R0401	0.74	1
	50	13305	S803C-D50	2CCS883001R0501	0.74	1
	63	13466	S803C-D63	2CCS883001R0631	0.74	1
	10	12193	S804C-D10	2CCS884001R0101	0.98	1
	13	12353	S804C-D13	2CCS884001R0131	0.98	1
	16	12513	S804C-D16	2CCS884001R0161	0.98	1
	20	12674	S804C-D20	2CCS884001R0201	0.98	1
	25	12834	S804C-D25	2CCS884001R0251	0.98	1
	32	12995	S804C-D32	2CCS884001R0321	0.98	1
	40	13152	S804C-D40	2CCS884001R0401	0.98	1
	50	13312	S804C-D50	2CCS884001R0501	0.98	1
	63	13473	S804C-D63	2CCS884001R0631	0.98	1

High performance MCBs

S800C series with cage terminal, K characteristic

S800C-K characteristic

Function: protection and control of the circuits against overloads and short-circuits when a high breaking capacity is required; protection for people and big length cables in TN and IT systems; very useful when selectivity is needed vs an MCCB or back-up vs other MCBs wired downstream.

Applications: commercial and industrial.

Standard: IEC/EN 60947-2, UL 1077, supplementary protector


I_{cu}=25 kA




S801C



S802C



S803C



S804C

Number of poles	Rated current [A]	GTIN EAN 76122712	Order details		Weight [kg]	Pack. unit
			Type Code	Order code		
1	10	12209	S801C-K10	2CCS881001R0427	0.25	1
	13	12360	S801C-K13	2CCS881001R0447	0.25	1
	16	12520	S801C-K16	2CCS881001R0467	0.25	1
	20	12681	S801C-K20	2CCS881001R0487	0.25	1
	25	12841	S801C-K25	2CCS881001R0517	0.25	1
	32	13008	S801C-K32	2CCS881001R0537	0.25	1
	40	13169	S801C-K40	2CCS881001R0557	0.25	1
	50	13329	S801C-K50	2CCS881001R0577	0.25	1
2	63	13480	S801C-K63	2CCS881001R0597	0.25	1
	10	12216	S802C-K10	2CCS882001R0427	0.49	1
	13	12377	S802C-K13	2CCS882001R0447	0.49	1
	16	12537	S802C-K16	2CCS882001R0467	0.49	1
	20	12698	S802C-K20	2CCS882001R0487	0.49	1
	25	12858	S802C-K25	2CCS882001R0517	0.49	1
	32	13015	S802C-K32	2CCS882001R0537	0.49	1
	40	13176	S802C-K40	2CCS882001R0557	0.49	1
3	50	13336	S802C-K50	2CCS882001R0577	0.49	1
	63	13497	S802C-K63	2CCS882001R0597	0.49	1
	10	12223	S803C-K10	2CCS883001R0427	0.74	1
	13	12384	S803C-K13	2CCS883001R0447	0.74	1
	16	12544	S803C-K16	2CCS883001R0467	0.74	1
	20	12704	S803C-K20	2CCS883001R0487	0.74	1
	25	12865	S803C-K25	2CCS883001R0517	0.74	1
	32	13022	S803C-K32	2CCS883001R0537	0.74	1
4	40	13183	S803C-K40	2CCS883001R0557	0.74	1
	50	13343	S803C-K50	2CCS883001R0577	0.74	1
	63	13503	S803C-K63	2CCS883001R0597	0.74	1
	10	12230	S804C-K10	2CCS884001R0427	0.98	1
	13	12391	S804C-K13	2CCS884001R0447	0.98	1
	16	12551	S804C-K16	2CCS884001R0467	0.98	1
	20	12711	S804C-K20	2CCS884001R0487	0.98	1
	25	12872	S804C-K25	2CCS884001R0517	0.98	1
	32	13039	S804C-K32	2CCS884001R0537	0.98	1
	40	13190	S804C-K40	2CCS884001R0557	0.98	1
	50	13350	S804C-K50	2CCS884001R0577	0.98	1
	63	13510	S804C-K63	2CCS884001R0597	0.98	1

High performance MCBs

S800B series with cage terminal, B characteristic

S800B-B characteristic

Function: protection and control of the circuits against overloads and short-circuits. With its lower breaking capacity it is designed to meet the needs of the sub-distributions.

For motor starter applications ABB recommends to use S800S, S800N or S800C.

Applications: commercial and industrial.

Standard: IEC/EN 60947-2, EN 60898

I_{cn}=10kA

I_{cu}=16kA




S801B

Number of poles	Rated current [A]	GTIN EAN 76122714	Order details		Weight [kg]	Pack. unit
			Type Code	Order code		
1	32	15303	S801B-B32	2CCS811001R0325	0.24	1
	40	16539	S801B-B40	2CCS811001R0405	0.24	1
	50	16577	S801B-B50	2CCS811001R0505	0.24	1
	63	16614	S801B-B63	2CCS811001R0635	0.24	1




S802B

2	32	16508	S802B-B32	2CCS812001R0325	0.49	1
	40	16546	S802B-B40	2CCS812001R0405	0.49	1
	50	16584	S802B-B50	2CCS812001R0505	0.49	1
	63	16621	S802B-B63	2CCS812001R0635	0.49	1



S803B

3	32	16515	S803B-B32	2CCS813001R0325	0.74	1
	40	16553	S803B-B40	2CCS813001R0405	0.74	1
	50	16591	S803B-B50	2CCS813001R0505	0.74	1
	63	16638	S803B-B63	2CCS813001R0635	0.74	1



S804B

4	32	16522	S804B-B32	2CCS814001R0325	0.98	1
	40	16560	S804B-B40	2CCS814001R0405	0.98	1
	50	16607	S804B-B50	2CCS814001R0505	0.98	1
	63	16645	S804B-B63	2CCS814001R0635	0.98	1

High performance MCBs

S800B series with cage terminal, C characteristic

S800B-C characteristic

Function: protection and control of the circuits against overloads and short-circuits. With its lower breaking capacity it is designed to meet the needs of the sub-distributions.

For motor starter applications ABB recommends to use S800S, S800N or S800C.

Applications: commercial and industrial.

Standard: IEC/EN 60947-2, EN 60898

I_{cn}=10kA

I_{cu}=16 kA




S801B

Number of poles	Rated current [A]	GTIN EAN 76122714	Order details		Weight [kg]	Pack. unit
			Type Code	Order code		
1	32	16225	S801B-C32	2CCS811001R0324	0.24	1
	40	16263	S801B-C40	2CCS811001R0404	0.24	1
	50	16300	S801B-C50	2CCS811001R0504	0.24	1
	63	16348	S801B-C63	2CCS811001R0634	0.24	1




S802B

2	32	16232	S802B-C32	2CCS812001R0324	0.49	1
	40	16270	S802B-C40	2CCS812001R0404	0.49	1
	50	16317	S802B-C50	2CCS812001R0504	0.49	1
	63	16355	S802B-C63	2CCS812001R0634	0.49	1



S803B

3	32	16249	S803B-C32	2CCS813001R0324	0.74	1
	40	16287	S803B-C40	2CCS813001R0404	0.74	1
	50	16324	S803B-C50	2CCS813001R0504	0.74	1
	63	16362	S803B-C63	2CCS813001R0634	0.74	1



S804B

4	32	16256	S804B-C32	2CCS814001R0324	0.98	1
	40	16294	S804B-C40	2CCS814001R0404	0.98	1
	50	16331	S804B-C50	2CCS814001R0504	0.98	1
	63	16379	S804B-C63	2CCS814001R0634	0.98	1

High performance MCBs

S800B series cage terminal, D characteristic

S800B-D characteristic

Function: protection and control of the circuits against overloads and short-circuits. With its lower breaking capacity it is designed to meet the needs of the sub-distributions.

For motor starter applications ABB recommends to use S800S, S800N or S800C.

Applications: commercial and industrial.

Standard: IEC/EN 60947-2, EN 60898

I_{cn}=10kA

I_{cu}=16 kA



S801B

Number of poles	Rated current [A]	GTIN EAN 76122714	Order details		Weight [kg]	Pack. unit
			Type Code	Order code		
1	32	15945	S801B-D32	2CCS811001R0321	0.24	1
	40	15983	S801B-D40	2CCS811001R0401	0.24	1
	50	16027	S801B-D50	2CCS811001R0501	0.24	1
	63	16065	S801B-D63	2CCS811001R0631	0.24	1




S802B

2	32	15952	S802B-D32	2CCS812001R0321	0.49	1
	40	15990	S802B-D40	2CCS812001R0401	0.49	1
	50	16034	S802B-D50	2CCS812001R0501	0.49	1
	63	16072	S802B-D63	2CCS812001R0631	0.49	1



S803B

3	32	15969	S803B-D32	2CCS813001R0321	0.74	1
	40	16003	S803B-D40	2CCS813001R0401	0.74	1
	50	16041	S803B-D50	2CCS813001R0501	0.74	1
	63	16089	S803B-D63	2CCS813001R0631	0.74	1



S804B

4	32	15976	S804B-D32	2CCS814001R0321	0.98	1
	40	16010	S804B-D40	2CCS814001R0401	0.98	1
	50	16058	S804B-D50	2CCS814001R0501	0.98	1
	63	16096	S804B-D63	2CCS814001R0631	0.98	1

High performance MCBs

S800B series with cage terminal, K characteristic

S800B-K characteristic

Function: protection and control of the circuits against overloads and short-circuits. With its lower breaking capacity it is designed to meet the needs of the sub-distributions.

For motor starter applications ABB recommends to use S800S, S800N or S800C.

Applications: commercial and industrial.

Standard: IEC/EN 60947-2, EN 60898

I_{cn}=10kA

I_{cu}=16 kA



S801B

Number of poles	Rated current [A]	GTIN EAN 76122714	Order details		Weight [kg]	Pack. unit
			Type Code	Order code		
1	32	15600	S801B-K32	2CCS811001R0537	0.24	1
	40	15723	S801B-K40	2CCS811001R0557	0.24	1
	50	15730	S801B-K50	2CCS811001R0577	0.24	1
	63	15778	S801B-K63	2CCS811001R0597	0.24	1




S802B

2	32	15709	S802B-K32	2CCS812001R0537	0.49	1
	40	16775	S802B-K40	2CCS812001R0557	0.49	1
	50	15747	S802B-K50	2CCS812001R0577	0.49	1
	63	15785	S802B-K63	2CCS812001R0597	0.49	1



S803B

3	32	15716	S803B-K32	2CCS813001R0537	0.74	1
	40	16799	S803B-K40	2CCS813001R0557	0.74	1
	50	15754	S803B-K50	2CCS813001R0577	0.74	1
	63	15792	S803B-K63	2CCS813001R0597	0.74	1



S804B

4	32	16805	S804B-K32	2CCS814001R0537	0.98	1
	40	16812	S804B-K40	2CCS814001R0557	0.98	1
	50	15761	S804B-K50	2CCS814001R0577	0.98	1
	63	15808	S804B-K63	2CCS814001R0597	0.98	1

High performance MCBs

S800HV series for application up to 1000V AC

S800HV-K characteristics

Function: protection and control of the circuits against overloads and short-circuits. With its Function: S800HV is designed for voltages up to 580/1000 V AC. Due to the high rated operational voltage, the field of application is wide – from underground mining to distributions on high altitudes.

Applications: Industrial

Standard: IEC/EN 60947-2, UL 1077, supplementary protector

Icu 1.5 kA (0.5...5 A) 4 kA (6 ... 63 A); 3 kA (80 ... 125 A)



S801HV




S802HV

Number of poles	Rated current [A]	GTIN EAN 7612271	Order details		Weight [kg]	Pack. unit
			Type Code	Order code		
1	0.5	501150	S801HV-K0,5	2CCF020049R0001	0.27	1
	1	501167	S801HV-K1	2CCF020050R0001	0.27	1
	1.6	502423	S801HV-K1,6	2CCF030021R0001	0.27	1
	2	502430	S801HV-K2	2CCF030022R0001	0.27	1
	2.5	502614	S801HV-K2,5	2CCF030030R0001	0.27	1
	3	502447	S801HV-K3	2CCF030023R0001	0.27	1
	4	502454	S801HV-K4	2CCF030024R0001	0.27	1
	5	502621	S801HV-K5	2CCF030031R0001	0.27	1
	6	436445	S801HV-K6	2CCF019005R0001	0.27	1
	8	436964	S801HV-K8	2CCF019006R0001	0.27	1
	10	436452	S801HV-K10	2CCF019007R0001	0.27	1
	13	436469	S801HV-K13	2CCF019008R0001	0.27	1
	16	436476	S801HV-K16	2CCF019009R0001	0.27	1
	20	436483	S801HV-K20	2CCF019010R0001	0.27	1
	25	436490	S801HV-K25	2CCF019011R0001	0.27	1
	32	436605	S801HV-K32	2CCF019012R0001	0.27	1
	40	436612	S801HV-K40	2CCF019013R0001	0.27	1
50	436629	S801HV-K50	2CCF019014R0001	0.27	1	
63	436636	S801HV-K63	2CCF019015R0001	0.27	1	
80	436643	S801HV-K80	2CCF019016R0001	0.27	1	
100	436650	S801HV-K100	2CCF019017R0001	0.27	1	
125	436667	S801HV-K125	2CCF019018R0001	0.27	1	
2	0.5	502461	S802HV-K0,5	2CCF030025R0001	0.54	1
	1	502478	S802HV-K1	2CCF030026R0001	0.54	1
	1.6	502638	S802HV-K1,6	2CCF030032R0001	0.54	1
	2	502485	S802HV-K2	2CCF030027R0001	0.54	1
	2.5	502492	S802HV-K2,5	2CCF030028R0001	0.54	1
	3	502645	S802HV-K3	2CCF030033R0001	0.54	1
	4	501297	S802HV-K4	2CCF020063R0001	0.54	1
	5	501303	S802HV-K5	2CCF020064R0001	0.54	1
	6	436674	S802HV-K6	2CCF019019R0001	0.54	1
	8	436681	S802HV-K8	2CCF019020R0001	0.54	1
	10	436698	S802HV-K10	2CCF019021R0001	0.54	1
	13	436704	S802HV-K13	2CCF019022R0001	0.54	1
	16	436711	S802HV-K16	2CCF019023R0001	0.54	1
	20	436728	S802HV-K20	2CCF019024R0001	0.54	1
	25	436742	S802HV-K25	2CCF019025R0001	0.54	1
	32	436759	S802HV-K32	2CCF019026R0001	0.54	1
	40	436766	S802HV-K40	2CCF019027R0001	0.54	1
50	436773	S802HV-K50	2CCF019028R0001	0.54	1	
63	436780	S802HV-K63	2CCF019029R0001	0.54	1	
80	436797	S802HV-K80	2CCF019030R0001	0.54	1	
100	436803	S802HV-K100	2CCF019031R0001	0.54	1	
125	436810	S802HV-K125	2CCF019032R0001	0.54	1	

High performance MCBs

S800HV series for application up to 1000V AC



803HV

Number of poles	Rated current [A]	GTIN EAN 76122714	Order details		Weight [kg]	Pack. unit
			Type Code	Order code		
3	0.5	501310	S803HV-K0,5	2CCF020065R0001	0.81	1
	1	501327	S803HV-K1	2CCF020066R0001	0.81	1
	1.6	501334	S803HV-K1,6	2CCF020067R0001	0.81	1
	2	501341	S803HV-K2	2CCF020068R0001	0.81	1
	2.5	501358	S803HV-K2,5	2CCF020069R0001	0.81	1
	3	501365	S803HV-K3	2CCF020070R0001	0.81	1
	4	501372	S803HV-K4	2CCF020071R0001	0.81	1
	5	501389	S803HV-K5	2CCF020072R0001	0.81	1
	6	36827	S803HV-K6	2CCF019033R0001	0.81	1
	8	36834	S803HV-K8	2CCF019034R0001	0.81	1
	10	36841	S803HV-K10	2CCF019035R0001	0.81	1
	13	36858	S803HV-K13	2CCF019036R0001	0.81	1
	16	36865	S803HV-K16	2CCF019037R0001	0.81	1
	20	36872	S803HV-K20	2CCF019038R0001	0.81	1
	25	36889	S803HV-K25	2CCF019039R0001	0.81	1
32	36896	S803HV-K32	2CCF019040R0001	0.81	1	
40	36902	S803HV-K40	2CCF019041R0001	0.81	1	
50	36919	S803HV-K50	2CCF019042R0001	0.81	1	
63	36926	S803HV-K63	2CCF019043R0001	0.81	1	
80	36933	S803HV-K80	2CCF019044R0001	0.81	1	
100	36940	S803HV-K100	2CCF019045R0001	0.81	1	
125	36957	S803HV-K125	2CCF019046R0001	0.81	1	


S800HV-C characteristics

Function: protection and control of the circuits against overloads and short-circuits. With its Function: S800HV is designed for voltages up to 580/1000 V AC. Due to the high rated operational voltage, the field of application is wide – from underground mining to distributions on high altitudes.

Applications: industrial

Standard: IEC/EN 60947-2, UL 1077, supplementary protector

Icu = 4 kA



S803HV

Number of poles	Rated current [A]	Bbn 76122714 EAN	Order details		Price 1 piece	Weight 1 piece kg	Pack unit pc.
			Type code	Order code			
3	10	72221	S803HV-C10	2CCF019650R0001		0.81	1
3	32	72245	S803HV-C32	2CCF019651R0001		0.81	1

High performance MCBs

S800U series technical features

S800U		
General Data		
Tripping characteristics		K, Z
Standards		UL489
Poles		1 ... 4
Rated current I_n	A	10...100
Rated frequency f	Hz	50/60
Rated insulation voltage U_i acc. to IEC/EN 60664-1	V	AC 690
Rated impulse withstand voltage U_{imp} (1.2/50 μ s)	kV	8
Overvoltage category		IV
Pollution degree		3
Suitability for isolation		yes
Data acc. to IEC/EN 60947-2		
Rated operational voltage U_e	V	AC 240/415
Min. operating voltage	V	AC 12
Rated ultimate short-circuit capacity I_{cu}	kA	AC 240V (1-pole) = 30 kA AC 415V (multipole) = 50 kA
Rated service short-circuit capacity I_{cs}	kA	AC 240V (1-pole) = 25 kA AC 415V (multipole) = 40 kA
Reference temperature for tripping characteristics	°C	25 °C
Electrical and Mechanical Endurance	ops.	10...32 A: 10000 electrical / 10000 mechanical 40...100 A: 6000 electrical / 10000 mechanical
Data acc. to UL / CSA		
Rated voltage	V	AC 240
Short-circuit current rating acc. to UL 489	kA	AC 240V (1-pole) = 30 kA AC 240V (multipole) = 50 kA
Reference temperature for tripping characteristics		25 °C
Electrical and Mechanical endurance	ops.	acc. to UL489 6000 electrical; 4000 mechanical
Mechanical Data		
Protection degree acc. to EN 60529		IP20; IP40 (actuating end only)
Shock resistance acc. to IEC/EN 60068-2-27		5g / 30ms, Test Ea
Shock resistance acc. To IEC/EN 61373		5g / 30ms, Cat 1 / Class B
Vibration resistance acc. to IEC/EN 60068-2-6		5 - 13.2Hz / 1 mm 13.2 - 100Hz / 0.7g with load 80% x I_n , Test Fc
Environmental conditions (damp heat) acc. to IEC/EN 60068-2-30	°C/RH	2 cycles: 12h 55°C @98% rh; 12h 25°C @93% rh
Environmental condition (dry heat) acc. to IEC/EN 60068-2-2	°C/RH	16 hours 70°C
Environmental condition (low temp) acc. to IEC/EN 60068-2-1		16 hours -40°C
Ambient temperature	°C	-25 ... +60
Storage temperature	°C	-40 ... +70
Installation		
Terminal		Failsafe cage or ringlug terminal
Connections (top/bottom) – C_u only	mm ²	1 ... 50 flexible 1 ... 70 solid (rigid or stranded)
	AWG	10 - 30A: 14 - 2 AWG 40 - 100A: 1 - 8 AWG
Tightening torque	Nm	3.5
	in-lbs.	31
Screwdriver		POZI 2
Mounting		any
Mounting position		any
Supply		any
Dimensions and weight		
Pole dimensions (H x L x W)	mm	95 x 82.5 x 27
Pole weight	g	240

High performance MCBs

S804U-UCZ series technical features

S804U-UCZ		
General Data		
Tripping characteristics		UCZ
Standards		UL489
Poles		4
Rated current I_e	A	10 - 80
Rated frequency f	Hz	-
Rated insulation voltage U_i acc. to IEC/EN 60664-1	V	DC 1500
Rated impulse withstand voltage $U_{imp.}$ (1.2/50 μ s)	kV	8
Overvoltage category		IV
Pollution degree		3
Suitability for isolation		yes
Data acc. to UL / CSA		
Rated voltage	V	DC 600
Short-circuit current rating acc. to UL 489	kA	10
Reference temperature for tripping characteristics		25 °C
Electrical and Mechanical endurance	ops.	acc. to UL489 6000 electrical; 4000 mechanical
Mechanical Data		
Protection degree acc. to EN 60529		IP20; IP40 (actuating end only)
Shock resistance acc. to IEC/EN 60068-2-27		5g / 30ms, Test Ea
Vibration resistance acc. to IEC/EN 60068-2-6		5 - 13.2Hz / 1 mm 13.2 - 100Hz / 0.7g with load 80% x I_e , Test Fc
Environmental conditions (damp heat) acc. to IEC/EN 60068-2-30	°C/RH	2 cycles: 12h 55°C @98% rh; 12h 25°C @93% rh
Environmental condition (dry heat) acc. to IEC/EN 60068-2-2	°C/RH	16 hours 70°C
Environmental condition (low temp) acc. to IEC/EN 60068-2-1	°C/RH	16 hours -40°C
Ambient temperature	°C	- 25 ... +60
Storage temperature	°C	- 40 ... +70
Installation		
Terminal		Failsafe cage terminal
Connections C_u (top/bottom)	AWG	10 - 32A: 14-2 AWG 40 - 80A: 1-8 AWG
Tightening torque	Nm	3.5
	in-lbs.	31
Screwdriver		POZI 2
Mounting		any
Mounting position		any
Supply		any
Dimensions and weight		
Pole dimensions (H x L x W)	mm	142 x 82.5 x 27
Pole weight	g	240

High performance MCBs

S804U-PVS series technical features

S804U-PVS		
General Data		
Tripping characteristics		PVS
Standards		UL489B (Photovoltaic)
Poles		4
Rated current I_e	A	5
Rated frequency f	Hz	-
Rated insulation voltage U_i acc. to IEC/EN 60664-1	V	DC 1500
Rated impulse withstand voltage $U_{imp.}$ (1.2/50 μ s)	kV	8
Overvoltage category		III
Pollution degree		2
Suitability for isolation		yes
Data acc. to UL / CSA		
Rated voltage	V	DC 1000
Short-circuit current rating acc. to UL 489B	kA	3 kA
Reference temperature for tripping characteristics		50 °C
Electrical and Mechanical endurance	ops.	acc. to UL489B 1000 electrical; 1000 mechanical
Mechanical Data		
Protection degree acc. to EN 60529		IP20; IP40 (actuating end only)
Shock resistance acc. to IEC/EN 60068-2-27		5g / 30ms, Test Ea
Vibration resistance acc. to IEC/EN 60068-2-6		5 - 13.2Hz / 1 mm 13.2 - 100Hz / 0.7g with load 80% x I_e , Test Fc
Environmental conditions (damp heat) acc. to IEC/EN 60068-2-30	°C/RH	2 cycles: 12h 55°C @98% rh; 12h 25°C @93% rh
Environmental condition (dry heat) acc. to IEC/EN 60068-2-2	°C/RH	16 hours 70°C
Environmental condition (low temp) acc. to IEC/EN 60068-2-1	°C/RH	16 hours -40°C
Ambient temperature	°C	-25 ... +60
Storage temperature	°C	-40 ... +70
Installation		
Terminal		Failsafe cage terminal
Connections (top/bottom) – C_u only	mm ²	1 ... 50 flexible 1 ... 70 solid (rigid or stranded)
	AWG	14 AWG - 2 AWG Single conductor per terminal, 75C wire
Flexible Cross-section of conductors (top/bottom)	mm ²	-
	AWG	14 AWG - 2 AWG Single conductor per terminal - copper only, 75C wire
Tightening torque	Nm	3.5
	in-lbs.	31
Screwdriver		POZI 2
Mounting		any
Mounting position		any
Supply		any
Dimensions and weight		
Pole dimensions (H x L x W)	mm	142 x 82.5 x 27
Pole weight	g	240



High performance MCBs

S800U series technical features

		S800U	S804U-UCZ	S804U-PVS
Combination with aux. elements	S800-AUX	yes	yes	yes
	S800-AUX/ALT	yes	yes	yes
	S800W-RSU	yes	yes	yes
	S800-SOR	yes	yes	yes
	S800-UVR	yes	yes	yes

High performance MCBs

S800U series with cage terminal, Z characteristic

S800U-Z characteristic

Function: protection and control of the circuits against overloads and short-circuits when a high breaking capacity is required; protection for people and big length cables in TN and IT systems; very useful when selectivity is needed vs an MCCB or back-up vs other MCBs wired downstream.

Applications: commercial and industrial.

Standard: UL489, CSA 22.2 NO.5-02, IEC/EN 60947-2


Icu=30 kA (1 pole), 50 kA (2...4 poles)




S801U



S802U



S803U



S804U

Number of poles	Rated current [A]	GTIN EAN 76122712	Order details		Weight [kg]	Pack. unit
			Type Code	Order code		
1	10	14487	S801U-Z10	2CCS881017R0105	0.25	1
	15	14524	S801U-Z15	2CCS881017R0155	0.25	1
	20	14562	S801U-Z20	2CCS881017R0205	0.25	1
	25	14609	S801U-Z25	2CCS881017R0255	0.25	1
	30	14647	S801U-Z30	2CCS881017R0305	0.25	1
	40	14685	S801U-Z40	2CCS881017R0405	0.25	1
	50	14722	S801U-Z50	2CCS881017R0505	0.25	1
	60	14760	S801U-Z60	2CCS881017R0605	0.25	1
	70	14807	S801U-Z70	2CCS881017R0705	0.25	1
	80	14845	S801U-Z80	2CCS881017R0805	0.25	1
2	10	14494	S802U-Z10	2CCS862017R0105	0.49	1
	15	14531	S802U-Z15	2CCS862017R0155	0.49	1
	20	14579	S802U-Z20	2CCS862017R0205	0.49	1
	25	14616	S802U-Z25	2CCS862017R0255	0.49	1
	30	14654	S802U-Z30	2CCS862017R0305	0.49	1
	40	14692	S802U-Z40	2CCS862017R0405	0.49	1
	50	14739	S802U-Z50	2CCS862017R0505	0.49	1
	60	14777	S802U-Z60	2CCS862017R0605	0.49	1
	70	14814	S802U-Z70	2CCS862017R0705	0.49	1
	80	14852	S802U-Z80	2CCS862017R0805	0.49	1
3	10	14500	S803U-Z10	2CCS863017R0105	0.74	1
	15	14548	S803U-Z15	2CCS863017R0155	0.74	1
	20	14586	S803U-Z20	2CCS863017R0205	0.74	1
	25	14623	S803U-Z25	2CCS863017R0255	0.74	1
	30	14661	S803U-Z30	2CCS863017R0305	0.74	1
	40	14708	S803U-Z40	2CCS863017R0405	0.74	1
	50	14746	S803U-Z50	2CCS863017R0505	0.74	1
	60	14784	S803U-Z60	2CCS863017R0605	0.74	1
	70	14821	S803U-Z70	2CCS863017R0705	0.74	1
	80	14869	S803U-Z80	2CCS863017R0805	0.74	1
4	10	14517	S804U-Z10	2CCS864017R0105	0.98	1
	15	14555	S804U-Z15	2CCS864017R0155	0.98	1
	20	14593	S804U-Z20	2CCS864017R0205	0.98	1
	25	14630	S804U-Z25	2CCS864017R0255	0.98	1
	30	14678	S804U-Z30	2CCS864017R0305	0.98	1
	40	14715	S804U-Z40	2CCS864017R0405	0.98	1
	50	14753	S804U-Z50	2CCS864017R0505	0.98	1
	60	14791	S804U-Z60	2CCS864017R0605	0.98	1
	70	14838	S804U-Z70	2CCS864017R0705	0.98	1
	80	14876	S804U-Z80	2CCS864017R0805	0.98	1
90	14913	S804U-Z90	2CCS864017R0905	0.98	1	
100	14951	S804U-Z100	2CCS864017R0825	0.98	1	

High performance MCBs

S800U series with cage terminal, K characteristic

S800U-K characteristic

Function: protection and control of the circuits against overloads and short-circuits when a high breaking capacity is required; protection for people and big length cables in TN and IT systems; very useful when selectivity is needed vs an MCCB or back-up vs other MCBs wired downstream.

Applications: commercial and industrial.

Standard: UL489, CSA 22.2 NO.5-02, IEC/EN 60947-2


Icu=30 kA (1-pole), 50 kA (2...4-pole)




S801U



S802U



S803U



S804U


Number of poles	Rated current [A]	GTIN EAN 76122712	Order details		Weight [kg]	Pack. unit
			Type Code	Order code		
1	10	14005	S801U-K10	2CCS881017R0427	0.25	1
	15	14043	S801U-K15	2CCS881017R0457	0.25	1
	20	14081	S801U-K20	2CCS881017R0487	0.25	1
	25	14128	S801U-K25	2CCS881017R0517	0.25	1
	30	14166	S801U-K30	2CCS881017R0527	0.25	1
	40	14203	S801U-K40	2CCS881017R0557	0.25	1
	50	14241	S801U-K50	2CCS881017R0577	0.25	1
	60	14289	S801U-K60	2CCS881017R0587	0.25	1
	70	14326	S801U-K70	2CCS881017R0707	0.25	1
	80	14364	S801U-K80	2CCS881017R0627	0.25	1
	90	14401	S801U-K90	2CCS881017R0907	0.25	1
100	14449	S801U-K100	2CCS881017R0637	0.25	1	
2	10	14012	S802U-K10	2CCS862017R0427	0.49	1
	15	14050	S802U-K15	2CCS862017R0457	0.49	1
	20	14098	S802U-K20	2CCS862017R0487	0.49	1
	25	14135	S802U-K25	2CCS862017R0517	0.49	1
	30	14173	S802U-K30	2CCS862017R0527	0.49	1
	40	14210	S802U-K40	2CCS862017R0557	0.49	1
	50	14258	S802U-K50	2CCS862017R0577	0.49	1
	60	14296	S802U-K60	2CCS862017R0587	0.49	1
	70	14333	S802U-K70	2CCS862017R0707	0.49	1
	80	14371	S802U-K80	2CCS862017R0627	0.49	1
	90	14418	S802U-K90	2CCS862017R0907	0.49	1
100	14456	S802U-K100	2CCS862017R0637	0.49	1	
3	10	14029	S803U-K10	2CCS863017R0427	0.74	1
	15	14067	S803U-K15	2CCS863017R0457	0.74	1
	20	14104	S803U-K20	2CCS863017R0487	0.74	1
	25	14142	S803U-K25	2CCS863017R0517	0.74	1
	30	14180	S803U-K30	2CCS863017R0527	0.74	1
	40	14227	S803U-K40	2CCS863017R0557	0.74	1
	50	14265	S803U-K50	2CCS863017R0577	0.74	1
	60	14302	S803U-K60	2CCS863017R0587	0.74	1
	70	14340	S803U-K70	2CCS863017R0707	0.74	1
	80	14388	S803U-K80	2CCS863017R0627	0.74	1
	90	14425	S803U-K90	2CCS863017R0907	0.74	1
100	14463	S803U-K100	2CCS863017R0637	0.74	1	
4	10	14036	S804U-K10	2CCS864017R0427	0.98	1
	15	14074	S804U-K15	2CCS864017R0457	0.98	1
	20	14111	S804U-K20	2CCS864017R0487	0.98	1
	25	14159	S804U-K25	2CCS864017R0517	0.98	1
	30	14197	S804U-K30	2CCS864017R0527	0.98	1
	40	14234	S804U-K40	2CCS864017R0557	0.98	1
	50	14272	S804U-K50	2CCS864017R0577	0.98	1
	60	14319	S804U-K60	2CCS864017R0587	0.98	1
	70	14357	S804U-K70	2CCS864017R0707	0.98	1
	80	14395	S804U-K80	2CCS864017R0627	0.98	1
	90	14432	S804U-K90	2CCS864017R0907	0.98	1
100	14470	S804U-K100	2CCS864017R0637	0.98	1	

High performance MCBs

S800U series UCZ characteristic

S800 UCZ characteristic

Function: this breaker is specially designed for networks up to 600 V d.c., e.g. datacenter. With its short-circuit current rating of 10 kA you will get a good solution regarding safety and reliability. This breaker is tested acc to UL489 (cIUSus).



S804U

Number of poles	Rated current [A]	GTIN EAN 7612271	Order details		Weight [kg]	Pack. unit
			Type Code	Order code		
4	10	420703	S804U-UCZ10	2CCS248356R0001	0.98	1
	15	420710	S804U-UCZ15	2CCS248357R0001	0.98	1
	20	420727	S804U-UCZ20	2CCS248358R0001	0.98	1
	25	420734	S804U-UCZ25	2CCS248359R0001	0.98	1
	30	420741	S804U-UCZ30	2CCS248360R0001	0.98	1
	40	420758	S804U-UCZ40	2CCS248361R0001	0.98	1
	50	420765	S804U-UCZ50	2CCS248362R0001	0.98	1
	60	420772	S804U-UCZ60	2CCS248363R0001	0.98	1
	70	420789	S804U-UCZ70	2CCS248364R0001	0.98	1
	80	420796	S804U-UCZ80	2CCS248365R0001	0.98	1

High performance MCBs

S800U series PVS characteristic


S800U PVS characteristic - Ground fault detector interrupter (GFDI)

Function: string protection.

The S804U-PVS5 is for string protection in photovoltaic systems.

In case of reverse currents, the breaker will trip. Thus the PV generator will not be damaged.

The breaker is tested acc. to UL489B for 1000 V d.c.



S804U

Number of poles	I_{cu} [kA]	Rated current [A]	GTIN EAN	Order details		Weight [kg]	Pack. unit
				Type Code	Order code		
4	3	5	7612271 419929	S804U-PVS5	2CCP824017R1159	0.98	1

High performance MCBs

S800PV-SP series technical features

S800PV-SP		
General Data		
Tripping characteristics		SP
Standards		IEC / EN 60947-2 and Annex P
Poles		2 ... 4
Rated frequency I_e	A	5 ... 125
Rated frequency f	Hz	-
Rated insulation voltage U_i acc. to IEC/EN 60664-1	V	DC 1500
Rated impulse withstand voltage U_{imp} (1.2/50 μ s)	kV	8
Overvoltage category		III*
Pollution degree		2
Suitability for isolation		yes
Data acc. to IEC/EN 60947-2		
Rated operational voltage U_e	V	2-pole DC 800V: 5 ... 125 A 3-pole DC 1200V: 5 ... 125 A 4-pole DC 1500V: 5 ... 125 A
Min. operating voltage	V	-
Rated ultimate short-circuit capacity I_{cu}	kA	5 ... 16 A acc. IEC 60947-2 Annex P. $I_{cu} = 5$ kA 20 ... 125 A, acc. IEC 60947-2, $I_{cu} = 5$ kA 20 ... 125 A, acc. IEC 60947-2 Annex P. $I_{cu} = 3$ kA
Rated service short-circuit capacity I_{cs}	kA	$I_{cu} = I_{cs}$
Reference temperature for tripping characteristics	$^{\circ}$ C	40 $^{\circ}$ C
Electrical and Mechanical Endurance	ops.	acc. to Annex P: 5 ... 16 A: 300 electrical/9700 mechanical acc. to IEC 60947-2 (general part): 20 ... 100 A: 1500 electrical/8500 mechanical 125 A: 1000 electrical/9000 mechanical
Mechanical Data		
Housing		Material group I, RAL 7035
Toggle		black, lockable
Classification acc. To NF F 126-101, NF F 16-102		-
Protection degree acc. to EN 60529		IP20; IP40 (actuating end only)
Shock resistance acc. to IEC/EN 60068-2-27		5g / 30ms, Test Ea
Shock resistance acc. To IEC/EN 61373		5g / 30ms, Cat 1 / Class B
Vibration resistance acc. to IEC/EN 60068-2-6		5 - 13.2Hz / 1 mm 13.2 - 100Hz / 0.7g with load 80% x I_e , Test Fc
Environmental conditions (damp heat) acc. to IEC/EN 60068-2-30	$^{\circ}$ C/RH	2 cycles: 12h 55 $^{\circ}$ C @98% rh; 12h 25 $^{\circ}$ C @93% rh
Environmental condition (dry heat) acc. to IEC/EN 60068-2-2	$^{\circ}$ C/RH	16 hours 70 $^{\circ}$ C
Environmental condition (low temp) acc. to IEC/EN 60068-2-1	$^{\circ}$ C/RH	16 hours -40 $^{\circ}$ C
Ambient temperature	$^{\circ}$ C	-25 ... +60
Storage temperature	$^{\circ}$ C	-40 ... +70
Installation		
Terminal		Failsafe cage or ringlug terminal
Connections (top/bottom) - C_u only	mm ²	1 ... 50 flexible 1 ... 70 solid (rigid or stranded)
Tightening torque	Nm in-lbs.	3.5 31
Screwdriver		POZI 2
Mounting		any
Mounting position		any
Supply		any
Dimensions and weight		
Pole dimensions (H x L x W)	mm	95 x 82.5 x 27
Pole weight	g	240

*The pollution degree of the product, as defined in standard IEC 60947-1, is related to its micro environment, to which equipment is exposed. It may be different from that of the macro-environment. According to where the equipment is located, the pollution degree of the macro environment can be considered up to category IV if protection is offered by means of such as an adequate enclosure or internal heating to prevent absorption or condensation of moisture.

Switch Disconnectors

S802PV-M-H and S800PV-SD technical features

		S802PV-M-H	S800PV-SD
General Data			
Tripping characteristics		none	none
Standards		IEC / EN 60947-3	IEC / EN 60947-3 and Annex D
Poles		2 (polarized)	2 ... 4
Rated current I_e	A	32, 63, 100	32, 63, 125
Rated insulation voltage U_i acc. to IEC/EN 60664-1	V	DC 1500	DC 1500
Rated impulse withstand voltage U_{imp} (1.2/50 μ s)	kV	8	8
Overvoltage category		III*	III*
Pollution degree		2	2
Suitability for isolation		yes	yes
Data acc. to IEC/EN 60947-3			
Rated operational voltage U_e	V	DC 1000V: 2-pole	DC 800V: 2-pole DC 1200V: 3-Pole DC 1500V: 4-pole
Min. operating voltage	V	-	-
Rated short-term withstand current I_{cw}	kA	1.5	1.5
Rated short-circuit making capacity I_{cm}	kA	0.5	0.5
Utilisation category		DC-21 A	DC-21 A, DC-PV2
Electrical and Mechanical Endurance	ops.	1500 electrical / 10000 mechanical	32, 63 A: 1500 electrical / 10000 mechanical 125 A: 1000 electrical / 8000 mechanical
Mechanical Data			
Housing		Material group I, RAL 7035	Material group I, RAL 7035
Toggle		black, lockable	black, lockable
Classification acc. To NF F 126-101, NF F 16-102		-	-
Protection degree acc. to EN 60529		IP20; IP40 (actuating end only)	IP20; IP40 (actuating end only)
Shock resistance acc. to IEC/EN 60068-2-27		5g / 30ms, Test Ea	5g / 30ms, Test Ea
Shock resistance acc. To IEC/EN 61373		5g / 30ms, Cat 1 / Class B	5g / 30ms, Cat 1 / Class B
Vibration resistance acc. to IEC/EN 60068-2-6		5 - 13.2Hz / 1 mm 13.2 - 100Hz / 0.7g with load 80% x I_e , Test Fc	5 - 13.2Hz / 1 mm 13.2 - 100Hz / 0.7g with load 80% x I_e , Test Fc
Environmental conditions (damp heat) acc. to IEC/EN 60068-2-30	$^{\circ}$ C/RH	2 cycles: 12h 55 $^{\circ}$ C @98% rh; 12h 25 $^{\circ}$ C @93% rh	2 cycles: 12h 55 $^{\circ}$ C @98% rh; 12h 25 $^{\circ}$ C @93% rh
Environmental condition (dry heat) acc. to IEC/EN 60068-2-2	$^{\circ}$ C/RH	16 hours 70 $^{\circ}$ C	16 hours 70 $^{\circ}$ C
Environmental condition (low temp) acc. to IEC/EN 60068-2-1		16 hours -40 $^{\circ}$ C	16 hours -40 $^{\circ}$ C
Ambient temperature	$^{\circ}$ C	-25 ... +60	-25 ... +60
Storage temperature	$^{\circ}$ C	-40 ... +70	-40 ... +70
Installation			
Terminal		Failsafe cage or ringlug terminal	Failsafe cage or ringlug terminal
Connections (top/bottom) - C_u only	mm ²	1 ... 50 flexible 1 ... 70 solid (rigid or stranded)	1 ... 50 flexible 1 ... 70 solid (rigid or stranded)
Tightening torque	Nm	3.5	3.5
	in-lbs.	31	31
Screwdriver		POZI 2	POZI 2
Mounting		any	any
Mounting position		any	any
Supply		any (taking into account the polarization)	any (taking into account the polarization)
Dimensions and weight			
Pole dimensions (H x L x W)	mm	95 x 82.5 x 27	95 x 82.5 x 27
Pole weight	g	240	240

*The pollution degree of the product, as defined in standard IEC 60947-1, is related to its micro environment, to which equipment is exposed. It may be different from that of the macro-environment. According to where the equipment is located, the pollution degree of the macro environment can be considered up to category IV, if protection is offered by means of such as an adequate enclosure or internal heating to prevent absorption or condensation of moisture.

Switch Disconnectors

S802PV-M-H and S800PV-SD technical features

		S800PV-SP	S800PV-SD	S800PV-M-H
Combination with aux. elements	S800-AUX	yes	yes	yes
	S800-AUX/ALT	yes	no	no
	S800-RSU-H	yes	yes	yes
	S800W-RSU	yes	yes	yes
	S800-SOR	yes	yes	yes
	S800-UVR	yes	yes	yes

High performance MCBs

S800PV series with cage terminal, B characteristic

S800PV-SP

Function: protection and control of photovoltaic strings against overloads, short-circuits and reverse currents. Ideal replacement for fuses due to comfortable string failure identification and signalisation.

Applications: Photovoltaic systems. Standard: IEC 60947-2 and Annex P

5 ... 16A acc. IEC 60947-2 Annex P, I_{cu} 5 kA

20 ... 125A acc. IEC 60947-2, I_{cu} 5 kA


5 ... 125A acc. IEC 60947-2 Annex P, I_{cu} 3 kA



S802PV



S803PV



S804PV

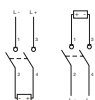
Number of poles	Rated current [A]	GTIN EAN 7612271	Order details		Weight [kg]	Pack. unit
			Type Code	Order code		
2	5	471170	S802PV-SP5	2CCF019596R0001	0.49	1
	6	472115	S802PV-SP6	2CCF019643R0001	0.49	1
	8	472139	S802PV-SP8	2CCF019644R0001	0.49	1
	10	471194	S802PV-SP10	2CCF019597R0001	0.49	1
	13	471217	S802PV-SP13	2CCF019598R0001	0.49	1
	16	471231	S802PV-SP16	2CCF019599R0001	0.49	1
	20	471255	S802PV-SP20	2CCF019600R0001	0.49	1
	25	471279	S802PV-SP25	2CCF019601R0001	0.49	1
	32	471293	S802PV-SP32	2CCF019602R0001	0.49	1
	40	471316	S802PV-SP40	2CCF019603R0001	0.49	1
	50	471330	S802PV-SP50	2CCF019604R0001	0.49	1
	63	471354	S802PV-SP63	2CCF019605R0001	0.49	1
	80	471378	S802PV-SP80	2CCF019606R0001	0.49	1
100	471392	S802PV-SP100	2CCF019607R0001	0.49	1	
125	520700	S802PV-SP125	2CCF019608R0001	0.515	1	
3	5	471439	S803PV-SP5	2CCF019609R0001	0.74	1
	6	472153	S803PV-SP6	2CCF019645R0001	0.74	1
	8	472177	S803PV-SP8	2CCF019646R0001	0.74	1
	10	471453	S803PV-SP10	2CCF019610R0001	0.74	1
	13	471477	S803PV-SP13	2CCF019611R0001	0.74	1
	16	471491	S803PV-SP16	2CCF019612R0001	0.74	1
	20	471514	S803PV-SP20	2CCF019613R0001	0.74	1
	25	471538	S803PV-SP25	2CCF019614R0001	0.74	1
	32	471552	S803PV-SP32	2CCF019615R0001	0.74	1
	40	471576	S803PV-SP40	2CCF019616R0001	0.74	1
	50	471590	S803PV-SP50	2CCF019617R0001	0.74	1
	63	471613	S803PV-SP63	2CCF019618R0001	0.74	1
	80	471637	S803PV-SP80	2CCF019619R0001	0.74	1
100	471651	S803PV-SP100	2CCF019620R0001	0.74	1	
125	520717	S803PV-SP125	2CCF019621R0001	0.765	1	
4	5	452124	S804PV-SP5	2CCF019586R0001	0.98	1
	6	472191	S804PV-SP6	2CCF019647R0001	0.98	1
	8	472214	S804PV-SP8	2CCF019648R0001	0.98	1
	10	471699	S804PV-SP10	2CCF019622R0001	0.98	1
	13	471712	S804PV-SP13	2CCF019623R0001	0.98	1
	16	471736	S804PV-SP16	2CCF019624R0001	0.98	1
	20	471750	S804PV-SP20	2CCF019625R0001	0.98	1
	25	471774	S804PV-SP25	2CCF019626R0001	0.98	1
	32	471798	S804PV-SP32	2CCF019627R0001	0.98	1
	40	471811	S804PV-SP40	2CCF019628R0001	0.98	1
	50	471835	S804PV-SP50	2CCF019629R0001	0.98	1
	63	471859	S804PV-SP63	2CCF019630R0001	0.98	1
	80	471873	S804PV-SP80	2CCF019631R0001	0.98	1
100	471897	S804PV-SP100	2CCF019632R0001	0.98	1	
125	520724	S804PV-SP125	2CCF019633R0001	1.005	1	

High performance MCBs

S800PV series with cage terminal, B characteristic



S802PV



S802PV-M-H

Function: this polarized disconnecter is designed to meet the requirements for photovoltaic systems. Voltage up to 1000 V d.c. and rated current up to 100 A.

Number of poles	Rated current [A]	GTIN EAN 7612271	Order details		Weight [kg]	Pack. unit
			Type Code	Order code		
2	32	419035	S802PV-M32-H	2CCP247204R0001	0.43	1
	63	419042	S802PV-M63-H	2CCP247205R0001	0.43	1
	100	419301	S802PV-M100-H	2CCP247212R0001	0.43	1

S800PV-SD

Function: switch disconnecter for DC side isolation of PV systems.

Designed for PV installations of 1500 V DC.


Applications: Photovoltaic systems

Rated short-term withstand current, I_{cw} 1,5 kA


Number of poles	Rated current [A]	GTIN EAN 76122714	Order details		Weight [kg]	Pack. unit
			Type Code	Order code		
2	32	71958	S802PV-SD32	2CCF019635R0001	0.43	1
	63	71934	S802PV-SD63	2CCF019634R0001	0.43	1
	125	71972	S802PV-SD125	2CCF019636R0001	0.43	1
3	32	71996	S803PV-SD32	2CCF019637R0001	0.65	1
	63	72016	S803PV-SD63	2CCF019638R0001	0.65	1
	125	72030	S803PV-SD125	2CCF019639R0001	0.65	1
4	32	72054	S804PV-SD32	2CCF019640R0001	0.86	1
	63	72078	S804PV-SD63	2CCF019641R0001	0.86	1
	125	72092	S804PV-SD125	2CCF019642R0001	0.86	1



S802PV



S803PV



S804PV



—

new.abb.com/low-voltage

Note:
We reserve the right to make technical changes or modify the contents of this document without prior notification. ABB does not accept any responsibility whatsoever for potential errors or possible lack of information in this document.
We reserve all rights in this document and in the subject matter and illustrations contained therein.
Any reproduction, disclosure to third parties or utilization of its contents – in whole or in part – is forbidden without prior written consent of ABB.

© Copyright 2024 ABB. All rights reserved.